

## 5.1 Function Codes Overview

Function codes are used for selecting various functions of FRENIC-MEGA.

Function codes comprise 3 digits or 4 digits of alphanumeric character.

The first digit categorizes the group of function code alphabetically and the subsequent 2 or 3 digits identify each code within the group by number.

Function code comprises 14 groups:

- Fundamental functions (F codes),
- Terminal functions (E codes),
- Control codes (C codes),
- Motor 1 parameters (P codes),
- High-level functions (H codes) (H1 codes),
- Motor 2 parameters (A codes),
- Motor 3 parameters (b codes),
- Motor 4 parameters (r codes),
- Application function 1 (J codes) (J1 codes),
- Application function 2 (d codes),
- Customizable logic (U codes) (U1 codes),
- Link functions (y codes),
- Keypad functions (K codes),
- and Option function (o codes).









The function of each function code is determined according to the data to be set. The following descriptions are for supplementary explanation of function code table. Refer to instruction manual of each option to find the details of the option function (o code).

## 5.2 Function Code Tables

### 5.2.1 Supplementary note

#### ■ Change, reflect, and save function code data during operation

Function codes are categorized into those which data change is enabled during operation of the inverter and those which such change is disabled. The meaning of the code in the “Change during operation” column of the function code table is described in the following table.

Symbol	Change during operation	Reflect and save data
Y*	Allowed	At the point when data is changed by  /  keys, the changed data is immediately reflected on the operation of inverter. However, at this stage, the changed value is not saved to the inverter. In order to save it to the inverter, press  key. Without saving by  key and leaving the state of when the change was made by the  key, the data before the change is reflected on the operation of inverter.
Y	Allowed	Even if data is changed by the  /  key, the changed data will not be reflected on the operation of the inverter as is; by pressing the  key, the changed value is reflected on the operation of the inverter and is also saved to the inverter.
N	Not possible	-

#### ■ Copying data

Function code data can be copied all at once (programming mode menu number 7 “Data Copy”) with the provided keypad (TP-E2) or multi-function keypad: TP-A2SW (option). By using this function, it is possible to read out all function code data and write the same data to a different inverter.

However, if the specification of inverter at the copy source and copy destination is not identical, some function codes may not be copied due to security reason. According to necessity, configure the settings individually for the function codes that are not copied. The behavior of the function codes regarding data copy is indicated in the “data copy” column in the function code table in the next page and following.

- Y: Data is copied.
- Y1: When inverter capacity is different, copying will not be performed.
- Y2: When voltage group is different, copying will not be performed.
- N: Data is not copied.

#### ■ Negative logic setting of data

Digital input terminal and transistor/contact output terminal can become a signal for which negative logic is specified by function code data setting. Negative logic is a function to reverse ON and OFF state of input or output, and switch Active ON (function enabled with ON: positive logic) and Active OFF (function enabled with OFF: negative logic). However, negative logic may not be enabled depending on the function of the signal.

Negative logic signal can be switched by setting the data with 1000 added to the function code data of the function to be set. For example, the following example shows when coast to a stop command “BX” is selected by function code E01.

Function code data	Enable
7	“BX” is ON and coast to a stop (Active ON)
1007	“BX” is OFF and coast to a stop (Active OFF)

### ■ Drive control

The FRENIC-MEGA runs under any of the following control methods. Some function codes apply exclusively to the specific control method.

The enable or disable status is indicated with an icon for each control method within the permissible setting range field in the function code list table.

Icon example: Under V/f control

Enable:  V/f    Disable:  V/f

Function code table permissible setting range field	Control target (H18)	Control method (F42)
<input type="checkbox"/> V/f	Speed (H18 = 0)	V/f control Dynamic torque vector control (F42 = 1) V/f control with slip compensation (F42=2)
<input type="checkbox"/> PGV/f		V/f control with speed sensor (F42 = 3) Dynamic torque vector control with speed sensor (F42 = 4)
<input type="checkbox"/> SLV		Sensorless vector control (F42 = 5)
<input type="checkbox"/> PGV		Vector control with speed sensor (F42 = 6)
<input type="checkbox"/> PMSLV		Sensorless vector control (synchronous motors) (F42 = 15)
<input type="checkbox"/> PMPGV		Vector control with sensor (synchronous motors) (F42 = 16)
<input type="checkbox"/> TRQ	Torque (H18 = 2, 3)	Vector control (F42=5, 6, 16)

For details on the control method, refer to "Function code F42".

**Note** The FRENIC-MEGA is a general-purpose inverter whose operation is customized by frequency-basis function codes, like conventional inverters. Under the speed-basis drive control, however, the control target is a motor speed, not a frequency, so convert the frequency to the motor speed according to the following expression.

Conversion formula    Motor speed (r/min) = 120 x frequency (Hz)/number of poles

## 5.2.2 Function Code Tables

The table of function codes to be used in FRENIC-MEGA is shown below.

### ■ F codes: Fundamental functions

Function code	Name	Control method and Data setting range	Change when running	Data copying	Factory default	Related page
F00	Data protection	<input type="checkbox"/> V/f <input type="checkbox"/> PGV/f <input type="checkbox"/> SLV <input type="checkbox"/> PGV <input type="checkbox"/> PMSLV <input type="checkbox"/> PMPGV <input type="checkbox"/> TRQ 0: No data protection, no digital setting protection 1: With data protection, no digital setting protection 2: No data protection, with digital setting protection 3: With data protection, with digital setting protection	Y	Y	0	5-84
F01	Frequency setting 1	<input type="checkbox"/> V/f <input type="checkbox"/> PGV/f <input type="checkbox"/> SLV <input type="checkbox"/> PGV <input type="checkbox"/> PMSLV <input type="checkbox"/> PMPGV <input type="checkbox"/> TRQ 0: Keypad key operation (▲/▼ keys) 1: Analog voltage input (Terminal [12]) (from 0 to ±10 VDC) 2: Analog current input (Terminal [C1] (4 to 20 mA DC) 3: Analog voltage input (Terminal [12]) + analog current input (Terminal [C1]) 5: Analog voltage input (Terminal [V2]) (from 0 to ±10 VDC) 6: Analog voltage input (Terminal [V3]) (from 0 to ±10 VDC) 7: UP/DOWN control 8: Keypad key operation (▲/▼ keys) (with balanceless bumpless) 10: Pattern operation 11: Digital input interface card OPC-DI (option) 12: Pulse train input	N	Y	0	5-85
F02	Operation method	<input type="checkbox"/> V/f <input type="checkbox"/> PGV/f <input type="checkbox"/> SLV <input type="checkbox"/> PGV <input type="checkbox"/> PMSLV <input type="checkbox"/> PMPGV <input type="checkbox"/> TRQ 0: Keypad operation (Rotation direction input: terminal block) 1: External signal (digital input) 2: Keypad operation (forward rotation) 3: Keypad operation (reverse rotation)	N	Y	2	5-98
F03	Maximum output frequency 1	<input type="checkbox"/> V/f <input type="checkbox"/> PGV/f <input type="checkbox"/> SLV <input type="checkbox"/> PGV <input type="checkbox"/> PMSLV <input type="checkbox"/> PMPGV <input type="checkbox"/> TRQ 5.0 to 599.0 Hz	N	Y	60.0	5-100
F04	Base frequency 1	<input type="checkbox"/> V/f <input type="checkbox"/> PGV/f <input type="checkbox"/> SLV <input type="checkbox"/> PGV <input type="checkbox"/> PMSLV <input type="checkbox"/> PMPGV <input type="checkbox"/> TRQ 5.0 to 599.0 Hz	N	Y	50.0	5-101
F05	Rated voltage at base frequency 1	<input type="checkbox"/> V/f <input type="checkbox"/> PGV/f <input type="checkbox"/> SLV <input type="checkbox"/> PGV <input type="checkbox"/> PMSLV <input type="checkbox"/> PMPGV <input type="checkbox"/> TRQ 0: AVR disable (output voltage proportional to power voltage) 80 to 240 V: AVR operation (200V series) 160 to 500 V: AVR operation (400 V series)	N	Y2	200/400	
F06	Maximum output voltage 1	<input type="checkbox"/> V/f <input type="checkbox"/> PGV/f <input type="checkbox"/> SLV <input type="checkbox"/> PGV <input type="checkbox"/> PMSLV <input type="checkbox"/> PMPGV <input type="checkbox"/> TRQ 80 to 240 V: AVR operation (200V series) 160 to 500 V: AVR operation (400 V series)	N	Y2		
F07	Acceleration time 1	<input type="checkbox"/> V/f <input type="checkbox"/> PGV/f <input type="checkbox"/> PGV <input type="checkbox"/> SLV <input type="checkbox"/> PMSLV <input type="checkbox"/> PMPGV <input type="checkbox"/> TRQ 0.00 to 6000 s	Y	Y	*10	5-103
F08	Deceleration time 1	<input type="checkbox"/> V/f <input type="checkbox"/> PGV/f <input type="checkbox"/> PGV <input type="checkbox"/> SLV <input type="checkbox"/> PMSLV <input type="checkbox"/> PMPGV <input type="checkbox"/> TRQ * 0.00 is for acceleration and deceleration time cancel (when performing soft-start and stop externally)	Y	Y	*10	
F09	Torque boost 1	<input type="checkbox"/> V/f <input type="checkbox"/> PGV/f <input type="checkbox"/> SLV <input type="checkbox"/> PGV <input type="checkbox"/> PMSLV <input type="checkbox"/> PMPGV <input type="checkbox"/> TRQ 0.0 to 20.0% (% value against base frequency voltage 1)	Y	Y	*2	5-106
F10	Electronic thermal overload protection for motor 1 (Select motor characteristics)	<input type="checkbox"/> V/f <input type="checkbox"/> PGV/f <input type="checkbox"/> SLV <input type="checkbox"/> PGV <input type="checkbox"/> PMSLV <input type="checkbox"/> PMPGV <input type="checkbox"/> TRQ 1: Enable (for a general-purpose motor with self-cooling fan) 2: Enable (for an inverter-driven motor with separately powered cooling fan)	Y	Y	1	5-106
F11	(Operation level)	<input type="checkbox"/> V/f <input type="checkbox"/> PGV/f <input type="checkbox"/> SLV <input type="checkbox"/> PGV <input type="checkbox"/> PMSLV <input type="checkbox"/> PMPGV <input type="checkbox"/> TRQ 0.00 A (disable), current value of 1 to 135% of inverter rated current set with A unit (Inverter rated current dependent on F80)	Y	Y1 Y2	*3	
F12	(Thermal time constant)	<input type="checkbox"/> V/f <input type="checkbox"/> PGV/f <input type="checkbox"/> SLV <input type="checkbox"/> PGV <input type="checkbox"/> PMSLV <input type="checkbox"/> PMPGV <input type="checkbox"/> TRQ 0.5 to 75.0 min	Y	Y	*11	
F14	Restart mode after momentary power failure (operation selection)	<input type="checkbox"/> V/f <input type="checkbox"/> PGV/f <input type="checkbox"/> SLV <input type="checkbox"/> PGV <input type="checkbox"/> PMSLV <input type="checkbox"/> PMPGV <input type="checkbox"/> TRQ 0: Trip immediately 1: Trip after a recovery from power failure 2: Trip after momentary deceleration is stopped 3: Continue to run (for heavy inertia load or general load) 4: Restart from frequency at power failure (for general load) 5: Restart from starting frequency	Y	Y	1	5-110
F15	Frequency limiter (upper limit)	<input type="checkbox"/> V/f <input type="checkbox"/> PGV/f <input type="checkbox"/> SLV <input type="checkbox"/> PGV <input type="checkbox"/> PMSLV <input type="checkbox"/> PMPGV <input type="checkbox"/> TRQ 0.0 to 599.0 Hz	Y	Y	70.0	5-119
F16	(Lower limit)	<input type="checkbox"/> V/f <input type="checkbox"/> PGV/f <input type="checkbox"/> SLV <input type="checkbox"/> PGV <input type="checkbox"/> PMSLV <input type="checkbox"/> PMPGV <input type="checkbox"/> TRQ 0.0 to 599.0 Hz	Y	Y	0.0	
F18	Bias (for frequency setting 1)	<input type="checkbox"/> V/f <input type="checkbox"/> PGV/f <input type="checkbox"/> SLV <input type="checkbox"/> PGV <input type="checkbox"/> PMSLV <input type="checkbox"/> PMPGV <input type="checkbox"/> TRQ -100.00 to 100.00%	Y*	Y	0.00	5-120

Function code	Name	Control method and Data setting range	Change when running	Data copying	Factory default	Related page
F20	DC braking 1 (starting frequency)	<input type="checkbox"/> V/f <input type="checkbox"/> PGV/f <input type="checkbox"/> SLV <input type="checkbox"/> PGV <input type="checkbox"/> PMSLV <input type="checkbox"/> PMPGV <input type="checkbox"/> TRQ 0.0 to 60.0 Hz	Y	Y	0.0	5-120
F21	(Operation level)	<input type="checkbox"/> V/f <input type="checkbox"/> PGV/f <input type="checkbox"/> SLV <input type="checkbox"/> PGV <input type="checkbox"/> PMSLV <input type="checkbox"/> PMPGV <input type="checkbox"/> TRQ 0 to 100% (HHD specification), 0 to 80% (HND specification),	Y	Y	0	
F22	(Braking time)	<input type="checkbox"/> V/f <input type="checkbox"/> PGV/f <input type="checkbox"/> SLV <input type="checkbox"/> PGV <input type="checkbox"/> PMSLV <input type="checkbox"/> PMPGV <input type="checkbox"/> TRQ 0.00 (disable): 0.01 to 30.00 s	Y	Y	0.00	
F23	Starting frequency 1	<input type="checkbox"/> V/f <input type="checkbox"/> PGV/f <input type="checkbox"/> SLV <input type="checkbox"/> PGV <input type="checkbox"/> PMSLV <input type="checkbox"/> PMPGV <input type="checkbox"/> TRQ 0.0 to 60.0 Hz If F42 = 5 or 15, 1.0 Hz is automatically set.	Y	Y	0.5	5-123
F24	(Holding time)	<input type="checkbox"/> V/f <input type="checkbox"/> PGV/f <input type="checkbox"/> SLV <input type="checkbox"/> PGV <input type="checkbox"/> PMSLV <input type="checkbox"/> PMPGV <input type="checkbox"/> TRQ 0.00 to 10.00 s	Y	Y	0.00	
F25	Stop frequency	<input type="checkbox"/> V/f <input type="checkbox"/> PGV/f <input type="checkbox"/> SLV <input type="checkbox"/> PGV <input type="checkbox"/> PMSLV <input type="checkbox"/> PMPGV <input type="checkbox"/> TRQ 0.0 to 60.0 Hz	Y	Y	0.2	
F26	Motor sound (Carrier frequency)	<input type="checkbox"/> V/f <input type="checkbox"/> PGV/f <input type="checkbox"/> SLV <input type="checkbox"/> PGV <input type="checkbox"/> PMSLV <input type="checkbox"/> PMPGV <input type="checkbox"/> TRQ 0.75 to 16 kHz (HHD specification: 0.4 to 55kW, HND specification: 5.5 to 18.5 kW) 0.75 to 10 kHz (HHD specification: 75 to 630 kW, HND specification: 22 to 55 kW) 0.75 to 6 kHz ( HND specification: 75 to 630 kW)	Y	Y	2	5-127
F27	(Tone)	<input type="checkbox"/> V/f <input type="checkbox"/> PGV/f <input type="checkbox"/> SLV <input type="checkbox"/> PGV <input type="checkbox"/> PMSLV <input type="checkbox"/> PMPGV <input type="checkbox"/> TRQ 0: Level 0 (disable) 1: Level 1 2: Level 2 3: Level 3	Y	Y	0	

\*2: Factory defaults are depended on motor capacity. Refer to Table 5.2-1 Factory default settings by inverter capacity.

\*3: The motor rated current is automatically set. Refer to Table 5.2-2 Motor constants (function code P03).

## 5.2 Function Code Tables

Function code	Name	Control method and Data setting range	Change when running	Data copying	Factory default	Related page
F29	Terminal [FM1] (Operation selection)	<input type="checkbox"/> V/f <input type="checkbox"/> PGV/f <input type="checkbox"/> SLV <input type="checkbox"/> PGV <input type="checkbox"/> PMSLV <input type="checkbox"/> PMPGV <input type="checkbox"/> TRQ 0: Voltage output (0 to +10 VDC) 1: Current output (4 to 20 mA DC) 2: Current output (0 to 20 mA DC) 4: Voltage output (0 to +10 VDC)	Y	Y	0	5-128
F30	(Output gain)	<input type="checkbox"/> V/f <input type="checkbox"/> PGV/f <input type="checkbox"/> SLV <input type="checkbox"/> PGV <input type="checkbox"/> PMSLV <input type="checkbox"/> PMPGV <input type="checkbox"/> TRQ 0 to 300%	Y*	Y	100	
F31	(Function selection)	<input type="checkbox"/> V/f <input type="checkbox"/> PGV/f <input type="checkbox"/> SLV <input type="checkbox"/> PGV <input type="checkbox"/> PMSLV <input type="checkbox"/> PMPGV <input type="checkbox"/> TRQ 0: Output frequency 1 (before slip compensation) 1: Output frequency 2 (after slip compensation) 2: Output current 3: Output voltage when alarm occurred 4: Output torque 5: Load factor 6: Power consumption 7: PID feedback value 8: Actual speed/estimated speed 9: DC link bus voltage 10: Universal AO 11: Analog output test (-) 13: Motor output 14: Calibration (+) 15: PID command (SV) 16: PID output (MV) 17: Master-follower angle deviation 18: Inverter cooling fin temperature 21: PG feedback value 22: Torque current command 23: PID deviation 24: Line speed command 25: Winding diameter calculation value 26: Setting frequency (before acceleration/deceleration calculation) 111 to 124: Customizable logic output signal 1 to 14	Y	Y	0	
F32	Terminal [FM2] (Operation selection)	<input type="checkbox"/> V/f <input type="checkbox"/> PGV/f <input type="checkbox"/> SLV <input type="checkbox"/> PGV <input type="checkbox"/> PMSLV <input type="checkbox"/> PMPGV <input type="checkbox"/> TRQ 0: Voltage output (0 to +10 VDC) 1: Current output (4 to 20 mA DC) 2: Current output (0 to 20 mA DC) 4: Voltage output (0 to +10 VDC)	Y	Y	0	-
F33	Terminal [FMP] (Pulse rate)	<input type="checkbox"/> V/f <input type="checkbox"/> PGV/f <input type="checkbox"/> SLV <input type="checkbox"/> PGV <input type="checkbox"/> PMSLV <input type="checkbox"/> PMPGV <input type="checkbox"/> TRQ 25 to 6000 p/s (number of pulse at 100%)	Y*	Y	1440	5-128
F34	(Output gain)	<input type="checkbox"/> V/f <input type="checkbox"/> PGV/f <input type="checkbox"/> SLV <input type="checkbox"/> PGV <input type="checkbox"/> PMSLV <input type="checkbox"/> PMPGV <input type="checkbox"/> TRQ 0,1 to 300% 0: Pulse output 1 to 300%	Y*	Y	0	-
F35	(Function selection)	<input type="checkbox"/> V/f <input type="checkbox"/> PGV/f <input type="checkbox"/> SLV <input type="checkbox"/> PGV <input type="checkbox"/> PMSLV <input type="checkbox"/> PMPGV <input type="checkbox"/> TRQ 0: Output frequency 1 (before slip compensation) 1: Output frequency 2 (after slip compensation) 2: Output current 3: Output voltage when alarm occurred 4: Output torque 5: Load factor 6: Power consumption 7: PID feedback value 8: Actual speed/estimated speed 9: DC link bus voltage 10: Universal AO 11: Analog output test (-) 13: Motor output 14: Calibration (+) 15: PID command (SV) 16: PID output (MV) 17: Master-follower angle deviation 18: Inverter cooling fin temperature 21: PG feedback value 22: Torque current command 23: PID deviation 24: Line speed command 25: Winding diameter calculation value 26: Setting frequency (before acceleration/deceleration calculation) 111 to 124 Customizable logic output signal 1 to 14	Y	Y	0	-
F37	Load selection/ Auto torque boost/ Auto energy-saving operation 1	<input type="checkbox"/> V/f <input type="checkbox"/> PGV/f <input type="checkbox"/> SLV <input type="checkbox"/> PGV <input type="checkbox"/> PMSLV <input type="checkbox"/> PMPGV <input type="checkbox"/> TRQ 0: Quadratic-torque load 1: Constant torque load 2: Auto torque boost 3: Auto energy-saving operation (quadratic-torque load) 4: Auto energy-saving operation (constant torque load) 5: Auto energy-saving operation with auto torque boost	N	Y	1	5-134
F38	Stop frequency (detection mode)	<input type="checkbox"/> V/f <input type="checkbox"/> PGV/f <input type="checkbox"/> SLV <input type="checkbox"/> PGV <input type="checkbox"/> PMSLV <input type="checkbox"/> PMPGV <input type="checkbox"/> TRQ 0: Speed detection value / estimated speed 1: Reference speed	N	Y	0	5-136
F39	(Holding time)	<input type="checkbox"/> V/f <input type="checkbox"/> PGV/f <input type="checkbox"/> SLV <input type="checkbox"/> PGV <input type="checkbox"/> PMSLV <input type="checkbox"/> PMPGV <input type="checkbox"/> TRQ 0.00 to 10.00 s	Y	Y	0.00	
F40	Torque limiter 1-1	<input type="checkbox"/> V/f <input type="checkbox"/> PGV/f <input type="checkbox"/> SLV <input type="checkbox"/> PGV <input type="checkbox"/> PMSLV <input type="checkbox"/> PMPGV <input type="checkbox"/> TRQ -300 to 0 to 300% ; 999 (Disable)	Y	Y	999	5-137
F41	Torque limiter 1-2	<input type="checkbox"/> V/f <input type="checkbox"/> PGV/f <input type="checkbox"/> SLV <input type="checkbox"/> PGV <input type="checkbox"/> PMSLV <input type="checkbox"/> PMPGV <input type="checkbox"/> TRQ -300 to 0 to 300% ; 999 (Disable)	Y	Y	999	

5.2 Function Code Tables

Function code	Name	Control method and Data setting range	Change when running	Data copying	Factory default	Related page
F42	Drive control selection 1	<p><input type="checkbox"/> V/f <input type="checkbox"/> PGV/f <input type="checkbox"/> SLV <input type="checkbox"/> PGV <input type="checkbox"/> PMSLV <input type="checkbox"/> PMPGV <input type="checkbox"/> TRQ</p> <p>0: V/f control without slip compensation                      1: Dynamic torque vector control                      2: V/f control with slip compensation                      3: V/f control with speed sensor                      4: Dynamic torque vector control with sensor                      5: Sensorless vector control                      6: Vector control with speed sensor                      15: Sensorless vector control (synchronous motors)                      16: Vector control with sensor (synchronous motors)</p>	N	Y	0	5-145
F43	Current limiter(mode selection)	<p><input type="checkbox"/> V/f <input type="checkbox"/> PGV/f <input type="checkbox"/> SLV <input type="checkbox"/> PGV <input type="checkbox"/> PMSLV <input type="checkbox"/> PMPGV <input type="checkbox"/> TRQ</p> <p>0: Disable                      1: Enable at constant speed (disable during ACC/DEC)                      2: Enable during ACC/constant speed operation (disable during DEC)</p>	Y	Y	2	5-150
F44	(Operation level)	<p><input type="checkbox"/> V/f <input type="checkbox"/> PGV/f <input type="checkbox"/> SLV <input type="checkbox"/> PGV <input type="checkbox"/> PMSLV <input type="checkbox"/> PMPGV <input type="checkbox"/> TRQ</p> <p>20 to 200% (rated current of the inverter for 100%)</p>	Y	Y	*12	
F50	Electronic thermal overload (for braking resistor protection) (discharging capacity)	<p><input type="checkbox"/> V/f <input type="checkbox"/> PGV/f <input type="checkbox"/> SLV <input type="checkbox"/> PGV <input type="checkbox"/> PMSLV <input type="checkbox"/> PMPGV <input type="checkbox"/> TRQ</p> <p>0 (If using built-in breaking resistor) 1 to 9000 kW                      OFF (cancel)</p>	Y	Y1 Y2	*13	5-152
F51	(Permissible average loss)	<p><input type="checkbox"/> V/f <input type="checkbox"/> PGV/f <input type="checkbox"/> SLV <input type="checkbox"/> PGV <input type="checkbox"/> PMSLV <input type="checkbox"/> PMPGV <input type="checkbox"/> TRQ</p> <p>0.001 to 99.99 kW</p>	Y	Y1 Y2	0.001	
F52	(Braking resistance value)	<p><input type="checkbox"/> V/f <input type="checkbox"/> PGV/f <input type="checkbox"/> SLV <input type="checkbox"/> PGV <input type="checkbox"/> PMSLV <input type="checkbox"/> PMPGV <input type="checkbox"/> TRQ</p> <p>0.01 to 999 Ω</p>	Y	Y1 Y2	0.01	
F58	Terminal [FM1] (Filter)	<p><input type="checkbox"/> V/f <input type="checkbox"/> PGV/f <input type="checkbox"/> SLV <input type="checkbox"/> PGV <input type="checkbox"/> PMSLV <input type="checkbox"/> PMPGV <input type="checkbox"/> TRQ</p> <p>0.00 to 5.00 s</p>	Y	Y	0.00	
F59	Terminal [FM1] (Bias)	<p><input type="checkbox"/> V/f <input type="checkbox"/> PGV/f <input type="checkbox"/> SLV <input type="checkbox"/> PGV <input type="checkbox"/> PMSLV <input type="checkbox"/> PMPGV <input type="checkbox"/> TRQ</p> <p>-100.0 to 100.0%</p>	Y*	Y	0.0	
F60	Terminal [FM2] (Output gain)	<p><input type="checkbox"/> V/f <input type="checkbox"/> PGV/f <input type="checkbox"/> SLV <input type="checkbox"/> PGV <input type="checkbox"/> PMSLV <input type="checkbox"/> PMPGV <input type="checkbox"/> TRQ</p> <p>0 to 300%</p>	Y*	Y	100	
F61	Terminal [FM2] (Function selection)	<p><input type="checkbox"/> V/f <input type="checkbox"/> PGV/f <input type="checkbox"/> SLV <input type="checkbox"/> PGV <input type="checkbox"/> PMSLV <input type="checkbox"/> PMPGV <input type="checkbox"/> TRQ</p> <p>0: Output frequency 1 (before slip compensation)                      1: Output frequency 2 (after slip compensation)                      2: Output current                      3: Output voltage when alarm occurred                      4: Output torque                      5: Load factor                      6: Power consumption                      7: PID feedback value                      8: Actual speed/estimated speed                      9: DC link bus voltage                      10: Universal AO                      11: Analog output test (-)                      13: Motor output                      14: Calibration (+)                      15: PID command (SV)                      16: PID output (MV)                      17: Master-follower angle deviation                      18: Inverter heat sink temperature                      21: PG feedback value                      22: Torque current command                      23: PID deviation                      24: Line speed command                      25: Winding diameter calculation value                      26: Setting frequency (before acceleration/deceleration calculation)                      111 to 124 Customizable logic output signal 1 to 14</p>	Y	Y	2	
F62	(Filter)	<p><input type="checkbox"/> V/f <input type="checkbox"/> PGV/f <input type="checkbox"/> SLV <input type="checkbox"/> PGV <input type="checkbox"/> PMSLV <input type="checkbox"/> PMPGV <input type="checkbox"/> TRQ</p> <p>0.00 to 5.00 s</p>	Y	Y	0.00	
F63	(Bias)	<p><input type="checkbox"/> V/f <input type="checkbox"/> PGV/f <input type="checkbox"/> SLV <input type="checkbox"/> PGV <input type="checkbox"/> PMSLV <input type="checkbox"/> PMPGV <input type="checkbox"/> TRQ</p> <p>-100.0 to 100.0%</p>	Y*	Y	0.0	
F64	Terminal [FMP] (Filter)	<p><input type="checkbox"/> V/f <input type="checkbox"/> PGV/f <input type="checkbox"/> SLV <input type="checkbox"/> PGV <input type="checkbox"/> PMSLV <input type="checkbox"/> PMPGV <input type="checkbox"/> TRQ</p> <p>0.00 to 5.00 s</p>	Y	Y	0.00	
F80	HHD/HND switching	<p><input type="checkbox"/> V/f <input type="checkbox"/> PGV/f <input type="checkbox"/> SLV <input type="checkbox"/> PGV <input type="checkbox"/> PMSLV <input type="checkbox"/> PMPGV <input type="checkbox"/> TRQ</p> <p>0: HHD specification                      1: HND specification</p>	N	Y	0	5-154

\*10 6.00 s for 22 kW or lower inverters, 20.00 s for 30 kW or higher inverters

\*11 5.0 min for 22 kW or lower inverters, 10.0 min for 30 kW or higher inverters

\*12 180% for 15 kW or lower inverters, 160% for 22 kW or higher inverters

\*13 0 for 7.5 kW or lower inverters, OFF for 11 kW or higher inverters

■ E codes: Extension Terminal Functions (terminal functions)

Function code	Name	Control method and Data setting range	Change when running	Data copying	Factory default	Related page
E01	Terminal [X1] (Function selection)	<input type="checkbox"/> V/f <input type="checkbox"/> PGV/f <input type="checkbox"/> SLV <input type="checkbox"/> PGV <input type="checkbox"/> PMSLV <input type="checkbox"/> PMPGV <input type="checkbox"/> TRQ 0 (1000): Multistep frequency selection (0 to 1 steps) "SS1"	N	Y	0	5-155
E02	Terminal [X2]	<input type="checkbox"/> V/f <input type="checkbox"/> PGV/f <input type="checkbox"/> SLV <input type="checkbox"/> PGV <input type="checkbox"/> PMSLV <input type="checkbox"/> PMPGV <input type="checkbox"/> TRQ 1 (1001): Select multistep frequency (0 to 3 steps) "SS2"	N	Y	1	
E03	Terminal [X3]	<input type="checkbox"/> V/f <input type="checkbox"/> PGV/f <input type="checkbox"/> SLV <input type="checkbox"/> PGV <input type="checkbox"/> PMSLV <input type="checkbox"/> PMPGV <input type="checkbox"/> TRQ 2 (1002): Select multistep frequency (0 to 7 steps) "SS4"	N	Y	2	
E04	Terminal [X4]	<input type="checkbox"/> V/f <input type="checkbox"/> PGV/f <input type="checkbox"/> SLV <input type="checkbox"/> PGV <input type="checkbox"/> PMSLV <input type="checkbox"/> PMPGV <input type="checkbox"/> TRQ 3 (1003): Select multistep frequency (0 to 15 steps) "SS8"	N	Y	3	
E05	Terminal [X5]	<input type="checkbox"/> V/f <input type="checkbox"/> PGV/f <input type="checkbox"/> SLV <input type="checkbox"/> PGV <input type="checkbox"/> PMSLV <input type="checkbox"/> PMPGV <input type="checkbox"/> TRQ 4 (1004): Select ACC/DEC time (2 steps) "RT1"	N	Y	4	
E06	Terminal [X6]	<input type="checkbox"/> V/f <input type="checkbox"/> PGV/f <input type="checkbox"/> SLV <input type="checkbox"/> PGV <input type="checkbox"/> PMSLV <input type="checkbox"/> PMPGV <input type="checkbox"/> TRQ 5 (1005): Select ACC/DEC time (4 steps) "RT2"	N	Y	5	
E07	Terminal [X7]	<input type="checkbox"/> V/f <input type="checkbox"/> PGV/f <input type="checkbox"/> SLV <input type="checkbox"/> PGV <input type="checkbox"/> PMSLV <input type="checkbox"/> PMPGV <input type="checkbox"/> TRQ 6 (1006): Select 3-wire operation "HLD"	N	Y	6	
E08	Terminal [X8]	<input type="checkbox"/> V/f <input type="checkbox"/> PGV/f <input type="checkbox"/> SLV <input type="checkbox"/> PGV <input type="checkbox"/> PMSLV <input type="checkbox"/> PMPGV <input type="checkbox"/> TRQ 7 (1007): Coast to a stop command "BX"	N	Y	7	
E09	Terminal [X9]	<input type="checkbox"/> V/f <input type="checkbox"/> PGV/f <input type="checkbox"/> SLV <input type="checkbox"/> PGV <input type="checkbox"/> PMSLV <input type="checkbox"/> PMPGV <input type="checkbox"/> TRQ 8 (1008): Reset alarm (Abnormal) "RST" <input type="checkbox"/> V/f <input type="checkbox"/> PGV/f <input type="checkbox"/> SLV <input type="checkbox"/> PGV <input type="checkbox"/> PMSLV <input type="checkbox"/> PMPGV <input type="checkbox"/> TRQ 9 (1009): External alarm "THR" (9 = Active OFF/1009 = Active ON) <input type="checkbox"/> V/f <input type="checkbox"/> PGV/f <input type="checkbox"/> SLV <input type="checkbox"/> PGV <input type="checkbox"/> PMSLV <input type="checkbox"/> PMPGV <input type="checkbox"/> TRQ 10 (1010): Ready for jogging "JOG" <input type="checkbox"/> V/f <input type="checkbox"/> PGV/f <input type="checkbox"/> SLV <input type="checkbox"/> PGV <input type="checkbox"/> PMSLV <input type="checkbox"/> PMPGV <input type="checkbox"/> TRQ 11 (1011): Select frequency setting 2/ frequency setting 1 "Hz2/ Hz1" <input type="checkbox"/> V/f <input type="checkbox"/> PGV/f <input type="checkbox"/> SLV <input type="checkbox"/> PGV <input type="checkbox"/> PMSLV <input type="checkbox"/> PMPGV <input type="checkbox"/> TRQ 12 (1012): Select motor 2 "M2" <input type="checkbox"/> V/f <input type="checkbox"/> PGV/f <input type="checkbox"/> SLV <input type="checkbox"/> PGV <input type="checkbox"/> PMSLV <input type="checkbox"/> PMPGV <input type="checkbox"/> TRQ 13: DC braking command "DCBRK" <input type="checkbox"/> PMSLV is valid only when P30 = 0 <input type="checkbox"/> V/f <input type="checkbox"/> PGV/f <input type="checkbox"/> SLV <input type="checkbox"/> PGV <input type="checkbox"/> PMSLV <input type="checkbox"/> PMPGV <input type="checkbox"/> TRQ 14 (1014): Select torque limit 2/ torque limit 1 "TL2/ TL1" <input type="checkbox"/> V/f <input type="checkbox"/> PGV/f <input type="checkbox"/> SLV <input type="checkbox"/> PGV <input type="checkbox"/> PMSLV <input type="checkbox"/> PMPGV <input type="checkbox"/> TRQ 15: Switch to commercial power (50 Hz) "SW50" <input type="checkbox"/> V/f <input type="checkbox"/> PGV/f <input type="checkbox"/> SLV <input type="checkbox"/> PGV <input type="checkbox"/> PMSLV <input type="checkbox"/> PMPGV <input type="checkbox"/> TRQ 16: Switch to commercial power (60 Hz) "SW60" <input type="checkbox"/> V/f <input type="checkbox"/> PGV/f <input type="checkbox"/> SLV <input type="checkbox"/> PGV <input type="checkbox"/> PMSLV <input type="checkbox"/> PMPGV <input type="checkbox"/> TRQ 17 (1017): UP command "UP" <input type="checkbox"/> V/f <input type="checkbox"/> PGV/f <input type="checkbox"/> SLV <input type="checkbox"/> PGV <input type="checkbox"/> PMSLV <input type="checkbox"/> PMPGV <input type="checkbox"/> TRQ 18 (1018): DOWN command "DOWN" <input type="checkbox"/> V/f <input type="checkbox"/> PGV/f <input type="checkbox"/> SLV <input type="checkbox"/> PGV <input type="checkbox"/> PMSLV <input type="checkbox"/> PMPGV <input type="checkbox"/> TRQ 19 (1019): Allow function code editing (data change enabled) "WE-KP" <input type="checkbox"/> V/f <input type="checkbox"/> PGV/f <input type="checkbox"/> SLV <input type="checkbox"/> PGV <input type="checkbox"/> PMSLV <input type="checkbox"/> PMPGV <input type="checkbox"/> TRQ 20 (1020): Cancel PID control "Hz/PID" <input type="checkbox"/> V/f <input type="checkbox"/> PGV/f <input type="checkbox"/> SLV <input type="checkbox"/> PGV <input type="checkbox"/> PMSLV <input type="checkbox"/> PMPGV <input type="checkbox"/> TRQ 21 (1021): Switch normal/ inverse operation "IVS" <input type="checkbox"/> V/f <input type="checkbox"/> PGV/f <input type="checkbox"/> SLV <input type="checkbox"/> PGV <input type="checkbox"/> PMSLV <input type="checkbox"/> PMPGV <input type="checkbox"/> TRQ 22 (1022): Interlock "IL" <input type="checkbox"/> V/f <input type="checkbox"/> PGV/f <input type="checkbox"/> SLV <input type="checkbox"/> PGV <input type="checkbox"/> PMSLV <input type="checkbox"/> PMPGV <input type="checkbox"/> TRQ 23 (1023): Cancel torque control "Hz/TRQ" <input type="checkbox"/> V/f <input type="checkbox"/> PGV/f <input type="checkbox"/> SLV <input type="checkbox"/> PGV <input type="checkbox"/> PMSLV <input type="checkbox"/> PMPGV <input type="checkbox"/> TRQ 24 (1024): Select link operation (RS-485, BUS option) "LE" <input type="checkbox"/> V/f <input type="checkbox"/> PGV/f <input type="checkbox"/> SLV <input type="checkbox"/> PGV <input type="checkbox"/> PMSLV <input type="checkbox"/> PMPGV <input type="checkbox"/> TRQ 25 (1025): Universal DI "U-DI"Universal DI <input type="checkbox"/> V/f <input type="checkbox"/> PGV/f <input type="checkbox"/> SLV <input type="checkbox"/> PGV <input type="checkbox"/> PMSLV <input type="checkbox"/> PMPGV <input type="checkbox"/> TRQ 26 (1026): Select auto search for idling motor speed at starting "STM" <input type="checkbox"/> V/f <input type="checkbox"/> PGV/f <input type="checkbox"/> SLV <input type="checkbox"/> PGV <input type="checkbox"/> PMSLV <input type="checkbox"/> PMPGV <input type="checkbox"/> TRQ 30 (1030): Force to stop "STOP" (30 = Active OFF/1030 = Active ON) <input type="checkbox"/> V/f <input type="checkbox"/> PGV/f <input type="checkbox"/> SLV <input type="checkbox"/> PGV <input type="checkbox"/> PMSLV <input type="checkbox"/> PMPGV <input type="checkbox"/> TRQ 32 (1032): Pre-excite "EXITE" <input type="checkbox"/> V/f <input type="checkbox"/> PGV/f <input type="checkbox"/> SLV <input type="checkbox"/> PGV <input type="checkbox"/> PMSLV <input type="checkbox"/> PMPGV <input type="checkbox"/> TRQ 33 (1033): Reset PID integral and differential terms "PID-RST" <input type="checkbox"/> V/f <input type="checkbox"/> PGV/f <input type="checkbox"/> SLV <input type="checkbox"/> PGV <input type="checkbox"/> PMSLV <input type="checkbox"/> PMPGV <input type="checkbox"/> TRQ 34 (1034): Hold PID integral term "PID-HLD"	N	Y	8	



Function code	Name	Control method and Data setting range	Change when running	Data copying	Factory default	Related page
		<input type="checkbox"/> V/f <input type="checkbox"/> PGV/f <input type="checkbox"/> SLV <input type="checkbox"/> PGV <input type="checkbox"/> PMSLV <input type="checkbox"/> PMPGV <input type="checkbox"/> TRQ 35 (1035): Local (keypad) command selection "LOC"				
		<input type="checkbox"/> V/f <input type="checkbox"/> PGV/f <input type="checkbox"/> SLV <input type="checkbox"/> PGV <input type="checkbox"/> PMSLV <input type="checkbox"/> PMPGV <input type="checkbox"/> TRQ 36 (1036): Select motor 3 "M3"				
		<input type="checkbox"/> V/f <input type="checkbox"/> PGV/f <input type="checkbox"/> SLV <input type="checkbox"/> PGV <input type="checkbox"/> PMSLV <input type="checkbox"/> PMPGV <input type="checkbox"/> TRQ 37 (1037): Select motor 4 "M4"				
		<input type="checkbox"/> V/f <input type="checkbox"/> PGV/f <input type="checkbox"/> SLV <input type="checkbox"/> PGV <input type="checkbox"/> PMSLV <input type="checkbox"/> PMPGV <input type="checkbox"/> TRQ 39: Condensation prevention "DWP"				
		<input type="checkbox"/> V/f <input type="checkbox"/> PGV/f <input type="checkbox"/> SLV <input type="checkbox"/> PGV <input type="checkbox"/> PMSLV <input type="checkbox"/> PMPGV <input type="checkbox"/> TRQ 40: Switch to commercial power built-in sequence (50 Hz) "ISW50"				
		<input type="checkbox"/> V/f <input type="checkbox"/> PGV/f <input type="checkbox"/> SLV <input type="checkbox"/> PGV <input type="checkbox"/> PMSLV <input type="checkbox"/> PMPGV <input type="checkbox"/> TRQ 41: Switch to commercial power built-in sequence (60 Hz) "ISW60"				
		<input type="checkbox"/> V/f <input type="checkbox"/> PGV/f <input type="checkbox"/> SLV <input type="checkbox"/> PGV <input type="checkbox"/> PMSLV <input type="checkbox"/> PMPGV <input type="checkbox"/> TRQ 42 (1042): Activate the limit switch at start point "LS"				
		<input type="checkbox"/> V/f <input type="checkbox"/> PGV/f <input type="checkbox"/> SLV <input type="checkbox"/> PGV <input type="checkbox"/> PMSLV <input type="checkbox"/> PMPGV <input type="checkbox"/> TRQ 46 (1046): Overload stop enable command "OLS"				
		<input type="checkbox"/> V/f <input type="checkbox"/> PGV/f <input type="checkbox"/> SLV <input type="checkbox"/> PGV <input type="checkbox"/> PMSLV <input type="checkbox"/> PMPGV <input type="checkbox"/> TRQ 47 (1047): Servo lock command "LOCK"				
		<input type="checkbox"/> V/f <input type="checkbox"/> PGV/f <input type="checkbox"/> SLV <input type="checkbox"/> PGV <input type="checkbox"/> PMSLV <input type="checkbox"/> PMPGV <input type="checkbox"/> TRQ 48: Pulse train input "PIN" * Terminal [X7] only (E06, E07)				
		<input type="checkbox"/> V/f <input type="checkbox"/> PGV/f <input type="checkbox"/> SLV <input type="checkbox"/> PGV <input type="checkbox"/> PMSLV <input type="checkbox"/> PMPGV <input type="checkbox"/> TRQ 49 (1049): Pulse train sign terminal "SIGN" * Other than terminal [X6] and [X7] (E01 to E05, E08, E09)				
		<input type="checkbox"/> V/f <input type="checkbox"/> PGV/f <input type="checkbox"/> SLV <input type="checkbox"/> PGV <input type="checkbox"/> PMSLV <input type="checkbox"/> PMPGV <input type="checkbox"/> TRQ 58(1058) :UP/DOWN frequency clear "STZ"				
		<input type="checkbox"/> V/f <input type="checkbox"/> PGV/f <input type="checkbox"/> SLV <input type="checkbox"/> PGV <input type="checkbox"/> PMSLV <input type="checkbox"/> PMPGV <input type="checkbox"/> TRQ 59 (1059): Battery operation selection "BATRY"				
		<input type="checkbox"/> V/f <input type="checkbox"/> PGV/f <input type="checkbox"/> SLV <input type="checkbox"/> PGV <input type="checkbox"/> PMSLV <input type="checkbox"/> PMPGV <input type="checkbox"/> TRQ 60 (1060): Select torque bias 1 "TB1"				
		<input type="checkbox"/> V/f <input type="checkbox"/> PGV/f <input type="checkbox"/> SLV <input type="checkbox"/> PGV <input type="checkbox"/> PMSLV <input type="checkbox"/> PMPGV <input type="checkbox"/> TRQ 61 (1061): Select torque bias 2 "TB2"				
		<input type="checkbox"/> V/f <input type="checkbox"/> PGV/f <input type="checkbox"/> SLV <input type="checkbox"/> PGV <input type="checkbox"/> PMSLV <input type="checkbox"/> PMPGV <input type="checkbox"/> TRQ 62 (1062): Hold torque bias "H-TB"				
		<input type="checkbox"/> V/f <input type="checkbox"/> PGV/f <input type="checkbox"/> SLV <input type="checkbox"/> PGV <input type="checkbox"/> PMSLV <input type="checkbox"/> PMPGV <input type="checkbox"/> TRQ 65 (1065): Check brake "BRKE"				
		<input type="checkbox"/> V/f <input type="checkbox"/> PGV/f <input type="checkbox"/> SLV <input type="checkbox"/> PGV <input type="checkbox"/> PMSLV <input type="checkbox"/> PMPGV <input type="checkbox"/> TRQ 70 (1070): Cancel line speed control "Hz/LSC"				
		<input type="checkbox"/> V/f <input type="checkbox"/> PGV/f <input type="checkbox"/> SLV <input type="checkbox"/> PGV <input type="checkbox"/> PMSLV <input type="checkbox"/> PMPGV <input type="checkbox"/> TRQ 71 (1071): Hold line speed control frequency in the memory "LSC-HLD"				
		<input type="checkbox"/> V/f <input type="checkbox"/> PGV/f <input type="checkbox"/> SLV <input type="checkbox"/> PGV <input type="checkbox"/> PMSLV <input type="checkbox"/> PMPGV <input type="checkbox"/> TRQ 72 (1072): Count the run time of commercial power-driven motor 1 "CRUN-M1"				
		<input type="checkbox"/> V/f <input type="checkbox"/> PGV/f <input type="checkbox"/> SLV <input type="checkbox"/> PGV <input type="checkbox"/> PMSLV <input type="checkbox"/> PMPGV <input type="checkbox"/> TRQ 73 (1073): Count the run time of commercial power-driven motor 2 "CRUN-M2"				
		<input type="checkbox"/> V/f <input type="checkbox"/> PGV/f <input type="checkbox"/> SLV <input type="checkbox"/> PGV <input type="checkbox"/> PMSLV <input type="checkbox"/> PMPGV <input type="checkbox"/> TRQ 74 (1074): Count the run time of commercial power-driven motor 3 "CRUN-M3"				
		<input type="checkbox"/> V/f <input type="checkbox"/> PGV/f <input type="checkbox"/> SLV <input type="checkbox"/> PGV <input type="checkbox"/> PMSLV <input type="checkbox"/> PMPGV <input type="checkbox"/> TRQ 75 (1075): Count the run time of commercial power-driven motor 4 "CRUN-M4"				
		<input type="checkbox"/> V/f <input type="checkbox"/> PGV/f <input type="checkbox"/> SLV <input type="checkbox"/> PGV <input type="checkbox"/> PMSLV <input type="checkbox"/> PMPGV <input type="checkbox"/> TRQ 76 (1076): Select droop control "DROOP"				
		<input type="checkbox"/> V/f <input type="checkbox"/> PGV/f <input type="checkbox"/> SLV <input type="checkbox"/> PGV <input type="checkbox"/> PMSLV <input type="checkbox"/> PMPGV <input type="checkbox"/> TRQ 77 (1077): Speed deviation error cancel "PG-CCL"				
		<input type="checkbox"/> V/f <input type="checkbox"/> PGV/f <input type="checkbox"/> SLV <input type="checkbox"/> PGV <input type="checkbox"/> PMSLV <input type="checkbox"/> PMPGV <input type="checkbox"/> TRQ 78 (1078): Speed control parameter selection 1 "MPRM1"				
		<input type="checkbox"/> V/f <input type="checkbox"/> PGV/f <input type="checkbox"/> SLV <input type="checkbox"/> PGV <input type="checkbox"/> PMSLV <input type="checkbox"/> PMPGV <input type="checkbox"/> TRQ 79 (1079): Speed control parameter selection 2 "MPRM2"				
		<input type="checkbox"/> V/f <input type="checkbox"/> PGV/f <input type="checkbox"/> SLV <input type="checkbox"/> PGV <input type="checkbox"/> PMSLV <input type="checkbox"/> PMPGV <input type="checkbox"/> TRQ 80 (1080): Cancel customizable logic "CLC"				
		<input type="checkbox"/> V/f <input type="checkbox"/> PGV/f <input type="checkbox"/> SLV <input type="checkbox"/> PGV <input type="checkbox"/> PMSLV <input type="checkbox"/> PMPGV <input type="checkbox"/> TRQ 81 (1081): Clear all customizable logic timers "CLTC"				
		<input type="checkbox"/> V/f <input type="checkbox"/> PGV/f <input type="checkbox"/> SLV <input type="checkbox"/> PGV <input type="checkbox"/> PMSLV <input type="checkbox"/> PMPGV <input type="checkbox"/> TRQ 82 (1082): Anti-regenerative control cancel "AR-CCL"				
		<input type="checkbox"/> V/f <input type="checkbox"/> PGV/f <input type="checkbox"/> SLV <input type="checkbox"/> PGV <input type="checkbox"/> PMSLV <input type="checkbox"/> PMPGV <input type="checkbox"/> TRQ 83 (1083): PG input switching "PG-SEL"				

5.2 Function Code Tables

Function code	Name	Control method and Data setting range	Change when running	Data copying	Factory default	Related page
		<div style="display: flex; justify-content: space-between; align-items: center;"> <span><input type="checkbox"/> V/f <input type="checkbox"/> PGV/f <input type="checkbox"/> SLV <input type="checkbox"/> PGV <input type="checkbox"/> PMSLV <input type="checkbox"/> PMPGV <input type="checkbox"/> TRQ</span> <span>84 (1084): Acceleration/deceleration cancel (bypass) "BPS"</span> </div> <hr/> <div style="display: flex; justify-content: space-between; align-items: center;"> <span><input type="checkbox"/> V/f <input type="checkbox"/> PGV/f <input type="checkbox"/> SLV <input type="checkbox"/> PGV <input type="checkbox"/> PMSLV <input type="checkbox"/> PMPGV <input type="checkbox"/> TRQ</span> <span>94: Forward rotation JOG "FJOG"</span> </div> <hr/> <div style="display: flex; justify-content: space-between; align-items: center;"> <span><input type="checkbox"/> V/f <input type="checkbox"/> PGV/f <input type="checkbox"/> SLV <input type="checkbox"/> PGV <input type="checkbox"/> PMSLV <input type="checkbox"/> PMPGV <input type="checkbox"/> TRQ</span> <span>95: Reverse rotation JOG "RJOG"</span> </div> <hr/> <div style="display: flex; justify-content: space-between; align-items: center;"> <span><input type="checkbox"/> V/f <input type="checkbox"/> PGV/f <input type="checkbox"/> SLV <input type="checkbox"/> PGV <input type="checkbox"/> PMSLV <input type="checkbox"/> PMPGV <input type="checkbox"/> TRQ</span> <span>97 (1097): Direction command "DIR"</span> </div> <hr/> <div style="display: flex; justify-content: space-between; align-items: center;"> <span><input type="checkbox"/> V/f <input type="checkbox"/> PGV/f <input type="checkbox"/> SLV <input type="checkbox"/> PGV <input type="checkbox"/> PMSLV <input type="checkbox"/> PMPGV <input type="checkbox"/> TRQ</span> <span>100: No assignment "NONE"</span> </div> <hr/> <div style="display: flex; justify-content: space-between; align-items: center;"> <span><input type="checkbox"/> V/f <input type="checkbox"/> PGV/f <input type="checkbox"/> SLV <input type="checkbox"/> PGV <input type="checkbox"/> PMSLV <input type="checkbox"/> PMPGV <input type="checkbox"/> TRQ</span> <span>105 (1105): Light load automatic double speed judgment permission "LAC-ENB"</span> </div> <hr/> <div style="display: flex; justify-content: space-between; align-items: center;"> <span><input type="checkbox"/> V/f <input type="checkbox"/> PGV/f <input type="checkbox"/> SLV <input type="checkbox"/> PGV <input type="checkbox"/> PMSLV <input type="checkbox"/> PMPGV <input type="checkbox"/> TRQ</span> <span>110 (1110): Servo lock gain selection "LSG2"</span> </div> <hr/> <div style="display: flex; justify-content: space-between; align-items: center;"> <span><input type="checkbox"/> V/f <input type="checkbox"/> PGV/f <input type="checkbox"/> SLV <input type="checkbox"/> PGV <input type="checkbox"/> PMSLV <input type="checkbox"/> PMPGV <input type="checkbox"/> TRQ</span> <span>111 (1111): Forced stop (terminal block only) (111 = Active OFF/1111 = Active ON) "STOP-T"</span> </div> <hr/> <div style="display: flex; justify-content: space-between; align-items: center;"> <span><input type="checkbox"/> V/f <input type="checkbox"/> PGV/f <input type="checkbox"/> SLV <input type="checkbox"/> PGV <input type="checkbox"/> PMSLV <input type="checkbox"/> PMPGV <input type="checkbox"/> TRQ</span> <span>116 (1116): AVR cancel "AVR-CCL"</span> </div> <hr/> <div style="display: flex; justify-content: space-between; align-items: center;"> <span><input type="checkbox"/> V/f <input type="checkbox"/> PGV/f <input type="checkbox"/> SLV <input type="checkbox"/> PGV <input type="checkbox"/> PMSLV <input type="checkbox"/> PMPGV <input type="checkbox"/> TRQ</span> <span>119 (1119): Speed regulator P selection "P-SEL"</span> </div> <hr/> <div style="display: flex; justify-content: space-between; align-items: center;"> <span><input type="checkbox"/> V/f <input type="checkbox"/> PGV/f <input type="checkbox"/> SLV <input type="checkbox"/> PGV <input type="checkbox"/> PMSLV <input type="checkbox"/> PMPGV <input type="checkbox"/> TRQ</span> <span>121 (1121) to 129(1129): Customizable logic input 1 to 9 "CL11" to "CL19"</span> </div> <hr/> <div style="display: flex; justify-content: space-between; align-items: center;"> <span><input type="checkbox"/> V/f <input type="checkbox"/> PGV/f <input type="checkbox"/> SLV <input type="checkbox"/> PGV <input type="checkbox"/> PMSLV <input type="checkbox"/> PMPGV <input type="checkbox"/> TRQ</span> <span>134 (1134): Forced operation command "FMS"</span> </div> <hr/> <div style="display: flex; justify-content: space-between; align-items: center;"> <span><input type="checkbox"/> V/f <input type="checkbox"/> PGV/f <input type="checkbox"/> SLV <input type="checkbox"/> PGV <input type="checkbox"/> PMSLV <input type="checkbox"/> PMPGV <input type="checkbox"/> TRQ</span> <span>135 (1135): Travel/absolute position switching "INC/ABS"</span> </div> <hr/> <div style="display: flex; justify-content: space-between; align-items: center;"> <span><input type="checkbox"/> V/f <input type="checkbox"/> PGV/f <input type="checkbox"/> SLV <input type="checkbox"/> PGV <input type="checkbox"/> PMSLV <input type="checkbox"/> PMPGV <input type="checkbox"/> TRQ</span> <span>136 (1136): Orientation command "ORT"</span> </div> <hr/> <div style="display: flex; justify-content: space-between; align-items: center;"> <span><input type="checkbox"/> V/f <input type="checkbox"/> PGV/f <input type="checkbox"/> SLV <input type="checkbox"/> PGV <input type="checkbox"/> PMSLV <input type="checkbox"/> PMPGV <input type="checkbox"/> TRQ</span> <span>137 (1137): Position control/speed control switching "POS/Hz"</span> </div> <hr/> <div style="display: flex; justify-content: space-between; align-items: center;"> <span><input type="checkbox"/> V/f <input type="checkbox"/> PGV/f <input type="checkbox"/> SLV <input type="checkbox"/> PGV <input type="checkbox"/> PMSLV <input type="checkbox"/> PMPGV <input type="checkbox"/> TRQ</span> <span>138 (1138): Homing command "ORG"</span> </div> <hr/> <div style="display: flex; justify-content: space-between; align-items: center;"> <span><input type="checkbox"/> V/f <input type="checkbox"/> PGV/f <input type="checkbox"/> SLV <input type="checkbox"/> PGV <input type="checkbox"/> PMSLV <input type="checkbox"/> PMPGV <input type="checkbox"/> TRQ</span> <span>139 (1139): + direction overtravel "+OT"</span> </div> <hr/> <div style="display: flex; justify-content: space-between; align-items: center;"> <span><input type="checkbox"/> V/f <input type="checkbox"/> PGV/f <input type="checkbox"/> SLV <input type="checkbox"/> PGV <input type="checkbox"/> PMSLV <input type="checkbox"/> PMPGV <input type="checkbox"/> TRQ</span> <span>140 (1140): - direction overtravel "-OT"</span> </div> <hr/> <div style="display: flex; justify-content: space-between; align-items: center;"> <span><input type="checkbox"/> V/f <input type="checkbox"/> PGV/f <input type="checkbox"/> SLV <input type="checkbox"/> PGV <input type="checkbox"/> PMSLV <input type="checkbox"/> PMPGV <input type="checkbox"/> TRQ</span> <span>141 (1141): Position clear command "P-CLR"</span> </div> <hr/> <div style="display: flex; justify-content: space-between; align-items: center;"> <span><input type="checkbox"/> V/f <input type="checkbox"/> PGV/f <input type="checkbox"/> SLV <input type="checkbox"/> PGV <input type="checkbox"/> PMSLV <input type="checkbox"/> PMPGV <input type="checkbox"/> TRQ</span> <span>142 (1142): Position preset command "P-PRESET"</span> </div> <hr/> <div style="display: flex; justify-content: space-between; align-items: center;"> <span><input type="checkbox"/> V/f <input type="checkbox"/> PGV/f <input type="checkbox"/> SLV <input type="checkbox"/> PGV <input type="checkbox"/> PMSLV <input type="checkbox"/> PMPGV <input type="checkbox"/> TRQ</span> <span>143 (1143): Teaching command "TEACH"</span> </div> <hr/> <div style="display: flex; justify-content: space-between; align-items: center;"> <span><input type="checkbox"/> V/f <input type="checkbox"/> PGV/f <input type="checkbox"/> SLV <input type="checkbox"/> PGV <input type="checkbox"/> PMSLV <input type="checkbox"/> PMPGV <input type="checkbox"/> TRQ</span> <span>144 (1144): Positioning data change command "POS-SET"</span> </div> <hr/> <div style="display: flex; justify-content: space-between; align-items: center;"> <span><input type="checkbox"/> V/f <input type="checkbox"/> PGV/f <input type="checkbox"/> SLV <input type="checkbox"/> PGV <input type="checkbox"/> PMSLV <input type="checkbox"/> PMPGV <input type="checkbox"/> TRQ</span> <span>145 (1145): Positioning data selection 1 "POS-SEL1"</span> </div> <hr/> <div style="display: flex; justify-content: space-between; align-items: center;"> <span><input type="checkbox"/> V/f <input type="checkbox"/> PGV/f <input type="checkbox"/> SLV <input type="checkbox"/> PGV <input type="checkbox"/> PMSLV <input type="checkbox"/> PMPGV <input type="checkbox"/> TRQ</span> <span>146 (1146): Positioning data selection 2 "POS-SEL2"</span> </div> <hr/> <div style="display: flex; justify-content: space-between; align-items: center;"> <span><input type="checkbox"/> V/f <input type="checkbox"/> PGV/f <input type="checkbox"/> SLV <input type="checkbox"/> PGV <input type="checkbox"/> PMSLV <input type="checkbox"/> PMPGV <input type="checkbox"/> TRQ</span> <span>147 (1147): Positioning data selection 4 "POS-SEL4"</span> </div> <hr/> <div style="display: flex; justify-content: space-between; align-items: center;"> <span><input type="checkbox"/> V/f <input type="checkbox"/> PGV/f <input type="checkbox"/> SLV <input type="checkbox"/> PGV <input type="checkbox"/> PMSLV <input type="checkbox"/> PMPGV <input type="checkbox"/> TRQ</span> <span>169 (1169): Initial diameter set command "D-SET"</span> </div> <hr/> <div style="display: flex; justify-content: space-between; align-items: center;"> <span><input type="checkbox"/> V/f <input type="checkbox"/> PGV/f <input type="checkbox"/> SLV <input type="checkbox"/> PGV <input type="checkbox"/> PMSLV <input type="checkbox"/> PMPGV <input type="checkbox"/> TRQ</span> <span>170 (1170): Winding diameter calculation hold command "D-HLD"</span> </div> <hr/> <div style="display: flex; justify-content: space-between; align-items: center;"> <span><input type="checkbox"/> V/f <input type="checkbox"/> PGV/f <input type="checkbox"/> SLV <input type="checkbox"/> PGV <input type="checkbox"/> PMSLV <input type="checkbox"/> PMPGV <input type="checkbox"/> TRQ</span> <span>171 (1171): PID control multistage command 1 "PID-SS1"</span> </div> <hr/> <div style="display: flex; justify-content: space-between; align-items: center;"> <span><input type="checkbox"/> V/f <input type="checkbox"/> PGV/f <input type="checkbox"/> SLV <input type="checkbox"/> PGV <input type="checkbox"/> PMSLV <input type="checkbox"/> PMPGV <input type="checkbox"/> TRQ</span> <span>172 (1172): PID control multistage command 2 "PID-SS2"</span> </div> <hr/> <div style="display: flex; justify-content: space-between; align-items: center;"> <span><input type="checkbox"/> V/f <input type="checkbox"/> PGV/f <input type="checkbox"/> SLV <input type="checkbox"/> PGV <input type="checkbox"/> PMSLV <input type="checkbox"/> PMPGV <input type="checkbox"/> TRQ</span> <span>* Inside the ( ) is the negative logic signal (OFF at short-circuit).</span> </div>				

E10	Acceleration time 2	<input type="checkbox"/> V/f <input type="checkbox"/> PGV/f <input type="checkbox"/> SLV <input type="checkbox"/> PGV <input type="checkbox"/> PMSLV <input type="checkbox"/> PMPGV <input type="checkbox"/> TRQ	Y	Y	*1	5-180
E11	Deceleration time 2	0.00 to 6000 s	Y	Y	*1	
E12	Acceleration time 3	* 0.00 is for acceleration and deceleration time cancel (when performing soft-start and stop externally)	Y	Y	*1	
E13	Deceleration time 3		Y	Y	*1	
E14	Acceleration time 4		Y	Y	*1	
E15	Deceleration time 4		Y	Y	*1	

## 5.2 Function Code Tables

Function code	Name	Control method and Data setting range	Change when running	Data copying	Factory default	Related page
E16	Torque limiter 2-1	<input type="checkbox"/> V/f <input type="checkbox"/> PGV/f <input type="checkbox"/> SLV <input type="checkbox"/> PGV <input type="checkbox"/> PMSLV <input type="checkbox"/> PMPGV <input type="checkbox"/> TRQ -300 to 0 to 300%; 999 (Disable)	Y	Y	999	5-180
E17	Torque limiter 2-2	<input type="checkbox"/> V/f <input type="checkbox"/> PGV/f <input type="checkbox"/> SLV <input type="checkbox"/> PGV <input type="checkbox"/> PMSLV <input type="checkbox"/> PMPGV <input type="checkbox"/> TRQ -300 to 0 to 300%; 999 (Disable)	Y	Y	999	

Function code	Name	Control method and Data setting range	Change when running	Data copying	Factory default	Related page
E20	Terminal [Y1] (Function selection)	<input type="checkbox"/> V/f <input type="checkbox"/> PGV/f <input type="checkbox"/> SLV <input type="checkbox"/> PGV <input type="checkbox"/> PMSLV <input type="checkbox"/> PMPGV <input type="checkbox"/> TRQ 0 (1000): Inverter running	N	Y	0	5-180
E21	Terminal [Y2]	<input type="checkbox"/> V/f <input type="checkbox"/> PGV/f <input type="checkbox"/> SLV <input type="checkbox"/> PGV <input type="checkbox"/> PMSLV <input type="checkbox"/> PMPGV <input type="checkbox"/> TRQ 1 (1001): Frequency (speed) arrival "FAR"	N	Y	1	
E22	Terminal [Y3]	<input type="checkbox"/> V/f <input type="checkbox"/> PGV/f <input type="checkbox"/> SLV <input type="checkbox"/> PGV <input type="checkbox"/> PMSLV <input type="checkbox"/> PMPGV <input type="checkbox"/> TRQ 2 (1002): Frequency (speed) detected "FDT"	N	Y	2	
E23	Terminal [Y4]	<input type="checkbox"/> V/f <input type="checkbox"/> PGV/f <input type="checkbox"/> SLV <input type="checkbox"/> PGV <input type="checkbox"/> PMSLV <input type="checkbox"/> PMPGV <input type="checkbox"/> TRQ 3 (1003): Under voltage detected (inverter stopped) "LU"	N	Y	7	
E24	Terminal [Y5A/C] (Ry output)	<input type="checkbox"/> V/f <input type="checkbox"/> PGV/f <input type="checkbox"/> SLV <input type="checkbox"/> PGV <input type="checkbox"/> PMSLV <input type="checkbox"/> PMPGV <input type="checkbox"/> TRQ 4 (1004): Detected torque polarity "B/D"	N	Y	15	
E27	Terminal [30A/B/C] function (Relay output)	<input type="checkbox"/> V/f <input type="checkbox"/> PGV/f <input type="checkbox"/> SLV <input type="checkbox"/> PGV <input type="checkbox"/> PMSLV <input type="checkbox"/> PMPGV <input type="checkbox"/> TRQ 5 (1005): Inverter output limiting "IOL"	N	Y	99	
		<input type="checkbox"/> V/f <input type="checkbox"/> PGV/f <input type="checkbox"/> SLV <input type="checkbox"/> PGV <input type="checkbox"/> PMSLV <input type="checkbox"/> PMPGV <input type="checkbox"/> TRQ 6 (1006): Auto-restarting after momentary power failure "IPF"				
		<input type="checkbox"/> V/f <input type="checkbox"/> PGV/f <input type="checkbox"/> SLV <input type="checkbox"/> PGV <input type="checkbox"/> PMSLV <input type="checkbox"/> PMPGV <input type="checkbox"/> TRQ 7 (1007): Motor overload early warning "OL"				
		<input type="checkbox"/> V/f <input type="checkbox"/> PGV/f <input type="checkbox"/> SLV <input type="checkbox"/> PGV <input type="checkbox"/> PMSLV <input type="checkbox"/> PMPGV <input type="checkbox"/> TRQ 8 (1008): Keypad operation "KP"				
		<input type="checkbox"/> V/f <input type="checkbox"/> PGV/f <input type="checkbox"/> SLV <input type="checkbox"/> PGV <input type="checkbox"/> PMSLV <input type="checkbox"/> PMPGV <input type="checkbox"/> TRQ 10 (1010): Inverter ready to run "RDY"				
		<input type="checkbox"/> V/f <input type="checkbox"/> PGV/f <input type="checkbox"/> SLV <input type="checkbox"/> PGV <input type="checkbox"/> PMSLV <input type="checkbox"/> PMPGV <input type="checkbox"/> TRQ 11: Commercial/inverter power supply switching "SW88"				
		<input type="checkbox"/> V/f <input type="checkbox"/> PGV/f <input type="checkbox"/> SLV <input type="checkbox"/> PGV <input type="checkbox"/> PMSLV <input type="checkbox"/> PMPGV <input type="checkbox"/> TRQ 12: Commercial/inverter power supply switching "SW52-2"				
		<input type="checkbox"/> V/f <input type="checkbox"/> PGV/f <input type="checkbox"/> SLV <input type="checkbox"/> PGV <input type="checkbox"/> PMSLV <input type="checkbox"/> PMPGV <input type="checkbox"/> TRQ 13: Commercial/inverter power supply switching "SW52-1"				
		<input type="checkbox"/> V/f <input type="checkbox"/> PGV/f <input type="checkbox"/> SLV <input type="checkbox"/> PGV <input type="checkbox"/> PMSLV <input type="checkbox"/> PMPGV <input type="checkbox"/> TRQ 15 (1015): Switch MC on the input power lines "AX"				
		<input type="checkbox"/> V/f <input type="checkbox"/> PGV/f <input type="checkbox"/> SLV <input type="checkbox"/> PGV <input type="checkbox"/> PMSLV <input type="checkbox"/> PMPGV <input type="checkbox"/> TRQ 16 (1016): Pattern operation stage transition "TU"				
		<input type="checkbox"/> V/f <input type="checkbox"/> PGV/f <input type="checkbox"/> SLV <input type="checkbox"/> PGV <input type="checkbox"/> PMSLV <input type="checkbox"/> PMPGV <input type="checkbox"/> TRQ 17 (1017): Pattern operation cycle completed "TO"				
		<input type="checkbox"/> V/f <input type="checkbox"/> PGV/f <input type="checkbox"/> SLV <input type="checkbox"/> PGV <input type="checkbox"/> PMSLV <input type="checkbox"/> PMPGV <input type="checkbox"/> TRQ 18 (1018): Pattern operation stage 1 "STG1"				
		<input type="checkbox"/> V/f <input type="checkbox"/> PGV/f <input type="checkbox"/> SLV <input type="checkbox"/> PGV <input type="checkbox"/> PMSLV <input type="checkbox"/> PMPGV <input type="checkbox"/> TRQ 19 (1019): Pattern operation stage 2 "STG2"				
		<input type="checkbox"/> V/f <input type="checkbox"/> PGV/f <input type="checkbox"/> SLV <input type="checkbox"/> PGV <input type="checkbox"/> PMSLV <input type="checkbox"/> PMPGV <input type="checkbox"/> TRQ 20 (1020): Pattern operation stage 4 "STG4"				
<input type="checkbox"/> V/f <input type="checkbox"/> PGV/f <input type="checkbox"/> SLV <input type="checkbox"/> PGV <input type="checkbox"/> PMSLV <input type="checkbox"/> PMPGV <input type="checkbox"/> TRQ 21 (1021): Frequency (speed) arrival 2 "FAR2"						
<input type="checkbox"/> V/f <input type="checkbox"/> PGV/f <input type="checkbox"/> SLV <input type="checkbox"/> PGV <input type="checkbox"/> PMSLV <input type="checkbox"/> PMPGV <input type="checkbox"/> TRQ 22 (1022): Inverter output limiting with delay "IOL2"						
<input type="checkbox"/> V/f <input type="checkbox"/> PGV/f <input type="checkbox"/> SLV <input type="checkbox"/> PGV <input type="checkbox"/> PMSLV <input type="checkbox"/> PMPGV <input type="checkbox"/> TRQ 25 (1025): Cooling fan in operation "FAN"						
<input type="checkbox"/> V/f <input type="checkbox"/> PGV/f <input type="checkbox"/> SLV <input type="checkbox"/> PGV <input type="checkbox"/> PMSLV <input type="checkbox"/> PMPGV <input type="checkbox"/> TRQ 26 (1026): Auto-resetting "TRY"						
<input type="checkbox"/> V/f <input type="checkbox"/> PGV/f <input type="checkbox"/> SLV <input type="checkbox"/> PGV <input type="checkbox"/> PMSLV <input type="checkbox"/> PMPGV <input type="checkbox"/> TRQ 27 (1027): Universal DO "U-DO"						
<input type="checkbox"/> V/f <input type="checkbox"/> PGV/f <input type="checkbox"/> SLV <input type="checkbox"/> PGV <input type="checkbox"/> PMSLV <input type="checkbox"/> PMPGV <input type="checkbox"/> TRQ 28 (1028): Heat sink overheat early warning "OH"						
<input type="checkbox"/> V/f <input type="checkbox"/> PGV/f <input type="checkbox"/> SLV <input type="checkbox"/> PGV <input type="checkbox"/> PMSLV <input type="checkbox"/> PMPGV <input type="checkbox"/> TRQ 29 (1029): Master-follower operation complete "SY"						
<input type="checkbox"/> V/f <input type="checkbox"/> PGV/f <input type="checkbox"/> SLV <input type="checkbox"/> PGV <input type="checkbox"/> PMSLV <input type="checkbox"/> PMPGV <input type="checkbox"/> TRQ 30 (1030): Lifetime alarm "LIFE"						

## 5.2 Function Code Tables

Function code	Name	Control method and Data setting range	Change when running	Data copying	Factory default	Related page
		<input type="checkbox"/> V/f <input type="checkbox"/> PGV/f <input type="checkbox"/> SLV <input type="checkbox"/> PGV <input type="checkbox"/> PMSLV <input type="checkbox"/> PMPGV <input type="checkbox"/> TRQ 31 (1031): Frequency (speed) detected 2 "FDT2"				
		<input type="checkbox"/> V/f <input type="checkbox"/> PGV/f <input type="checkbox"/> SLV <input type="checkbox"/> PGV <input type="checkbox"/> PMSLV <input type="checkbox"/> PMPGV <input type="checkbox"/> TRQ 33 (1033): Reference loss detected "REF OFF"				
		<input type="checkbox"/> V/f <input type="checkbox"/> PGV/f <input type="checkbox"/> SLV <input type="checkbox"/> PGV <input type="checkbox"/> PMSLV <input type="checkbox"/> PMPGV <input type="checkbox"/> TRQ 35 (1035): Inverter outputting "RUN 2"				
		<input type="checkbox"/> V/f <input type="checkbox"/> PGV/f <input type="checkbox"/> SLV <input type="checkbox"/> PGV <input type="checkbox"/> PMSLV <input type="checkbox"/> PMPGV <input type="checkbox"/> TRQ 36 (1036): Overload prevention controlling "OLP"				
		<input type="checkbox"/> V/f <input type="checkbox"/> PGV/f <input type="checkbox"/> SLV <input type="checkbox"/> PGV <input type="checkbox"/> PMSLV <input type="checkbox"/> PMPGV <input type="checkbox"/> TRQ 37 (1037): Current detected "ID"				
		<input type="checkbox"/> V/f <input type="checkbox"/> PGV/f <input type="checkbox"/> SLV <input type="checkbox"/> PGV <input type="checkbox"/> PMSLV <input type="checkbox"/> PMPGV <input type="checkbox"/> TRQ 38 (1038): Current detected 2 "ID2"				
		<input type="checkbox"/> V/f <input type="checkbox"/> PGV/f <input type="checkbox"/> SLV <input type="checkbox"/> PGV <input type="checkbox"/> PMSLV <input type="checkbox"/> PMPGV <input type="checkbox"/> TRQ 39 (1039): Current detected 3 "ID3"				
		<input type="checkbox"/> V/f <input type="checkbox"/> PGV/f <input type="checkbox"/> SLV <input type="checkbox"/> PGV <input type="checkbox"/> PMSLV <input type="checkbox"/> PMPGV <input type="checkbox"/> TRQ 41 (1041): Low current detected "IDL"				
		<input type="checkbox"/> V/f <input type="checkbox"/> PGV/f <input type="checkbox"/> SLV <input type="checkbox"/> PGV <input type="checkbox"/> PMSLV <input type="checkbox"/> PMPGV <input type="checkbox"/> TRQ 42 (1042): PID alarm "PID-ALM"				
		<input type="checkbox"/> V/f <input type="checkbox"/> PGV/f <input type="checkbox"/> SLV <input type="checkbox"/> PGV <input type="checkbox"/> PMSLV <input type="checkbox"/> PMPGV <input type="checkbox"/> TRQ 43 (1043): Under PID control "PID-CTL"				
		<input type="checkbox"/> V/f <input type="checkbox"/> PGV/f <input type="checkbox"/> SLV <input type="checkbox"/> PGV <input type="checkbox"/> PMSLV <input type="checkbox"/> PMPGV <input type="checkbox"/> TRQ 44 (1044): Under sleep mode of PID control "PID-STP"				
		<input type="checkbox"/> V/f <input type="checkbox"/> PGV/f <input type="checkbox"/> SLV <input type="checkbox"/> PGV <input type="checkbox"/> PMSLV <input type="checkbox"/> PMPGV <input type="checkbox"/> TRQ 45 (1045): Low torque detected "U-TL"				
		<input type="checkbox"/> V/f <input type="checkbox"/> PGV/f <input type="checkbox"/> SLV <input type="checkbox"/> PGV <input type="checkbox"/> PMSLV <input type="checkbox"/> PMPGV <input type="checkbox"/> TRQ 46 (1046): Torque detected 1 "TD1"				
		<input type="checkbox"/> V/f <input type="checkbox"/> PGV/f <input type="checkbox"/> SLV <input type="checkbox"/> PGV <input type="checkbox"/> PMSLV <input type="checkbox"/> PMPGV <input type="checkbox"/> TRQ 47 (1047): Torque detected 2 "TD2"				
		<input type="checkbox"/> V/f <input type="checkbox"/> PGV/f <input type="checkbox"/> SLV <input type="checkbox"/> PGV <input type="checkbox"/> PMSLV <input type="checkbox"/> PMPGV <input type="checkbox"/> TRQ 48 (1048): Motor 1 selected "SWM1"				
		<input type="checkbox"/> V/f <input type="checkbox"/> PGV/f <input type="checkbox"/> SLV <input type="checkbox"/> PGV <input type="checkbox"/> PMSLV <input type="checkbox"/> PMPGV <input type="checkbox"/> TRQ 49 (1049): Motor 2 selected "SWM2"				
		<input type="checkbox"/> V/f <input type="checkbox"/> PGV/f <input type="checkbox"/> SLV <input type="checkbox"/> PGV <input type="checkbox"/> PMSLV <input type="checkbox"/> PMPGV <input type="checkbox"/> TRQ 50 (1050): Motor 3 selected "SWM3"				
		<input type="checkbox"/> V/f <input type="checkbox"/> PGV/f <input type="checkbox"/> SLV <input type="checkbox"/> PGV <input type="checkbox"/> PMSLV <input type="checkbox"/> PMPGV <input type="checkbox"/> TRQ 51 (1051): Motor 4 selected "SWM4"				
		<input type="checkbox"/> V/f <input type="checkbox"/> PGV/f <input type="checkbox"/> SLV <input type="checkbox"/> PGV <input type="checkbox"/> PMSLV <input type="checkbox"/> PMPGV <input type="checkbox"/> TRQ 52 (1052): Forward rotation "FRUN"				
		<input type="checkbox"/> V/f <input type="checkbox"/> PGV/f <input type="checkbox"/> SLV <input type="checkbox"/> PGV <input type="checkbox"/> PMSLV <input type="checkbox"/> PMPGV <input type="checkbox"/> TRQ 53 (1053): Reverse rotation "RRUN"				
		<input type="checkbox"/> V/f <input type="checkbox"/> PGV/f <input type="checkbox"/> SLV <input type="checkbox"/> PGV <input type="checkbox"/> PMSLV <input type="checkbox"/> PMPGV <input type="checkbox"/> TRQ 54 (1054): Under remote mode "RMT"				
		<input type="checkbox"/> V/f <input type="checkbox"/> PGV/f <input type="checkbox"/> SLV <input type="checkbox"/> PGV <input type="checkbox"/> PMSLV <input type="checkbox"/> PMPGV <input type="checkbox"/> TRQ 56 (1056): Motor overheat detected by thermistor "THM"				
		<input type="checkbox"/> V/f <input type="checkbox"/> PGV/f <input type="checkbox"/> SLV <input type="checkbox"/> PGV <input type="checkbox"/> PMSLV <input type="checkbox"/> PMPGV <input type="checkbox"/> TRQ 57 (1057): Mechanical brake control "BRKS"				
		<input type="checkbox"/> V/f <input type="checkbox"/> PGV/f <input type="checkbox"/> SLV <input type="checkbox"/> PGV <input type="checkbox"/> PMSLV <input type="checkbox"/> PMPGV <input type="checkbox"/> TRQ 58 (1058): Frequency (speed) detected 3 "FDT3"				
		<input type="checkbox"/> V/f <input type="checkbox"/> PGV/f <input type="checkbox"/> SLV <input type="checkbox"/> PGV <input type="checkbox"/> PMSLV <input type="checkbox"/> PMPGV <input type="checkbox"/> TRQ 59 (1059): Current input wire break detection (terminal [C1] and [C2]) "C1OFF"				
		<input type="checkbox"/> V/f <input type="checkbox"/> PGV/f <input type="checkbox"/> SLV <input type="checkbox"/> PGV <input type="checkbox"/> PMSLV <input type="checkbox"/> PMPGV <input type="checkbox"/> TRQ 70 (1070): Speed valid "DNZS"				
		<input type="checkbox"/> V/f <input type="checkbox"/> PGV/f <input type="checkbox"/> SLV <input type="checkbox"/> PGV <input type="checkbox"/> PMSLV <input type="checkbox"/> PMPGV <input type="checkbox"/> TRQ 71 (1071): Speed agreement "DSAG"				
		<input type="checkbox"/> V/f <input type="checkbox"/> PGV/f <input type="checkbox"/> SLV <input type="checkbox"/> PGV <input type="checkbox"/> PMSLV <input type="checkbox"/> PMPGV <input type="checkbox"/> TRQ 72 (1072): Frequency (speed) arrival 3 "FAR3"				
		<input type="checkbox"/> V/f <input type="checkbox"/> PGV/f <input type="checkbox"/> SLV <input type="checkbox"/> PGV <input type="checkbox"/> PMSLV <input type="checkbox"/> PMPGV <input type="checkbox"/> TRQ 76 (1076): Speed mismatch "PG-ERR"				
		<input type="checkbox"/> V/f <input type="checkbox"/> PGV/f <input type="checkbox"/> SLV <input type="checkbox"/> PGV <input type="checkbox"/> PMSLV <input type="checkbox"/> PMPGV <input type="checkbox"/> TRQ 77 (1077): Low DC link bus voltage detection "U-EDC"				
		<input type="checkbox"/> V/f <input type="checkbox"/> PGV/f <input type="checkbox"/> SLV <input type="checkbox"/> PGV <input type="checkbox"/> PMSLV <input type="checkbox"/> PMPGV <input type="checkbox"/> TRQ 79 (1079): During decelerating at momentary power failure "IPF2"				


\*1 6.00 s for 22 kW or lower inverters, 20.00 s for 30 kW or higher inverters

Function code	Name	Control method and Data setting range	Change when running	Data copying	Factory default	Related page
		<div style="display: flex; justify-content: space-between; font-size: 0.8em; margin-bottom: 5px;"> <span><input type="checkbox"/> V/f</span> <span><input type="checkbox"/> PGV/f</span> <span><input type="checkbox"/> SLV</span> <span><input type="checkbox"/> PGV</span> <span><input type="checkbox"/> PMSLV</span> <span><input type="checkbox"/> PMPGV</span> <span><input type="checkbox"/> TRQ</span> </div> 82 (1082): Positioning complete "PSET"				
		<div style="display: flex; justify-content: space-between; font-size: 0.8em; margin-bottom: 5px;"> <span><input type="checkbox"/> V/f</span> <span><input type="checkbox"/> PGV/f</span> <span><input type="checkbox"/> SLV</span> <span><input type="checkbox"/> PGV</span> <span><input type="checkbox"/> PMSLV</span> <span><input type="checkbox"/> PMPGV</span> <span><input type="checkbox"/> TRQ</span> </div> 84 (1084): Maintenance timer counted up "MNT"				
		<div style="display: flex; justify-content: space-between; font-size: 0.8em; margin-bottom: 5px;"> <span><input type="checkbox"/> V/f</span> <span><input type="checkbox"/> PGV/f</span> <span><input type="checkbox"/> SLV</span> <span><input type="checkbox"/> PGV</span> <span><input type="checkbox"/> PMSLV</span> <span><input type="checkbox"/> PMPGV</span> <span><input type="checkbox"/> TRQ</span> </div> 87 (1087): Frequency arrival and detected "FARFDT"				
		<div style="display: flex; justify-content: space-between; font-size: 0.8em; margin-bottom: 5px;"> <span><input type="checkbox"/> V/f</span> <span><input type="checkbox"/> PGV/f</span> <span><input type="checkbox"/> SLV</span> <span><input type="checkbox"/> PGV</span> <span><input type="checkbox"/> PMSLV</span> <span><input type="checkbox"/> PMPGV</span> <span><input type="checkbox"/> TRQ</span> </div> 89 (1089): Magnetic pole position detection complete signal "PTD"				
		<div style="display: flex; justify-content: space-between; font-size: 0.8em; margin-bottom: 5px;"> <span><input type="checkbox"/> V/f</span> <span><input type="checkbox"/> PGV/f</span> <span><input type="checkbox"/> SLV</span> <span><input type="checkbox"/> PGV</span> <span><input type="checkbox"/> PMSLV</span> <span><input type="checkbox"/> PMPGV</span> <span><input type="checkbox"/> TRQ</span> </div> 90 (1090): Alarm content 1 "AL1"				
		<div style="display: flex; justify-content: space-between; font-size: 0.8em; margin-bottom: 5px;"> <span><input type="checkbox"/> V/f</span> <span><input type="checkbox"/> PGV/f</span> <span><input type="checkbox"/> SLV</span> <span><input type="checkbox"/> PGV</span> <span><input type="checkbox"/> PMSLV</span> <span><input type="checkbox"/> PMPGV</span> <span><input type="checkbox"/> TRQ</span> </div> 91 (1091): Alarm content 2 "AL2"				
		<div style="display: flex; justify-content: space-between; font-size: 0.8em; margin-bottom: 5px;"> <span><input type="checkbox"/> V/f</span> <span><input type="checkbox"/> PGV/f</span> <span><input type="checkbox"/> SLV</span> <span><input type="checkbox"/> PGV</span> <span><input type="checkbox"/> PMSLV</span> <span><input type="checkbox"/> PMPGV</span> <span><input type="checkbox"/> TRQ</span> </div> 92 (1092): Alarm content 4 "AL4"				
		<div style="display: flex; justify-content: space-between; font-size: 0.8em; margin-bottom: 5px;"> <span><input type="checkbox"/> V/f</span> <span><input type="checkbox"/> PGV/f</span> <span><input type="checkbox"/> SLV</span> <span><input type="checkbox"/> PGV</span> <span><input type="checkbox"/> PMSLV</span> <span><input type="checkbox"/> PMPGV</span> <span><input type="checkbox"/> TRQ</span> </div> 93 (1093): Alarm content 8 "AL8"				
		<div style="display: flex; justify-content: space-between; font-size: 0.8em; margin-bottom: 5px;"> <span><input type="checkbox"/> V/f</span> <span><input type="checkbox"/> PGV/f</span> <span><input type="checkbox"/> SLV</span> <span><input type="checkbox"/> PGV</span> <span><input type="checkbox"/> PMSLV</span> <span><input type="checkbox"/> PMPGV</span> <span><input type="checkbox"/> TRQ</span> </div> 95 (1095): Forced operation "FMRUN"				
		<div style="display: flex; justify-content: space-between; font-size: 0.8em; margin-bottom: 5px;"> <span><input type="checkbox"/> V/f</span> <span><input type="checkbox"/> PGV/f</span> <span><input type="checkbox"/> SLV</span> <span><input type="checkbox"/> PGV</span> <span><input type="checkbox"/> PMSLV</span> <span><input type="checkbox"/> PMPGV</span> <span><input type="checkbox"/> TRQ</span> </div> 98 (1098): Light alarm "L-ALM"				
		<div style="display: flex; justify-content: space-between; font-size: 0.8em; margin-bottom: 5px;"> <span><input type="checkbox"/> V/f</span> <span><input type="checkbox"/> PGV/f</span> <span><input type="checkbox"/> SLV</span> <span><input type="checkbox"/> PGV</span> <span><input type="checkbox"/> PMSLV</span> <span><input type="checkbox"/> PMPGV</span> <span><input type="checkbox"/> TRQ</span> </div> 99 (1099): Alarm output "ALM"				
		<div style="display: flex; justify-content: space-between; font-size: 0.8em; margin-bottom: 5px;"> <span><input type="checkbox"/> V/f</span> <span><input type="checkbox"/> PGV/f</span> <span><input type="checkbox"/> SLV</span> <span><input type="checkbox"/> PGV</span> <span><input type="checkbox"/> PMSLV</span> <span><input type="checkbox"/> PMPGV</span> <span><input type="checkbox"/> TRQ</span> </div> 101 (1101): EN circuit failure detected "DECF"				
		<div style="display: flex; justify-content: space-between; font-size: 0.8em; margin-bottom: 5px;"> <span><input type="checkbox"/> V/f</span> <span><input type="checkbox"/> PGV/f</span> <span><input type="checkbox"/> SLV</span> <span><input type="checkbox"/> PGV</span> <span><input type="checkbox"/> PMSLV</span> <span><input type="checkbox"/> PMPGV</span> <span><input type="checkbox"/> TRQ</span> </div> 102 (1102): EN terminal input OFF "ENOFF"				
		<div style="display: flex; justify-content: space-between; font-size: 0.8em; margin-bottom: 5px;"> <span><input type="checkbox"/> V/f</span> <span><input type="checkbox"/> PGV/f</span> <span><input type="checkbox"/> SLV</span> <span><input type="checkbox"/> PGV</span> <span><input type="checkbox"/> PMSLV</span> <span><input type="checkbox"/> PMPGV</span> <span><input type="checkbox"/> TRQ</span> </div> 105 (1105): Braking transistor broken "DBAL"				
		<div style="display: flex; justify-content: space-between; font-size: 0.8em; margin-bottom: 5px;"> <span><input type="checkbox"/> V/f</span> <span><input type="checkbox"/> PGV/f</span> <span><input type="checkbox"/> SLV</span> <span><input type="checkbox"/> PGV</span> <span><input type="checkbox"/> PMSLV</span> <span><input type="checkbox"/> PMPGV</span> <span><input type="checkbox"/> TRQ</span> </div> 111 (1111) to 124(1124): Customizable logic output signal 1 to 14 "CLO1" to "CLO14"				
		<div style="display: flex; justify-content: space-between; font-size: 0.8em; margin-bottom: 5px;"> <span><input type="checkbox"/> V/f</span> <span><input type="checkbox"/> PGV/f</span> <span><input type="checkbox"/> SLV</span> <span><input type="checkbox"/> PGV</span> <span><input type="checkbox"/> PMSLV</span> <span><input type="checkbox"/> PMPGV</span> <span><input type="checkbox"/> TRQ</span> </div> 125 (1125): Integral power pulse output "POUT"				
		<div style="display: flex; justify-content: space-between; font-size: 0.8em; margin-bottom: 5px;"> <span><input type="checkbox"/> V/f</span> <span><input type="checkbox"/> PGV/f</span> <span><input type="checkbox"/> SLV</span> <span><input type="checkbox"/> PGV</span> <span><input type="checkbox"/> PMSLV</span> <span><input type="checkbox"/> PMPGV</span> <span><input type="checkbox"/> TRQ</span> </div> 131 (1131): Speed limiting "S-LIM"				
		<div style="display: flex; justify-content: space-between; font-size: 0.8em; margin-bottom: 5px;"> <span><input type="checkbox"/> V/f</span> <span><input type="checkbox"/> PGV/f</span> <span><input type="checkbox"/> SLV</span> <span><input type="checkbox"/> PGV</span> <span><input type="checkbox"/> PMSLV</span> <span><input type="checkbox"/> PMPGV</span> <span><input type="checkbox"/> TRQ</span> </div> 132 (1132): Torque limit level "T-LIM"				
		<div style="display: flex; justify-content: space-between; font-size: 0.8em; margin-bottom: 5px;"> <span><input type="checkbox"/> V/f</span> <span><input type="checkbox"/> PGV/f</span> <span><input type="checkbox"/> SLV</span> <span><input type="checkbox"/> PGV</span> <span><input type="checkbox"/> PMSLV</span> <span><input type="checkbox"/> PMPGV</span> <span><input type="checkbox"/> TRQ</span> </div> 133 (1133): Low current detection "IDL2"				
		<div style="display: flex; justify-content: space-between; font-size: 0.8em; margin-bottom: 5px;"> <span><input type="checkbox"/> V/f</span> <span><input type="checkbox"/> PGV/f</span> <span><input type="checkbox"/> SLV</span> <span><input type="checkbox"/> PGV</span> <span><input type="checkbox"/> PMSLV</span> <span><input type="checkbox"/> PMPGV</span> <span><input type="checkbox"/> TRQ</span> </div> 135 (1135): Dancer upper limit position warning signal "D-UPFL"				
		<div style="display: flex; justify-content: space-between; font-size: 0.8em; margin-bottom: 5px;"> <span><input type="checkbox"/> V/f</span> <span><input type="checkbox"/> PGV/f</span> <span><input type="checkbox"/> SLV</span> <span><input type="checkbox"/> PGV</span> <span><input type="checkbox"/> PMSLV</span> <span><input type="checkbox"/> PMPGV</span> <span><input type="checkbox"/> TRQ</span> </div> 136 (1136): Dancer lower limit position warning signal "D-DNFL"				
		<div style="display: flex; justify-content: space-between; font-size: 0.8em; margin-bottom: 5px;"> <span><input type="checkbox"/> V/f</span> <span><input type="checkbox"/> PGV/f</span> <span><input type="checkbox"/> SLV</span> <span><input type="checkbox"/> PGV</span> <span><input type="checkbox"/> PMSLV</span> <span><input type="checkbox"/> PMPGV</span> <span><input type="checkbox"/> TRQ</span> </div> 137 (1137): Dancer position limit warning signal "D-FL"				
		<div style="display: flex; justify-content: space-between; font-size: 0.8em; margin-bottom: 5px;"> <span><input type="checkbox"/> V/f</span> <span><input type="checkbox"/> PGV/f</span> <span><input type="checkbox"/> SLV</span> <span><input type="checkbox"/> PGV</span> <span><input type="checkbox"/> PMSLV</span> <span><input type="checkbox"/> PMPGV</span> <span><input type="checkbox"/> TRQ</span> </div> 151 (1151): Overtravel detection "OT-OUT"				
		<div style="display: flex; justify-content: space-between; font-size: 0.8em; margin-bottom: 5px;"> <span><input type="checkbox"/> V/f</span> <span><input type="checkbox"/> PGV/f</span> <span><input type="checkbox"/> SLV</span> <span><input type="checkbox"/> PGV</span> <span><input type="checkbox"/> PMSLV</span> <span><input type="checkbox"/> PMPGV</span> <span><input type="checkbox"/> TRQ</span> </div> 152 (1152): Forced stop detection "STOP-OUT"				
		<div style="display: flex; justify-content: space-between; font-size: 0.8em; margin-bottom: 5px;"> <span><input type="checkbox"/> V/f</span> <span><input type="checkbox"/> PGV/f</span> <span><input type="checkbox"/> SLV</span> <span><input type="checkbox"/> PGV</span> <span><input type="checkbox"/> PMSLV</span> <span><input type="checkbox"/> PMPGV</span> <span><input type="checkbox"/> TRQ</span> </div> 153 (1153): Pass point detection 1 "PPAS1"				
		<div style="display: flex; justify-content: space-between; font-size: 0.8em; margin-bottom: 5px;"> <span><input type="checkbox"/> V/f</span> <span><input type="checkbox"/> PGV/f</span> <span><input type="checkbox"/> SLV</span> <span><input type="checkbox"/> PGV</span> <span><input type="checkbox"/> PMSLV</span> <span><input type="checkbox"/> PMPGV</span> <span><input type="checkbox"/> TRQ</span> </div> 154 (1154): Pass point detection 2 "PPAS2"				
		<div style="display: flex; justify-content: space-between; font-size: 0.8em; margin-bottom: 5px;"> <span><input type="checkbox"/> V/f</span> <span><input type="checkbox"/> PGV/f</span> <span><input type="checkbox"/> SLV</span> <span><input type="checkbox"/> PGV</span> <span><input type="checkbox"/> PMSLV</span> <span><input type="checkbox"/> PMPGV</span> <span><input type="checkbox"/> TRQ</span> </div> 158 (1158): Overload detected "LLIM"				
		<div style="display: flex; justify-content: space-between; font-size: 0.8em; margin-bottom: 5px;"> <span><input type="checkbox"/> V/f</span> <span><input type="checkbox"/> PGV/f</span> <span><input type="checkbox"/> SLV</span> <span><input type="checkbox"/> PGV</span> <span><input type="checkbox"/> PMSLV</span> <span><input type="checkbox"/> PMPGV</span> <span><input type="checkbox"/> TRQ</span> </div> 159 (1159): Performing light load automatic double speed operation "LAC"				
		<div style="display: flex; justify-content: space-between; font-size: 0.8em; margin-bottom: 5px;"> <span><input type="checkbox"/> V/f</span> <span><input type="checkbox"/> PGV/f</span> <span><input type="checkbox"/> SLV</span> <span><input type="checkbox"/> PGV</span> <span><input type="checkbox"/> PMSLV</span> <span><input type="checkbox"/> PMPGV</span> <span><input type="checkbox"/> TRQ</span> </div> 251(1251): M/Shift key ON/OFF status "MTGL"				
		* Inside the ( ) is the negative logic signal (OFF at short-circuit).				
E29	Frequency arrival delay timer (FAR2)	<div style="display: flex; justify-content: space-between; font-size: 0.8em; margin-bottom: 5px;"> <span><input type="checkbox"/> V/f</span> <span><input type="checkbox"/> PGV/f</span> <span><input type="checkbox"/> SLV</span> <span><input type="checkbox"/> PGV</span> <span><input type="checkbox"/> PMSLV</span> <span><input type="checkbox"/> PMPGV</span> <span><input type="checkbox"/> TRQ</span> </div> 0.01 to 10.00 s	Y	Y	0.10	5-194
E30	Frequency arrival detection width (Detection width)	<div style="display: flex; justify-content: space-between; font-size: 0.8em; margin-bottom: 5px;"> <span><input type="checkbox"/> V/f</span> <span><input type="checkbox"/> PGV/f</span> <span><input type="checkbox"/> SLV</span> <span><input type="checkbox"/> PGV</span> <span><input type="checkbox"/> PMSLV</span> <span><input type="checkbox"/> PMPGV</span> <span><input type="checkbox"/> TRQ</span> </div> 0.0 to 10.0 Hz	Y	Y	2.5	
E31	Frequency detection 1 (operation level)	<div style="display: flex; justify-content: space-between; font-size: 0.8em; margin-bottom: 5px;"> <span><input type="checkbox"/> V/f</span> <span><input type="checkbox"/> PGV/f</span> <span><input type="checkbox"/> SLV</span> <span><input type="checkbox"/> PGV</span> <span><input type="checkbox"/> PMSLV</span> <span><input type="checkbox"/> PMPGV</span> <span><input type="checkbox"/> TRQ</span> </div> 0.0 to 599.0 Hz	Y	Y	60.0	5-196

## 5.2 Function Code Tables

Function code	Name	Control method and Data setting range	Change when running	Data copying	Factory default	Related page
E32	(Hysteresis width)	<input type="checkbox"/> V/f <input type="checkbox"/> PGV/f <input type="checkbox"/> SLV <input type="checkbox"/> PGV <input type="checkbox"/> PMSLV <input type="checkbox"/> PMPGV <input type="checkbox"/> TRQ 0.0 to 599.0 Hz	Y	Y	1.0	
E34	Overload early warning/Current detection (Level)	<input type="checkbox"/> V/f <input type="checkbox"/> PGV/f <input type="checkbox"/> SLV <input type="checkbox"/> PGV <input type="checkbox"/> PMSLV <input type="checkbox"/> PMPGV <input type="checkbox"/> TRQ 0.00 (Disable), 1 to 200% of inverter rated current (Inverter rated current dependent on F80)	Y	Y1 Y2	*3	5-196
E35	(Timer)	<input type="checkbox"/> V/f <input type="checkbox"/> PGV/f <input type="checkbox"/> SLV <input type="checkbox"/> PGV <input type="checkbox"/> PMSLV <input type="checkbox"/> PMPGV <input type="checkbox"/> TRQ 0.01 to 600.00 s	Y	Y	10.00	
E36	Frequency detection 2 (Level)	<input type="checkbox"/> V/f <input type="checkbox"/> PGV/f <input type="checkbox"/> SLV <input type="checkbox"/> PGV <input type="checkbox"/> PMSLV <input type="checkbox"/> PMPGV <input type="checkbox"/> TRQ 0.0 to 599.0 (Hz)	Y	Y	60.0	5-198
E37	Current detection 2/Low current detection (Level)	<input type="checkbox"/> V/f <input type="checkbox"/> PGV/f <input type="checkbox"/> SLV <input type="checkbox"/> PGV <input type="checkbox"/> PMSLV <input type="checkbox"/> PMPGV <input type="checkbox"/> TRQ 0.00 (Disable), 1 to 200% of inverter rated current (Inverter rated current dependent on F80)	Y	Y1 Y2	*3	5-198
E38	(Timer)	<input type="checkbox"/> V/f <input type="checkbox"/> PGV/f <input type="checkbox"/> SLV <input type="checkbox"/> PGV <input type="checkbox"/> PMSLV <input type="checkbox"/> PMPGV <input type="checkbox"/> TRQ 0.01 to 600.00 s	Y	Y	10.00	
E39	Constant rate of feeding coefficient 1/ Speed display auxiliary coefficient 1	<input type="checkbox"/> V/f <input type="checkbox"/> PGV/f <input type="checkbox"/> SLV <input type="checkbox"/> PGV <input type="checkbox"/> PMSLV <input type="checkbox"/> PMPGV <input type="checkbox"/> TRQ 0.000 to 9.999	Y	Y	1.000	5-198
E42	LED display filter	<input type="checkbox"/> V/f <input type="checkbox"/> PGV/f <input type="checkbox"/> SLV <input type="checkbox"/> PGV <input type="checkbox"/> PMSLV <input type="checkbox"/> PMPGV <input type="checkbox"/> TRQ 0.0 to 5.0 s	Y	Y	0.5	5-199
E43	LED monitor (display selection)	<input type="checkbox"/> V/f <input type="checkbox"/> PGV/f <input type="checkbox"/> SLV <input type="checkbox"/> PGV <input type="checkbox"/> PMSLV <input type="checkbox"/> PMPGV <input type="checkbox"/> TRQ 0: Speed monitor (Selectable with E48) 3: Output current 4: Output voltage when alarm occurred 8: Calculated motor output torque when alarm occurred 9: Power consumption 10: PID process command 12: PID feedback value 13: Timer value 14: PID output 15: Load factor 16: Motor output 17: Analog signal input monitor 21: Current position 22: Positioning deviation 23: Torque current (%) 24: Magnetic flux command(%) 25: Input watt-hour 26: Winding diameter 27: Position control start position 28: Stop target position 29: PID deviation 30: Torque bias 31: Estimated inertia acceleration/deceleration time conversion value (coming soon) 32: Customizable logic output	Y	Y	0	5-199
E44	(Display when stopped)	<input type="checkbox"/> V/f <input type="checkbox"/> PGV/f <input type="checkbox"/> SLV <input type="checkbox"/> PGV <input type="checkbox"/> PMSLV <input type="checkbox"/> PMPGV <input type="checkbox"/> TRQ 0: Specified value 1: Output value	Y	Y	0	5-201
E48	LED monitor details (Speed monitor selection)	<input type="checkbox"/> V/f <input type="checkbox"/> PGV/f <input type="checkbox"/> SLV <input type="checkbox"/> PGV <input type="checkbox"/> PMSLV <input type="checkbox"/> PMPGV <input type="checkbox"/> TRQ 0: Output frequency 1 (before slip compensation) 1: Output frequency 2 (after slip compensation) 2: Set frequency 3: Motor speed 4: Feed speed 5: Line speed 6: Constant feeding rate time 7: Speed (%) 8: Reference line speed 9: Line speed output value	Y	Y	0	5-201
E49	Torque Command Monitor (Polarity selection)	<input type="checkbox"/> V/f <input type="checkbox"/> PGV/f <input type="checkbox"/> SLV <input type="checkbox"/> PGV <input type="checkbox"/> PMSLV <input type="checkbox"/> PMPGV <input type="checkbox"/> TRQ 0: Torque polarity 1: Plus for driving, Minus for braking	Y	Y	1	5-202
E50	Display coefficient for speed monitor	<input type="checkbox"/> V/f <input type="checkbox"/> PGV/f <input type="checkbox"/> SLV <input type="checkbox"/> PGV <input type="checkbox"/> PMSLV <input type="checkbox"/> PMPGV <input type="checkbox"/> TRQ 0.01 to 600.00	Y	Y	30.00	5-204
E51	Display coefficient for "Input watt-hour data"	<input type="checkbox"/> V/f <input type="checkbox"/> PGV/f <input type="checkbox"/> SLV <input type="checkbox"/> PGV <input type="checkbox"/> PMSLV <input type="checkbox"/> PMPGV <input type="checkbox"/> TRQ 0.000 (Cancel/Reset), 0.001 to 9999	Y	Y	0.010	5-204

\*3: The motor rated current is automatically set. Refer to Table 5.2-2 Motor constants (function code P03).

Function code	Name	Control method and Data setting range	Change when running	Data copying	Factory default	Related page
E52	Keypad menu selection	<p><input type="checkbox"/> V/f <input type="checkbox"/> PGV/f <input type="checkbox"/> SLV <input type="checkbox"/> PGV <input type="checkbox"/> PMSLV <input type="checkbox"/> PMPGV <input type="checkbox"/> TRQ</p> <p>0: Function code data setting mode (Menu 0, Menu 1, and Menu 7) 1: Function code data check mode (Menu 2 and Menu 7) 2: Full-menu mode</p>	Y	Y	2	5-205
E54	Frequency detection 3 (Level)	<p><input type="checkbox"/> V/f <input type="checkbox"/> PGV/f <input type="checkbox"/> SLV <input type="checkbox"/> PGV <input type="checkbox"/> PMSLV <input type="checkbox"/> PMPGV <input type="checkbox"/> TRQ</p> <p>0.0 to 599.0 Hz</p>	Y	Y	60.0	5-205
E55	Current detection 3 (Level)	<p><input type="checkbox"/> V/f <input type="checkbox"/> PGV/f <input type="checkbox"/> SLV <input type="checkbox"/> PGV <input type="checkbox"/> PMSLV <input type="checkbox"/> PMPGV <input type="checkbox"/> TRQ</p> <p>0.00 (Disable), 1 to 200% of inverter rated current (Inverter rated current dependent on F80)</p>	Y	Y1 Y2	*3	5-205
E56	(Timer)	<p><input type="checkbox"/> V/f <input type="checkbox"/> PGV/f <input type="checkbox"/> SLV <input type="checkbox"/> PGV <input type="checkbox"/> PMSLV <input type="checkbox"/> PMPGV <input type="checkbox"/> TRQ</p> <p>0.01 to 600.00 s</p>	Y	Y	10.00	
E57	Integral power pulse output unit	<p><input type="checkbox"/> V/f <input type="checkbox"/> PGV/f <input type="checkbox"/> SLV <input type="checkbox"/> PGV <input type="checkbox"/> PMSLV <input type="checkbox"/> PMPGV <input type="checkbox"/> TRQ</p> <p>0: Pulse output every 0.1 kWh 1: Pulse output every 1 kWh 2: Pulse output every 10 kWh 3: Pulse output every 100 kWh 4: Pulse output every 1000 kWh</p>	Y	Y	1	
E61	Terminal [I2] extended function	<p><input type="checkbox"/> V/f <input type="checkbox"/> PGV/f <input type="checkbox"/> SLV <input type="checkbox"/> PGV <input type="checkbox"/> PMSLV <input type="checkbox"/> PMPGV <input type="checkbox"/> TRQ</p> <p>0: No extension function assignment</p>	N	Y	0	5-206
E62	Terminal [C1] (C1 function) (Extension function selection)	<p>1: Auxiliary frequency setting 1 2: Auxiliary frequency setting 2 3: PID command 1</p>	N	Y	0	
E63	Terminal [V2] (C1 extended function)	<p>5: PID Dfeedback value 6: Ratio setting 7: Analog torque limiter A 8: Analog torque limit value B 9: Torque bias 10: Torque command 11: Torque current command 12: Acceleration/deceleration time ratio setting 13: Upper limit frequency 14: Lower limit frequency 15: Auxiliary frequency setting 3 16: Auxiliary frequency setting 4 17: Speed limit for forward rotation (FWD) 18: Speed limit for reverse rotation (REV) 20: Analog signal input monitor</p>	N	Y	0	
E64	Saving of digital reference frequency	<p><input type="checkbox"/> V/f <input type="checkbox"/> PGV/f <input type="checkbox"/> SLV <input type="checkbox"/> PGV <input type="checkbox"/> PMSLV <input type="checkbox"/> PMPGV <input type="checkbox"/> TRQ</p> <p>0: Auto saving (main power is turned off) 1: Save by turning  key ON</p>	Y	Y	0	5-208
E65	Reference loss detection (Continuous running frequency)	<p><input type="checkbox"/> V/f <input type="checkbox"/> PGV/f <input type="checkbox"/> SLV <input type="checkbox"/> PGV <input type="checkbox"/> PMSLV <input type="checkbox"/> PMPGV <input type="checkbox"/> TRQ</p> <p>0: Stop deceleration 20 to 120%, 999: Cancel</p>	Y	Y	999	5-209
E66	Terminal [C1] (V3 function) (Extension function selection)	<p><input type="checkbox"/> V/f <input type="checkbox"/> PGV/f <input type="checkbox"/> SLV <input type="checkbox"/> PGV <input type="checkbox"/> PMSLV <input type="checkbox"/> PMPGV <input type="checkbox"/> TRQ</p> <p>0: No extension function assignment 1: Auxiliary frequency setting 1 2: Auxiliary frequency setting 2 3: PID command 1 5: PID feedback value 6: Ratio setting 7: Analog torque limiter A 8: Analog torque limit value B 9: Torque bias 10: Torque command 11: Torque current command 12: Acceleration/deceleration time ratio setting 13: Upper limit frequency 14: Lower limit frequency 15: Auxiliary frequency setting 3 16: Auxiliary frequency setting 4 17: Speed limit for forward rotation (FWD) 18: Speed limit for reverse rotation (REV) 20: Analog signal input monitor</p>	N	Y	0	
E70	M/Shift key (Function selection)	<p><input type="checkbox"/> V/f <input type="checkbox"/> PGV/f <input type="checkbox"/> SLV <input type="checkbox"/> PGV <input type="checkbox"/> PMSLV <input type="checkbox"/> PMPGV <input type="checkbox"/> TRQ</p> <p>0 (1000): Multistep frequency selection (0 to 1 steps) "SS1"</p> <p><input type="checkbox"/> V/f <input type="checkbox"/> PGV/f <input type="checkbox"/> SLV <input type="checkbox"/> PGV <input type="checkbox"/> PMSLV <input type="checkbox"/> PMPGV <input type="checkbox"/> TRQ</p> <p>1 (1001): Select multistep frequency (0 to 3 steps) "SS2"</p> <p><input type="checkbox"/> V/f <input type="checkbox"/> PGV/f <input type="checkbox"/> SLV <input type="checkbox"/> PGV <input type="checkbox"/> PMSLV <input type="checkbox"/> PMPGV <input type="checkbox"/> TRQ</p> <p>2 (1002): Select multistep frequency (0 to 7 steps) "SS4"</p> <p><input type="checkbox"/> V/f <input type="checkbox"/> PGV/f <input type="checkbox"/> SLV <input type="checkbox"/> PGV <input type="checkbox"/> PMSLV <input type="checkbox"/> PMPGV <input type="checkbox"/> TRQ</p> <p>3 (1003): Select multistep frequency (0 to 15 steps) "SS8"</p> <p><input type="checkbox"/> V/f <input type="checkbox"/> PGV/f <input type="checkbox"/> SLV <input type="checkbox"/> PGV <input type="checkbox"/> PMSLV <input type="checkbox"/> PMPGV <input type="checkbox"/> TRQ</p> <p>4 (1004): Select ACC/DEC time (2 steps) "RT1"</p> <p><input type="checkbox"/> V/f <input type="checkbox"/> PGV/f <input type="checkbox"/> SLV <input type="checkbox"/> PGV <input type="checkbox"/> PMSLV <input type="checkbox"/> PMPGV <input type="checkbox"/> TRQ</p> <p>5 (1005): Select ACC/DEC time (4 steps) "RT2"</p> <p><input type="checkbox"/> V/f <input type="checkbox"/> PGV/f <input type="checkbox"/> SLV <input type="checkbox"/> PGV <input type="checkbox"/> PMSLV <input type="checkbox"/> PMPGV <input type="checkbox"/> TRQ</p>	N	Y	100	

6 (1006): Select 3-wire operation	"HLD"
<input type="checkbox"/> V/f <input type="checkbox"/> PGV/f <input type="checkbox"/> SLV <input type="checkbox"/> PGV <input type="checkbox"/> PMSLV <input type="checkbox"/> PMPGV <input type="checkbox"/> TRQ	
7 (1007): Coast to a stop command	"BX"
<input type="checkbox"/> V/f <input type="checkbox"/> PGV/f <input type="checkbox"/> SLV <input type="checkbox"/> PGV <input type="checkbox"/> PMSLV <input type="checkbox"/> PMPGV <input type="checkbox"/> TRQ	
10 (1010): Ready for jogging	"JOG"
<input type="checkbox"/> V/f <input type="checkbox"/> PGV/f <input type="checkbox"/> SLV <input type="checkbox"/> PGV <input type="checkbox"/> PMSLV <input type="checkbox"/> PMPGV <input type="checkbox"/> TRQ	
11 (1011): Select frequency setting 2/ frequency setting 1	"Hz2/ Hz1"
<input type="checkbox"/> V/f <input type="checkbox"/> PGV/f <input type="checkbox"/> SLV <input type="checkbox"/> PGV <input type="checkbox"/> PMSLV <input type="checkbox"/> PMPGV <input type="checkbox"/> TRQ	
12 (1012): Select motor 2	"M2"
<input type="checkbox"/> V/f <input type="checkbox"/> PGV/f <input type="checkbox"/> SLV <input type="checkbox"/> PGV <input type="checkbox"/> PMSLV <input type="checkbox"/> PMPGV <input type="checkbox"/> TRQ	
13: DC braking command	"DCBRK"
<input type="checkbox"/> PMSLV is valid only when P30 = 0	
<input type="checkbox"/> V/f <input type="checkbox"/> PGV/f <input type="checkbox"/> SLV <input type="checkbox"/> PGV <input type="checkbox"/> PMSLV <input type="checkbox"/> PMPGV <input type="checkbox"/> TRQ	
14 (1014): Select torque limit 2/ torque limit 1	"TL2/ TL1"
<input type="checkbox"/> V/f <input type="checkbox"/> PGV/f <input type="checkbox"/> SLV <input type="checkbox"/> PGV <input type="checkbox"/> PMSLV <input type="checkbox"/> PMPGV <input type="checkbox"/> TRQ	
19 (1019): Allow function code editing (data change enabled)	"WE-KP"
<input type="checkbox"/> V/f <input type="checkbox"/> PGV/f <input type="checkbox"/> SLV <input type="checkbox"/> PGV <input type="checkbox"/> PMSLV <input type="checkbox"/> PMPGV <input type="checkbox"/> TRQ	
20 (1020): Cancel PID control	"Hz/PID"
<input type="checkbox"/> V/f <input type="checkbox"/> PGV/f <input type="checkbox"/> SLV <input type="checkbox"/> PGV <input type="checkbox"/> PMSLV <input type="checkbox"/> PMPGV <input type="checkbox"/> TRQ	
21 (1021): Switch normal/ inverse operation	"IVS"
<input type="checkbox"/> V/f <input type="checkbox"/> PGV/f <input type="checkbox"/> SLV <input type="checkbox"/> PGV <input type="checkbox"/> PMSLV <input type="checkbox"/> PMPGV <input type="checkbox"/> TRQ	
23 (1023): Cancel torque control	"Hz/TRQ"
<input type="checkbox"/> V/f <input type="checkbox"/> PGV/f <input type="checkbox"/> SLV <input type="checkbox"/> PGV <input type="checkbox"/> PMSLV <input type="checkbox"/> PMPGV <input type="checkbox"/> TRQ	
24 (1024): Select link operation (RS-485, BUS option)	"LE"
<input type="checkbox"/> V/f <input type="checkbox"/> PGV/f <input type="checkbox"/> SLV <input type="checkbox"/> PGV <input type="checkbox"/> PMSLV <input type="checkbox"/> PMPGV <input type="checkbox"/> TRQ	
26 (1026): Select auto search for idling motor speed at starting	"STM"
<input type="checkbox"/> V/f <input type="checkbox"/> PGV/f <input type="checkbox"/> SLV <input type="checkbox"/> PGV <input type="checkbox"/> PMSLV <input type="checkbox"/> PMPGV <input type="checkbox"/> TRQ	
30 (1030): Force to stop (30 = Active OFF/1030 = Active ON)	"STOP"
<input type="checkbox"/> V/f <input type="checkbox"/> PGV/f <input type="checkbox"/> SLV <input type="checkbox"/> PGV <input type="checkbox"/> PMSLV <input type="checkbox"/> PMPGV <input type="checkbox"/> TRQ	
32 (1032): Pre-excite	"EXITE"
<input type="checkbox"/> V/f <input type="checkbox"/> PGV/f <input type="checkbox"/> SLV <input type="checkbox"/> PGV <input type="checkbox"/> PMSLV <input type="checkbox"/> PMPGV <input type="checkbox"/> TRQ	
33 (1033): Reset PID integral and differential terms	"PID-RST"
<input type="checkbox"/> V/f <input type="checkbox"/> PGV/f <input type="checkbox"/> SLV <input type="checkbox"/> PGV <input type="checkbox"/> PMSLV <input type="checkbox"/> PMPGV <input type="checkbox"/> TRQ	
34 (1034): Hold PID integral term	"PID-HLD"
<input type="checkbox"/> V/f <input type="checkbox"/> PGV/f <input type="checkbox"/> SLV <input type="checkbox"/> PGV <input type="checkbox"/> PMSLV <input type="checkbox"/> PMPGV <input type="checkbox"/> TRQ	
35 (1035): Local (keypad) command selection	"LOC"
<input type="checkbox"/> V/f <input type="checkbox"/> PGV/f <input type="checkbox"/> SLV <input type="checkbox"/> PGV <input type="checkbox"/> PMSLV <input type="checkbox"/> PMPGV <input type="checkbox"/> TRQ	
36 (1036): Select motor 3	"M3"
<input type="checkbox"/> V/f <input type="checkbox"/> PGV/f <input type="checkbox"/> SLV <input type="checkbox"/> PGV <input type="checkbox"/> PMSLV <input type="checkbox"/> PMPGV <input type="checkbox"/> TRQ	
37 (1037): Select motor 4	"M4"
<input type="checkbox"/> V/f <input type="checkbox"/> PGV/f <input type="checkbox"/> SLV <input type="checkbox"/> PGV <input type="checkbox"/> PMSLV <input type="checkbox"/> PMPGV <input type="checkbox"/> TRQ	
39: Condensation prevention	"DWP"
<input type="checkbox"/> V/f <input type="checkbox"/> PGV/f <input type="checkbox"/> SLV <input type="checkbox"/> PGV <input type="checkbox"/> PMSLV <input type="checkbox"/> PMPGV <input type="checkbox"/> TRQ	
40: Switch to commercial power built-in sequence (50 Hz)	"ISW50"
<input type="checkbox"/> V/f <input type="checkbox"/> PGV/f <input type="checkbox"/> SLV <input type="checkbox"/> PGV <input type="checkbox"/> PMSLV <input type="checkbox"/> PMPGV <input type="checkbox"/> TRQ	
41: Switch to commercial power built-in sequence (60 Hz)	"ISW60"
<input type="checkbox"/> V/f <input type="checkbox"/> PGV/f <input type="checkbox"/> SLV <input type="checkbox"/> PGV <input type="checkbox"/> PMSLV <input type="checkbox"/> PMPGV <input type="checkbox"/> TRQ	
46 (1046): Overload stop enable command	"OLS"
<input type="checkbox"/> V/f <input type="checkbox"/> PGV/f <input type="checkbox"/> SLV <input type="checkbox"/> PGV <input type="checkbox"/> PMSLV <input type="checkbox"/> PMPGV <input type="checkbox"/> TRQ	
47 (1047): Servo lock command	"LOCK"
<input type="checkbox"/> V/f <input type="checkbox"/> PGV/f <input type="checkbox"/> SLV <input type="checkbox"/> PGV <input type="checkbox"/> PMSLV <input type="checkbox"/> PMPGV <input type="checkbox"/> TRQ	
59 (1059): Battery operation selection	"BATRY"
<input type="checkbox"/> V/f <input type="checkbox"/> PGV/f <input type="checkbox"/> SLV <input type="checkbox"/> PGV <input type="checkbox"/> PMSLV <input type="checkbox"/> PMPGV <input type="checkbox"/> TRQ	
60 (1060): Select torque bias 1	"TB1"
<input type="checkbox"/> V/f <input type="checkbox"/> PGV/f <input type="checkbox"/> SLV <input type="checkbox"/> PGV <input type="checkbox"/> PMSLV <input type="checkbox"/> PMPGV <input type="checkbox"/> TRQ	
61 (1061): Select torque bias 2	"TB2"
<input type="checkbox"/> V/f <input type="checkbox"/> PGV/f <input type="checkbox"/> SLV <input type="checkbox"/> PGV <input type="checkbox"/> PMSLV <input type="checkbox"/> PMPGV <input type="checkbox"/> TRQ	
62 (1062): Hold torque bias	"H-TB"
<input type="checkbox"/> V/f <input type="checkbox"/> PGV/f <input type="checkbox"/> SLV <input type="checkbox"/> PGV <input type="checkbox"/> PMSLV <input type="checkbox"/> PMPGV <input type="checkbox"/> TRQ	
65 (1065): Check brake	"BRKE"
<input type="checkbox"/> V/f <input type="checkbox"/> PGV/f <input type="checkbox"/> SLV <input type="checkbox"/> PGV <input type="checkbox"/> PMSLV <input type="checkbox"/> PMPGV <input type="checkbox"/> TRQ	
70 (1070): Cancel line speed control	"Hz/LSC"
<input type="checkbox"/> V/f <input type="checkbox"/> PGV/f <input type="checkbox"/> SLV <input type="checkbox"/> PGV <input type="checkbox"/> PMSLV <input type="checkbox"/> PMPGV <input type="checkbox"/> TRQ	
71 (1071): Hold line speed control frequency in the memory	"LSC-HLD"
<input type="checkbox"/> V/f <input type="checkbox"/> PGV/f <input type="checkbox"/> SLV <input type="checkbox"/> PGV <input type="checkbox"/> PMSLV <input type="checkbox"/> PMPGV <input type="checkbox"/> TRQ	
72 (1072): Input during operation with commercial power supply (motor 1)	"CRUN-M1"
<input type="checkbox"/> V/f <input type="checkbox"/> PGV/f <input type="checkbox"/> SLV <input type="checkbox"/> PGV <input type="checkbox"/> PMSLV <input type="checkbox"/> PMPGV <input type="checkbox"/> TRQ	
73 (1073): Input during operation with commercial power supply (motor 2)	"CRUN-M2"
<input type="checkbox"/> V/f <input type="checkbox"/> PGV/f <input type="checkbox"/> SLV <input type="checkbox"/> PGV <input type="checkbox"/> PMSLV <input type="checkbox"/> PMPGV <input type="checkbox"/> TRQ	



74 (1074): Count the run time of commercial power-driven motor 3 "CRUN-M3"	<input type="checkbox"/> V/f <input type="checkbox"/> PGV/f <input type="checkbox"/> SLV <input type="checkbox"/> PGV <input type="checkbox"/> PMSLV <input type="checkbox"/> PMPGV <input type="checkbox"/> TRQ
75 (1075): Count the run time of commercial power-driven motor 4 "CRUN-M4"	<input type="checkbox"/> V/f <input type="checkbox"/> PGV/f <input type="checkbox"/> SLV <input type="checkbox"/> PGV <input type="checkbox"/> PMSLV <input type="checkbox"/> PMPGV <input type="checkbox"/> TRQ
76 (1076): Select droop control "DROOP"	<input type="checkbox"/> V/f <input type="checkbox"/> PGV/f <input type="checkbox"/> SLV <input type="checkbox"/> PGV <input type="checkbox"/> PMSLV <input type="checkbox"/> PMPGV <input type="checkbox"/> TRQ
77 (1077): Speed deviation error cancel "PG-CCL"	<input type="checkbox"/> V/f <input type="checkbox"/> PGV/f <input type="checkbox"/> SLV <input type="checkbox"/> PGV <input type="checkbox"/> PMSLV <input type="checkbox"/> PMPGV <input type="checkbox"/> TRQ
78 (1078): Speed control parameter selection 1 "MPRM1"	<input type="checkbox"/> V/f <input type="checkbox"/> PGV/f <input type="checkbox"/> SLV <input type="checkbox"/> PGV <input type="checkbox"/> PMSLV <input type="checkbox"/> PMPGV <input type="checkbox"/> TRQ
79 (1079): Speed control parameter selection 2 "MPRM2"	<input type="checkbox"/> V/f <input type="checkbox"/> PGV/f <input type="checkbox"/> SLV <input type="checkbox"/> PGV <input type="checkbox"/> PMSLV <input type="checkbox"/> PMPGV <input type="checkbox"/> TRQ
80 (1080): Cancel customizable logic "CLC"	<input type="checkbox"/> V/f <input type="checkbox"/> PGV/f <input type="checkbox"/> SLV <input type="checkbox"/> PGV <input type="checkbox"/> PMSLV <input type="checkbox"/> PMPGV <input type="checkbox"/> TRQ
81 (1081): Clear all customizable logic timers "CLTC"	<input type="checkbox"/> V/f <input type="checkbox"/> PGV/f <input type="checkbox"/> SLV <input type="checkbox"/> PGV <input type="checkbox"/> PMSLV <input type="checkbox"/> PMPGV <input type="checkbox"/> TRQ
82 (1082): Anti-regenerative control cancel "AR-CCL"	<input type="checkbox"/> V/f <input type="checkbox"/> PGV/f <input type="checkbox"/> SLV <input type="checkbox"/> PGV <input type="checkbox"/> PMSLV <input type="checkbox"/> PMPGV <input type="checkbox"/> TRQ
83 (1083): PG input switching "PG-SEL"	<input type="checkbox"/> V/f <input type="checkbox"/> PGV/f <input type="checkbox"/> SLV <input type="checkbox"/> PGV <input type="checkbox"/> PMSLV <input type="checkbox"/> PMPGV <input type="checkbox"/> TRQ
84 (1084): Acceleration/deceleration cancel (bypass) "BPS"	<input type="checkbox"/> V/f <input type="checkbox"/> PGV/f <input type="checkbox"/> SLV <input type="checkbox"/> PGV <input type="checkbox"/> PMSLV <input type="checkbox"/> PMPGV <input type="checkbox"/> TRQ
94: Forward rotation JOG "FJOG"	<input type="checkbox"/> V/f <input type="checkbox"/> PGV/f <input type="checkbox"/> SLV <input type="checkbox"/> PGV <input type="checkbox"/> PMSLV <input type="checkbox"/> PMPGV <input type="checkbox"/> TRQ
95: Reverse rotation JOG "RJOG"	<input type="checkbox"/> V/f <input type="checkbox"/> PGV/f <input type="checkbox"/> SLV <input type="checkbox"/> PGV <input type="checkbox"/> PMSLV <input type="checkbox"/> PMPGV <input type="checkbox"/> TRQ
97 (1097): Direction command "DIR"	<input type="checkbox"/> V/f <input type="checkbox"/> PGV/f <input type="checkbox"/> SLV <input type="checkbox"/> PGV <input type="checkbox"/> PMSLV <input type="checkbox"/> PMPGV <input type="checkbox"/> TRQ
100: No assignment "NONE"	<input type="checkbox"/> V/f <input type="checkbox"/> PGV/f <input type="checkbox"/> SLV <input type="checkbox"/> PGV <input type="checkbox"/> PMSLV <input type="checkbox"/> PMPGV <input type="checkbox"/> TRQ
105 (1105): Light load automatic double speed judgment permission "LAC-ENB"	<input type="checkbox"/> V/f <input type="checkbox"/> PGV/f <input type="checkbox"/> SLV <input type="checkbox"/> PGV <input type="checkbox"/> PMSLV <input type="checkbox"/> PMPGV <input type="checkbox"/> TRQ
110 (1110): Servo lock gain selection "LSG2"	<input type="checkbox"/> V/f <input type="checkbox"/> PGV/f <input type="checkbox"/> SLV <input type="checkbox"/> PGV <input type="checkbox"/> PMSLV <input type="checkbox"/> PMPGV <input type="checkbox"/> TRQ
116 (1116): AVR cancel "AVR-CCL"	<input type="checkbox"/> V/f <input type="checkbox"/> PGV/f <input type="checkbox"/> SLV <input type="checkbox"/> PGV <input type="checkbox"/> PMSLV <input type="checkbox"/> PMPGV <input type="checkbox"/> TRQ
119 (1119): Speed regulator P selection "P-SEL"	<input type="checkbox"/> V/f <input type="checkbox"/> PGV/f <input type="checkbox"/> SLV <input type="checkbox"/> PGV <input type="checkbox"/> PMSLV <input type="checkbox"/> PMPGV <input type="checkbox"/> TRQ
121 (1121) to 129 (1129): Customizable logic input 1 to 9 "CLI1" to "CLI9"	<input type="checkbox"/> V/f <input type="checkbox"/> PGV/f <input type="checkbox"/> SLV <input type="checkbox"/> PGV <input type="checkbox"/> PMSLV <input type="checkbox"/> PMPGV <input type="checkbox"/> TRQ
134 (1134): Forced operation command "FMS"	<input type="checkbox"/> V/f <input type="checkbox"/> PGV/f <input type="checkbox"/> SLV <input type="checkbox"/> PGV <input type="checkbox"/> PMSLV <input type="checkbox"/> PMPGV <input type="checkbox"/> TRQ
135 (1135): Travel/absolute position switching "INC/ABS"	<input type="checkbox"/> V/f <input type="checkbox"/> PGV/f <input type="checkbox"/> SLV <input type="checkbox"/> PGV <input type="checkbox"/> PMSLV <input type="checkbox"/> PMPGV <input type="checkbox"/> TRQ
136 (1136): Orientation command "ORT"	<input type="checkbox"/> V/f <input type="checkbox"/> PGV/f <input type="checkbox"/> SLV <input type="checkbox"/> PGV <input type="checkbox"/> PMSLV <input type="checkbox"/> PMPGV <input type="checkbox"/> TRQ
137 (1137): Position control/speed control switching "POS/Hz"	<input type="checkbox"/> V/f <input type="checkbox"/> PGV/f <input type="checkbox"/> SLV <input type="checkbox"/> PGV <input type="checkbox"/> PMSLV <input type="checkbox"/> PMPGV <input type="checkbox"/> TRQ
138 (1138): Homing command "ORG"	<input type="checkbox"/> V/f <input type="checkbox"/> PGV/f <input type="checkbox"/> SLV <input type="checkbox"/> PGV <input type="checkbox"/> PMSLV <input type="checkbox"/> PMPGV <input type="checkbox"/> TRQ
141 (1141): Position clear command "P-CLR"	<input type="checkbox"/> V/f <input type="checkbox"/> PGV/f <input type="checkbox"/> SLV <input type="checkbox"/> PGV <input type="checkbox"/> PMSLV <input type="checkbox"/> PMPGV <input type="checkbox"/> TRQ
142 (1142): Position preset command "P-PRESET"	<input type="checkbox"/> V/f <input type="checkbox"/> PGV/f <input type="checkbox"/> SLV <input type="checkbox"/> PGV <input type="checkbox"/> PMSLV <input type="checkbox"/> PMPGV <input type="checkbox"/> TRQ
143 (1143): Teaching command "TEACH"	<input type="checkbox"/> V/f <input type="checkbox"/> PGV/f <input type="checkbox"/> SLV <input type="checkbox"/> PGV <input type="checkbox"/> PMSLV <input type="checkbox"/> PMPGV <input type="checkbox"/> TRQ
144 (1144): Positioning data change command "POS-SET"	<input type="checkbox"/> V/f <input type="checkbox"/> PGV/f <input type="checkbox"/> SLV <input type="checkbox"/> PGV <input type="checkbox"/> PMSLV <input type="checkbox"/> PMPGV <input type="checkbox"/> TRQ
145 (1145): Positioning data selection 1 "POS-SEL1"	<input type="checkbox"/> V/f <input type="checkbox"/> PGV/f <input type="checkbox"/> SLV <input type="checkbox"/> PGV <input type="checkbox"/> PMSLV <input type="checkbox"/> PMPGV <input type="checkbox"/> TRQ
146 (1146): Positioning data selection 2 "POS-SEL2"	<input type="checkbox"/> V/f <input type="checkbox"/> PGV/f <input type="checkbox"/> SLV <input type="checkbox"/> PGV <input type="checkbox"/> PMSLV <input type="checkbox"/> PMPGV <input type="checkbox"/> TRQ
147 (1147): Positioning data selection 4 "POS-SEL4"	<input type="checkbox"/> V/f <input type="checkbox"/> PGV/f <input type="checkbox"/> SLV <input type="checkbox"/> PGV <input type="checkbox"/> PMSLV <input type="checkbox"/> PMPGV <input type="checkbox"/> TRQ
169 (1169): Initial diameter set command "D-SET"	<input type="checkbox"/> V/f <input type="checkbox"/> PGV/f <input type="checkbox"/> SLV <input type="checkbox"/> PGV <input type="checkbox"/> PMSLV <input type="checkbox"/> PMPGV <input type="checkbox"/> TRQ
170 (1170): Winding diameter calculation hold command "D-HLD"	<input type="checkbox"/> V/f <input type="checkbox"/> PGV/f <input type="checkbox"/> SLV <input type="checkbox"/> PGV <input type="checkbox"/> PMSLV <input type="checkbox"/> PMPGV <input type="checkbox"/> TRQ

E71	M-LED indicator (Function selection)	171 (1171): PID control multistage command 1	"PID-SS1"	N	Y	100
		<input type="checkbox"/> V/f <input type="checkbox"/> PGV/f <input type="checkbox"/> SLV <input type="checkbox"/> PGV <input type="checkbox"/> PMSLV <input type="checkbox"/> PMPGV <input type="checkbox"/> TRQ				
		172 (1172): PID control multistage command 2	"PID-SS2"			
		* Inside the ( ) is the negative logic signal (OFF at short-circuit).				
		<input type="checkbox"/> V/f <input type="checkbox"/> PGV/f <input type="checkbox"/> SLV <input type="checkbox"/> PGV <input type="checkbox"/> PMSLV <input type="checkbox"/> PMPGV <input type="checkbox"/> TRQ				
		0 (1000): Inverter running	"RUN"			
		<input type="checkbox"/> V/f <input type="checkbox"/> PGV/f <input type="checkbox"/> SLV <input type="checkbox"/> PGV <input type="checkbox"/> PMSLV <input type="checkbox"/> PMPGV <input type="checkbox"/> TRQ				
		1 (1001): Frequency (speed) arrival	"FAR"			
		<input type="checkbox"/> V/f <input type="checkbox"/> PGV/f <input type="checkbox"/> SLV <input type="checkbox"/> PGV <input type="checkbox"/> PMSLV <input type="checkbox"/> PMPGV <input type="checkbox"/> TRQ				
		2 (1002): Frequency (speed) detected	"FDT"			
		<input type="checkbox"/> V/f <input type="checkbox"/> PGV/f <input type="checkbox"/> SLV <input type="checkbox"/> PGV <input type="checkbox"/> PMSLV <input type="checkbox"/> PMPGV <input type="checkbox"/> TRQ				
		3 (1003): Under voltage detected (inverter stopped)	"LU"			
		<input type="checkbox"/> V/f <input type="checkbox"/> PGV/f <input type="checkbox"/> SLV <input type="checkbox"/> PGV <input type="checkbox"/> PMSLV <input type="checkbox"/> PMPGV <input type="checkbox"/> TRQ				
		4 (1004): Detected torque polarity	"B/D"			
		<input type="checkbox"/> V/f <input type="checkbox"/> PGV/f <input type="checkbox"/> SLV <input type="checkbox"/> PGV <input type="checkbox"/> PMSLV <input type="checkbox"/> PMPGV <input type="checkbox"/> TRQ				
		5 (1005): Inverter output limiting	"IOL"			
		<input type="checkbox"/> V/f <input type="checkbox"/> PGV/f <input type="checkbox"/> SLV <input type="checkbox"/> PGV <input type="checkbox"/> PMSLV <input type="checkbox"/> PMPGV <input type="checkbox"/> TRQ				
		6 (1006): Auto-restarting after momentary power failure	"IPF"			
		<input type="checkbox"/> V/f <input type="checkbox"/> PGV/f <input type="checkbox"/> SLV <input type="checkbox"/> PGV <input type="checkbox"/> PMSLV <input type="checkbox"/> PMPGV <input type="checkbox"/> TRQ				
		7 (1007): Motor overload early warning	"OL"			
		<input type="checkbox"/> V/f <input type="checkbox"/> PGV/f <input type="checkbox"/> SLV <input type="checkbox"/> PGV <input type="checkbox"/> PMSLV <input type="checkbox"/> PMPGV <input type="checkbox"/> TRQ				
		8 (1008): Keypad operation	"KP"			
		<input type="checkbox"/> V/f <input type="checkbox"/> PGV/f <input type="checkbox"/> SLV <input type="checkbox"/> PGV <input type="checkbox"/> PMSLV <input type="checkbox"/> PMPGV <input type="checkbox"/> TRQ				
		10 (1010): Inverter ready to run	"RDY"			
		<input type="checkbox"/> V/f <input type="checkbox"/> PGV/f <input type="checkbox"/> SLV <input type="checkbox"/> PGV <input type="checkbox"/> PMSLV <input type="checkbox"/> PMPGV <input type="checkbox"/> TRQ				
		16 (1016): Pattern operation stage transition	"TU"			
		<input type="checkbox"/> V/f <input type="checkbox"/> PGV/f <input type="checkbox"/> SLV <input type="checkbox"/> PGV <input type="checkbox"/> PMSLV <input type="checkbox"/> PMPGV <input type="checkbox"/> TRQ				
		17 (1017): Pattern operation cycle completed	"TO"			
		<input type="checkbox"/> V/f <input type="checkbox"/> PGV/f <input type="checkbox"/> SLV <input type="checkbox"/> PGV <input type="checkbox"/> PMSLV <input type="checkbox"/> PMPGV <input type="checkbox"/> TRQ				
		18 (1018): Pattern operation stage 1	"STG1"			
		<input type="checkbox"/> V/f <input type="checkbox"/> PGV/f <input type="checkbox"/> SLV <input type="checkbox"/> PGV <input type="checkbox"/> PMSLV <input type="checkbox"/> PMPGV <input type="checkbox"/> TRQ				
		19 (1019): Pattern operation stage 2	"STG2"			
		<input type="checkbox"/> V/f <input type="checkbox"/> PGV/f <input type="checkbox"/> SLV <input type="checkbox"/> PGV <input type="checkbox"/> PMSLV <input type="checkbox"/> PMPGV <input type="checkbox"/> TRQ				
		20 (1020): Pattern operation stage 4	"STG4"			
		<input type="checkbox"/> V/f <input type="checkbox"/> PGV/f <input type="checkbox"/> SLV <input type="checkbox"/> PGV <input type="checkbox"/> PMSLV <input type="checkbox"/> PMPGV <input type="checkbox"/> TRQ				
		21 (1021): Frequency (speed) arrival 2	"FAR2"			
		<input type="checkbox"/> V/f <input type="checkbox"/> PGV/f <input type="checkbox"/> SLV <input type="checkbox"/> PGV <input type="checkbox"/> PMSLV <input type="checkbox"/> PMPGV <input type="checkbox"/> TRQ				
		22 (1022): Inverter output limiting with delay	"IOL2"			
		<input type="checkbox"/> V/f <input type="checkbox"/> PGV/f <input type="checkbox"/> SLV <input type="checkbox"/> PGV <input type="checkbox"/> PMSLV <input type="checkbox"/> PMPGV <input type="checkbox"/> TRQ				
		25 (1025): Cooling fan in operation	"FAN"			
		<input type="checkbox"/> V/f <input type="checkbox"/> PGV/f <input type="checkbox"/> SLV <input type="checkbox"/> PGV <input type="checkbox"/> PMSLV <input type="checkbox"/> PMPGV <input type="checkbox"/> TRQ				
		26 (1026): Auto-resetting	"TRY"			
		<input type="checkbox"/> V/f <input type="checkbox"/> PGV/f <input type="checkbox"/> SLV <input type="checkbox"/> PGV <input type="checkbox"/> PMSLV <input type="checkbox"/> PMPGV <input type="checkbox"/> TRQ				
		28 (1028): Heat sink overheat early warning	"OH"			
		<input type="checkbox"/> V/f <input type="checkbox"/> PGV/f <input type="checkbox"/> SLV <input type="checkbox"/> PGV <input type="checkbox"/> PMSLV <input type="checkbox"/> PMPGV <input type="checkbox"/> TRQ				
		29 (1029): Master-follower operation complete	"SY"			
		<input type="checkbox"/> V/f <input type="checkbox"/> PGV/f <input type="checkbox"/> SLV <input type="checkbox"/> PGV <input type="checkbox"/> PMSLV <input type="checkbox"/> PMPGV <input type="checkbox"/> TRQ				
30 (1030): Lifetime alarm	"LIFE"					
<input type="checkbox"/> V/f <input type="checkbox"/> PGV/f <input type="checkbox"/> SLV <input type="checkbox"/> PGV <input type="checkbox"/> PMSLV <input type="checkbox"/> PMPGV <input type="checkbox"/> TRQ						
31 (1031): Frequency (speed) detected 2	"FDT2"					
<input type="checkbox"/> V/f <input type="checkbox"/> PGV/f <input type="checkbox"/> SLV <input type="checkbox"/> PGV <input type="checkbox"/> PMSLV <input type="checkbox"/> PMPGV <input type="checkbox"/> TRQ						
33 (1033): Reference loss detected	"REF OFF"					
<input type="checkbox"/> V/f <input type="checkbox"/> PGV/f <input type="checkbox"/> SLV <input type="checkbox"/> PGV <input type="checkbox"/> PMSLV <input type="checkbox"/> PMPGV <input type="checkbox"/> TRQ						
35 (1035): Inverter outputting	"RUN 2"					
<input type="checkbox"/> V/f <input type="checkbox"/> PGV/f <input type="checkbox"/> SLV <input type="checkbox"/> PGV <input type="checkbox"/> PMSLV <input type="checkbox"/> PMPGV <input type="checkbox"/> TRQ						
36 (1036): Overload prevention controlling	"OLP"					
<input type="checkbox"/> V/f <input type="checkbox"/> PGV/f <input type="checkbox"/> SLV <input type="checkbox"/> PGV <input type="checkbox"/> PMSLV <input type="checkbox"/> PMPGV <input type="checkbox"/> TRQ						
37 (1037): Current detected	"ID"					
<input type="checkbox"/> V/f <input type="checkbox"/> PGV/f <input type="checkbox"/> SLV <input type="checkbox"/> PGV <input type="checkbox"/> PMSLV <input type="checkbox"/> PMPGV <input type="checkbox"/> TRQ						
38 (1038): Current detected 2	"ID2"					
<input type="checkbox"/> V/f <input type="checkbox"/> PGV/f <input type="checkbox"/> SLV <input type="checkbox"/> PGV <input type="checkbox"/> PMSLV <input type="checkbox"/> PMPGV <input type="checkbox"/> TRQ						
39 (1039): Current detected 3	"ID3"					
<input type="checkbox"/> V/f <input type="checkbox"/> PGV/f <input type="checkbox"/> SLV <input type="checkbox"/> PGV <input type="checkbox"/> PMSLV <input type="checkbox"/> PMPGV <input type="checkbox"/> TRQ						
41 (1041): Low current detected	"IDL"					
<input type="checkbox"/> V/f <input type="checkbox"/> PGV/f <input type="checkbox"/> SLV <input type="checkbox"/> PGV <input type="checkbox"/> PMSLV <input type="checkbox"/> PMPGV <input type="checkbox"/> TRQ						
42 (1042): PID alarm	"PID-ALM"					
<input type="checkbox"/> V/f <input type="checkbox"/> PGV/f <input type="checkbox"/> SLV <input type="checkbox"/> PGV <input type="checkbox"/> PMSLV <input type="checkbox"/> PMPGV <input type="checkbox"/> TRQ						
43 (1043): Under PID control	"PID-CTL"					
<input type="checkbox"/> V/f <input type="checkbox"/> PGV/f <input type="checkbox"/> SLV <input type="checkbox"/> PGV <input type="checkbox"/> PMSLV <input type="checkbox"/> PMPGV <input type="checkbox"/> TRQ						
44 (1044): Under sleep mode of PID control	"PID-STP"					
<input type="checkbox"/> V/f <input type="checkbox"/> PGV/f <input type="checkbox"/> SLV <input type="checkbox"/> PGV <input type="checkbox"/> PMSLV <input type="checkbox"/> PMPGV <input type="checkbox"/> TRQ						
45 (1045): Low torque detected	"U-TL"					

<input type="checkbox"/> V/f <input type="checkbox"/> PGV/f <input type="checkbox"/> SLV <input type="checkbox"/> PGV <input type="checkbox"/> PMSLV <input type="checkbox"/> PMPGV <input type="checkbox"/> TRQ	46 (1046): Torque detected 1	"TD1"
<input type="checkbox"/> V/f <input type="checkbox"/> PGV/f <input type="checkbox"/> SLV <input type="checkbox"/> PGV <input type="checkbox"/> PMSLV <input type="checkbox"/> PMPGV <input type="checkbox"/> TRQ	47 (1047): Torque detected 2	"TD2"
<input type="checkbox"/> V/f <input type="checkbox"/> PGV/f <input type="checkbox"/> SLV <input type="checkbox"/> PGV <input type="checkbox"/> PMSLV <input type="checkbox"/> PMPGV <input type="checkbox"/> TRQ	48 (1048): Motor 1 selected	"SWM1"
<input type="checkbox"/> V/f <input type="checkbox"/> PGV/f <input type="checkbox"/> SLV <input type="checkbox"/> PGV <input type="checkbox"/> PMSLV <input type="checkbox"/> PMPGV <input type="checkbox"/> TRQ	49 (1049): Motor 2 selected	"SWM2"
<input type="checkbox"/> V/f <input type="checkbox"/> PGV/f <input type="checkbox"/> SLV <input type="checkbox"/> PGV <input type="checkbox"/> PMSLV <input type="checkbox"/> PMPGV <input type="checkbox"/> TRQ	50 (1050): Motor 3 selected	"SWM3"
<input type="checkbox"/> V/f <input type="checkbox"/> PGV/f <input type="checkbox"/> SLV <input type="checkbox"/> PGV <input type="checkbox"/> PMSLV <input type="checkbox"/> PMPGV <input type="checkbox"/> TRQ	51 (1051): Motor 4 selected	"SWM4"
<input type="checkbox"/> V/f <input type="checkbox"/> PGV/f <input type="checkbox"/> SLV <input type="checkbox"/> PGV <input type="checkbox"/> PMSLV <input type="checkbox"/> PMPGV <input type="checkbox"/> TRQ	52 (1052): Forward rotation	"FRUN"
<input type="checkbox"/> V/f <input type="checkbox"/> PGV/f <input type="checkbox"/> SLV <input type="checkbox"/> PGV <input type="checkbox"/> PMSLV <input type="checkbox"/> PMPGV <input type="checkbox"/> TRQ	53 (1053): Reverse rotation	"RRUN"
<input type="checkbox"/> V/f <input type="checkbox"/> PGV/f <input type="checkbox"/> SLV <input type="checkbox"/> PGV <input type="checkbox"/> PMSLV <input type="checkbox"/> PMPGV <input type="checkbox"/> TRQ	54 (1054): Under remote mode	"RMT"
<input type="checkbox"/> V/f <input type="checkbox"/> PGV/f <input type="checkbox"/> SLV <input type="checkbox"/> PGV <input type="checkbox"/> PMSLV <input type="checkbox"/> PMPGV <input type="checkbox"/> TRQ	56 (1056): Motor overheat detected by thermistor	"THM"
<input type="checkbox"/> V/f <input type="checkbox"/> PGV/f <input type="checkbox"/> SLV <input type="checkbox"/> PGV <input type="checkbox"/> PMSLV <input type="checkbox"/> PMPGV <input type="checkbox"/> TRQ	57 (1057): Mechanical brake control	"BRKS"
<input type="checkbox"/> V/f <input type="checkbox"/> PGV/f <input type="checkbox"/> SLV <input type="checkbox"/> PGV <input type="checkbox"/> PMSLV <input type="checkbox"/> PMPGV <input type="checkbox"/> TRQ	58 (1058): Frequency (speed) detected 3	"FDT3"
<input type="checkbox"/> V/f <input type="checkbox"/> PGV/f <input type="checkbox"/> SLV <input type="checkbox"/> PGV <input type="checkbox"/> PMSLV <input type="checkbox"/> PMPGV <input type="checkbox"/> TRQ	59 (1059): Current input wire break detection (terminal [C1] and [C2])	"C1OFF"
<input type="checkbox"/> V/f <input type="checkbox"/> PGV/f <input type="checkbox"/> SLV <input type="checkbox"/> PGV <input type="checkbox"/> PMSLV <input type="checkbox"/> PMPGV <input type="checkbox"/> TRQ	70 (1070): Speed valid	"DNZS"
<input type="checkbox"/> V/f <input type="checkbox"/> PGV/f <input type="checkbox"/> SLV <input type="checkbox"/> PGV <input type="checkbox"/> PMSLV <input type="checkbox"/> PMPGV <input type="checkbox"/> TRQ	71 (1071): Speed agreement	"DSAG"
<input type="checkbox"/> V/f <input type="checkbox"/> PGV/f <input type="checkbox"/> SLV <input type="checkbox"/> PGV <input type="checkbox"/> PMSLV <input type="checkbox"/> PMPGV <input type="checkbox"/> TRQ	72 (1072): Frequency (speed) arrival 3	"FAR3"
<input type="checkbox"/> V/f <input type="checkbox"/> PGV/f <input type="checkbox"/> SLV <input type="checkbox"/> PGV <input type="checkbox"/> PMSLV <input type="checkbox"/> PMPGV <input type="checkbox"/> TRQ	76 (1076): Speed mismatch error detection	"PG-ERR"
<input type="checkbox"/> V/f <input type="checkbox"/> PGV/f <input type="checkbox"/> SLV <input type="checkbox"/> PGV <input type="checkbox"/> PMSLV <input type="checkbox"/> PMPGV <input type="checkbox"/> TRQ	77 (1077): Low DC link bus voltage detection	"U-EDC"
<input type="checkbox"/> V/f <input type="checkbox"/> PGV/f <input type="checkbox"/> SLV <input type="checkbox"/> PGV <input type="checkbox"/> PMSLV <input type="checkbox"/> PMPGV <input type="checkbox"/> TRQ	79 (1079): During decelerating at momentary power failure	"IPF2"
<input type="checkbox"/> V/f <input type="checkbox"/> PGV/f <input type="checkbox"/> SLV <input type="checkbox"/> PGV <input type="checkbox"/> PMSLV <input type="checkbox"/> PMPGV <input type="checkbox"/> TRQ	82 (1082): Positioning complete	"PSET"
<input type="checkbox"/> V/f <input type="checkbox"/> PGV/f <input type="checkbox"/> SLV <input type="checkbox"/> PGV <input type="checkbox"/> PMSLV <input type="checkbox"/> PMPGV <input type="checkbox"/> TRQ	84 (1084): Maintenance timer counted up	"MNT"
<input type="checkbox"/> V/f <input type="checkbox"/> PGV/f <input type="checkbox"/> SLV <input type="checkbox"/> PGV <input type="checkbox"/> PMSLV <input type="checkbox"/> PMPGV <input type="checkbox"/> TRQ	87 (1087): Frequency arrival and detected	"FARFDT"
<input type="checkbox"/> V/f <input type="checkbox"/> PGV/f <input type="checkbox"/> SLV <input type="checkbox"/> PGV <input type="checkbox"/> PMSLV <input type="checkbox"/> PMPGV <input type="checkbox"/> TRQ	89 (1089): Magnetic pole position detection complete signal	"PTD"
<input type="checkbox"/> V/f <input type="checkbox"/> PGV/f <input type="checkbox"/> SLV <input type="checkbox"/> PGV <input type="checkbox"/> PMSLV <input type="checkbox"/> PMPGV <input type="checkbox"/> TRQ	95 (1095): Forced operation	"FMRUN"
<input type="checkbox"/> V/f <input type="checkbox"/> PGV/f <input type="checkbox"/> SLV <input type="checkbox"/> PGV <input type="checkbox"/> PMSLV <input type="checkbox"/> PMPGV <input type="checkbox"/> TRQ	98 (1098): Light alarm	"L-ALM"
<input type="checkbox"/> V/f <input type="checkbox"/> PGV/f <input type="checkbox"/> SLV <input type="checkbox"/> PGV <input type="checkbox"/> PMSLV <input type="checkbox"/> PMPGV <input type="checkbox"/> TRQ	99 (1099): Alarm output	"ALM"
<input type="checkbox"/> V/f <input type="checkbox"/> PGV/f <input type="checkbox"/> SLV <input type="checkbox"/> PGV <input type="checkbox"/> PMSLV <input type="checkbox"/> PMPGV <input type="checkbox"/> TRQ	100: No assignment	"NONE"
<input type="checkbox"/> V/f <input type="checkbox"/> PGV/f <input type="checkbox"/> SLV <input type="checkbox"/> PGV <input type="checkbox"/> PMSLV <input type="checkbox"/> PMPGV <input type="checkbox"/> TRQ	101 (1101): EN circuit failure detected	"DECF"
<input type="checkbox"/> V/f <input type="checkbox"/> PGV/f <input type="checkbox"/> SLV <input type="checkbox"/> PGV <input type="checkbox"/> PMSLV <input type="checkbox"/> PMPGV <input type="checkbox"/> TRQ	102 (1102): EN terminal input OFF	"ENOFF"
<input type="checkbox"/> V/f <input type="checkbox"/> PGV/f <input type="checkbox"/> SLV <input type="checkbox"/> PGV <input type="checkbox"/> PMSLV <input type="checkbox"/> PMPGV <input type="checkbox"/> TRQ	105 (1105): Braking transistor broken	"DBAL"
<input type="checkbox"/> V/f <input type="checkbox"/> PGV/f <input type="checkbox"/> SLV <input type="checkbox"/> PGV <input type="checkbox"/> PMSLV <input type="checkbox"/> PMPGV <input type="checkbox"/> TRQ	111 (1111) to 124(1124): Customizable logic output signal 1 to 14	"CLO1" to "CLO14"
<input type="checkbox"/> V/f <input type="checkbox"/> PGV/f <input type="checkbox"/> SLV <input type="checkbox"/> PGV <input type="checkbox"/> PMSLV <input type="checkbox"/> PMPGV <input type="checkbox"/> TRQ	131 (1131): Speed limiting	"S-LIM"
<input type="checkbox"/> V/f <input type="checkbox"/> PGV/f <input type="checkbox"/> SLV <input type="checkbox"/> PGV <input type="checkbox"/> PMSLV <input type="checkbox"/> PMPGV <input type="checkbox"/> TRQ	132 to 1132: Torque limit level	"T-LIM"
<input type="checkbox"/> V/f <input type="checkbox"/> PGV/f <input type="checkbox"/> SLV <input type="checkbox"/> PGV <input type="checkbox"/> PMSLV <input type="checkbox"/> PMPGV <input type="checkbox"/> TRQ	133 (1133): Low current detection	"IDL2"
<input type="checkbox"/> V/f <input type="checkbox"/> PGV/f <input type="checkbox"/> SLV <input type="checkbox"/> PGV <input type="checkbox"/> PMSLV <input type="checkbox"/> PMPGV <input type="checkbox"/> TRQ	135 (1135): Dancer upper limit position warning signal	"D-UPFL"
<input type="checkbox"/> V/f <input type="checkbox"/> PGV/f <input type="checkbox"/> SLV <input type="checkbox"/> PGV <input type="checkbox"/> PMSLV <input type="checkbox"/> PMPGV <input type="checkbox"/> TRQ		

5.2 Function Code Tables

		136 (1136): Dancer lower limit position warning signal [V/f] [PGV/f] [SLV] [PGV] [PMSLV] [PMPGV] [TRQ] "D-DNFL"				
		137 (1137): Dancer position limit warning signal [V/f] [PGV/f] [SLV] [PGV] [PMSLV] [PMPGV] [TRQ] "D-FL"				
		151 (1151): Overtravel detection [V/f] [PGV/f] [SLV] [PGV] [PMSLV] [PMPGV] [TRQ] "OT-OUT"				
		152 (1152): Forced stop detection [V/f] [PGV/f] [SLV] [PGV] [PMSLV] [PMPGV] [TRQ] "STOP-OUT"				
		153 (1153): Pass point detection 1 [V/f] [PGV/f] [SLV] [PGV] [PMSLV] [PMPGV] [TRQ] "PPAS1"				
		154 (1154): Pass point detection 2 [V/f] [PGV/f] [SLV] [PGV] [PMSLV] [PMPGV] [TRQ] "PPAS2"				
		158 (1158): Overload detection [V/f] [PGV/f] [SLV] [PGV] [PMSLV] [PMPGV] [TRQ] "LLIM"				
		159 (1159): Performing light load automatic double speed operation [V/f] [PGV/f] [SLV] [PGV] [PMSLV] [PMPGV] [TRQ] "LAC"				
		251 (1251): M/Shift key ON/OFF status [V/f] [PGV/f] [SLV] [PGV] [PMSLV] [PMPGV] [TRQ] "MTGL"				
		* Inside the ( ) is the negative logic signal (OFF at short-circuit).				
E76	DC link bus low-voltage detection level	[V/f] [PGV/f] [SLV] [PGV] [PMSLV] [PMPGV] [TRQ] 200 to 400 V (200V series) 400 to 800 V (400V series)	Y	Y2	235 470	5-210
E78	Torque detection 1 (Level)	[V/f] [PGV/f] [SLV] [PGV] [PMSLV] [PMPGV] [TRQ] 0 to 300%	Y	Y	100	5-211
E79	(Timer)	[V/f] [PGV/f] [SLV] [PGV] [PMSLV] [PMPGV] [TRQ] 0.01 to 600.00 s	Y	Y	10.00	
E80	Torque detection 2/ □ low torque detection (Level)	[V/f] [PGV/f] [SLV] [PGV] [PMSLV] [PMPGV] [TRQ] 0 to 300%	Y	Y	20	
E81	(Timer)	[V/f] [PGV/f] [SLV] [PGV] [PMSLV] [PMPGV] [TRQ] 0.01 to 600.00 s	Y	Y	20.00	
E98	Terminal [FWD] function	[V/f] [PGV/f] [SLV] [PGV] [PMSLV] [PMPGV] [TRQ] 0 (1000): Select multistep frequency (0 to 1 steps) "SS1"	N	Y	98	5-211
E99	Terminal [REV] function	[V/f] [PGV/f] [SLV] [PGV] [PMSLV] [PMPGV] [TRQ] 1 (1001): Select multistep frequency (0 to 3 steps) "SS2" [V/f] [PGV/f] [SLV] [PGV] [PMSLV] [PMPGV] [TRQ] 2 (1002): Select multistep frequency (0 to 7 steps) "SS4" [V/f] [PGV/f] [SLV] [PGV] [PMSLV] [PMPGV] [TRQ] 3 (1003): Select multistep frequency (0 to 15 steps) "SS8" [V/f] [PGV/f] [SLV] [PGV] [PMSLV] [PMPGV] [TRQ] 4 (1004): Select ACC/DEC time (2 steps) "RT1" [V/f] [PGV/f] [SLV] [PGV] [PMSLV] [PMPGV] [TRQ] 5 (1005): Select ACC/DEC time (4 steps) "RT2" [V/f] [PGV/f] [SLV] [PGV] [PMSLV] [PMPGV] [TRQ] 6 (1006): Select 3-wire operation "HLD" [V/f] [PGV/f] [SLV] [PGV] [PMSLV] [PMPGV] [TRQ] 7 (1007): Coast to a stop command "BX" [V/f] [PGV/f] [SLV] [PGV] [PMSLV] [PMPGV] [TRQ] 8 (1008): Reset alarm (Abnormal) "RST" [V/f] [PGV/f] [SLV] [PGV] [PMSLV] [PMPGV] [TRQ] 9 (1009): External alarm "THR" (9 = Active OFF/1009 = Active ON) [V/f] [PGV/f] [SLV] [PGV] [PMSLV] [PMPGV] [TRQ] 10 (1010): Ready for jogging "JOG" [V/f] [PGV/f] [SLV] [PGV] [PMSLV] [PMPGV] [TRQ] 11 (1011): Select frequency setting 2/ frequency setting 1 "Hz2/ Hz1" [V/f] [PGV/f] [SLV] [PGV] [PMSLV] [PMPGV] [TRQ] 12 (1012): Select motor 2 "M2" [V/f] [PGV/f] [SLV] [PGV] [PMSLV] [PMPGV] [TRQ] 13: DC braking command "DCBRK" [PMSLV] is valid only when P30 = 0 [V/f] [PGV/f] [SLV] [PGV] [PMSLV] [PMPGV] [TRQ] 14 (1014): Select torque limit 2/ torque limit 1 "TL2/ TL1" [V/f] [PGV/f] [SLV] [PGV] [PMSLV] [PMPGV] [TRQ] 15: Switch to commercial power (50 Hz) "SW50" [V/f] [PGV/f] [SLV] [PGV] [PMSLV] [PMPGV] [TRQ] 16: Switch to commercial power (60 Hz) "SW60" [V/f] [PGV/f] [SLV] [PGV] [PMSLV] [PMPGV] [TRQ] 17 (1017): UP command "UP" [V/f] [PGV/f] [SLV] [PGV] [PMSLV] [PMPGV] [TRQ] 18 (1018): DOWN command "DOWN" [V/f] [PGV/f] [SLV] [PGV] [PMSLV] [PMPGV] [TRQ] 19 (1019): Allow function code editing (data change enabled) "WE-KP" [V/f] [PGV/f] [SLV] [PGV] [PMSLV] [PMPGV] [TRQ] 20 (1020): Cancel PID control "Hz/PID"	N	Y	99	

<input type="checkbox"/> V/f	<input type="checkbox"/> PGV/f	<input type="checkbox"/> SLV	<input type="checkbox"/> PGV	<input type="checkbox"/> PMSLV	<input type="checkbox"/> PMPGV	<input type="checkbox"/> TRQ	21 (1021): Switch normal/ inverse operation	"IVS"
<input type="checkbox"/> V/f	<input type="checkbox"/> PGV/f	<input type="checkbox"/> SLV	<input type="checkbox"/> PGV	<input type="checkbox"/> PMSLV	<input type="checkbox"/> PMPGV	<input type="checkbox"/> TRQ	22 (1022): Interlock	"IL"
<input type="checkbox"/> V/f	<input type="checkbox"/> PGV/f	<input type="checkbox"/> SLV	<input type="checkbox"/> PGV	<input type="checkbox"/> PMSLV	<input type="checkbox"/> PMPGV	<input type="checkbox"/> TRQ	23 (1023): Cancel torque control	"Hz/TRQ"
<input type="checkbox"/> V/f	<input type="checkbox"/> PGV/f	<input type="checkbox"/> SLV	<input type="checkbox"/> PGV	<input type="checkbox"/> PMSLV	<input type="checkbox"/> PMPGV	<input type="checkbox"/> TRQ	24 (1024): Select link operation (RS-485, BUS option)	"LE"
<input type="checkbox"/> V/f	<input type="checkbox"/> PGV/f	<input type="checkbox"/> SLV	<input type="checkbox"/> PGV	<input type="checkbox"/> PMSLV	<input type="checkbox"/> PMPGV	<input type="checkbox"/> TRQ	25 (1025): Universal DI	"U-DI"Universal DI
<input type="checkbox"/> V/f	<input type="checkbox"/> PGV/f	<input type="checkbox"/> SLV	<input type="checkbox"/> PGV	<input type="checkbox"/> PMSLV	<input type="checkbox"/> PMPGV	<input type="checkbox"/> TRQ	26 (1026): Select auto search for idling motor speed at starting	"STM"
<input type="checkbox"/> V/f	<input type="checkbox"/> PGV/f	<input type="checkbox"/> SLV	<input type="checkbox"/> PGV	<input type="checkbox"/> PMSLV	<input type="checkbox"/> PMPGV	<input type="checkbox"/> TRQ	30 (1030): Force to stop (30 = Active OFF/1030 = Active ON)	"STOP"
<input type="checkbox"/> V/f	<input type="checkbox"/> PGV/f	<input type="checkbox"/> SLV	<input type="checkbox"/> PGV	<input type="checkbox"/> PMSLV	<input type="checkbox"/> PMPGV	<input type="checkbox"/> TRQ	32 (1032): Pre-excite	"EXITE"
<input type="checkbox"/> V/f	<input type="checkbox"/> PGV/f	<input type="checkbox"/> SLV	<input type="checkbox"/> PGV	<input type="checkbox"/> PMSLV	<input type="checkbox"/> PMPGV	<input type="checkbox"/> TRQ	33 (1033): Reset PID integral and differential terms	"PID-RST"
<input type="checkbox"/> V/f	<input type="checkbox"/> PGV/f	<input type="checkbox"/> SLV	<input type="checkbox"/> PGV	<input type="checkbox"/> PMSLV	<input type="checkbox"/> PMPGV	<input type="checkbox"/> TRQ	34 (1034): Hold PID integral term	"PID-HLD"
<input type="checkbox"/> V/f	<input type="checkbox"/> PGV/f	<input type="checkbox"/> SLV	<input type="checkbox"/> PGV	<input type="checkbox"/> PMSLV	<input type="checkbox"/> PMPGV	<input type="checkbox"/> TRQ	35 (1035): Local (keypad) command selection	"LOC"
<input type="checkbox"/> V/f	<input type="checkbox"/> PGV/f	<input type="checkbox"/> SLV	<input type="checkbox"/> PGV	<input type="checkbox"/> PMSLV	<input type="checkbox"/> PMPGV	<input type="checkbox"/> TRQ	36 (1036): Select motor 3	"M3"
<input type="checkbox"/> V/f	<input type="checkbox"/> PGV/f	<input type="checkbox"/> SLV	<input type="checkbox"/> PGV	<input type="checkbox"/> PMSLV	<input type="checkbox"/> PMPGV	<input type="checkbox"/> TRQ	37 (1037): Select motor 4	"M4"
<input type="checkbox"/> V/f	<input type="checkbox"/> PGV/f	<input type="checkbox"/> SLV	<input type="checkbox"/> PGV	<input type="checkbox"/> PMSLV	<input type="checkbox"/> PMPGV	<input type="checkbox"/> TRQ	39: Condensation prevention	"DWP"
<input type="checkbox"/> V/f	<input type="checkbox"/> PGV/f	<input type="checkbox"/> SLV	<input type="checkbox"/> PGV	<input type="checkbox"/> PMSLV	<input type="checkbox"/> PMPGV	<input type="checkbox"/> TRQ	40: Switch to commercial power built-in sequence (50 Hz)	"ISW50"
<input type="checkbox"/> V/f	<input type="checkbox"/> PGV/f	<input type="checkbox"/> SLV	<input type="checkbox"/> PGV	<input type="checkbox"/> PMSLV	<input type="checkbox"/> PMPGV	<input type="checkbox"/> TRQ	41: Switch to commercial power built-in sequence (60 Hz)	"ISW60"
<input type="checkbox"/> V/f	<input type="checkbox"/> PGV/f	<input type="checkbox"/> SLV	<input type="checkbox"/> PGV	<input type="checkbox"/> PMSLV	<input type="checkbox"/> PMPGV	<input type="checkbox"/> TRQ	42 (1042): Activate the limit switch at start point	"LS"

\*3: The motor rated current is automatically set. Refer to Table 5.2-2 Motor constants (function code P03).

## 5.2 Function Code Tables

Function code	Name	Control method and Data setting range	Change when running	Data copying	Factory default	Related page
		<input type="checkbox"/> V/f <input type="checkbox"/> PGV/f <input type="checkbox"/> SLV <input type="checkbox"/> PGV <input type="checkbox"/> PMSLV <input type="checkbox"/> PMPGV <input type="checkbox"/> TRQ 46 (1046): Overload stop enable command "OLS"				
		<input type="checkbox"/> V/f <input type="checkbox"/> PGV/f <input type="checkbox"/> SLV <input type="checkbox"/> PGV <input type="checkbox"/> PMSLV <input type="checkbox"/> PMPGV <input type="checkbox"/> TRQ 47 (1047): Servo lock command "LOCK"				
		<input type="checkbox"/> V/f <input type="checkbox"/> PGV/f <input type="checkbox"/> SLV <input type="checkbox"/> PGV <input type="checkbox"/> PMSLV <input type="checkbox"/> PMPGV <input type="checkbox"/> TRQ 49 (1049): Pulse train sign terminal "SIGN"				
		<input type="checkbox"/> V/f <input type="checkbox"/> PGV/f <input type="checkbox"/> SLV <input type="checkbox"/> PGV <input type="checkbox"/> PMSLV <input type="checkbox"/> PMPGV <input type="checkbox"/> TRQ 58 (1058): UP/DOWN frequency clear "STZ"				
		<input type="checkbox"/> V/f <input type="checkbox"/> PGV/f <input type="checkbox"/> SLV <input type="checkbox"/> PGV <input type="checkbox"/> PMSLV <input type="checkbox"/> PMPGV <input type="checkbox"/> TRQ 59 (1059): Battery operation selection "BATRY"				
		<input type="checkbox"/> V/f <input type="checkbox"/> PGV/f <input type="checkbox"/> SLV <input type="checkbox"/> PGV <input type="checkbox"/> PMSLV <input type="checkbox"/> PMPGV <input type="checkbox"/> TRQ 60 (1060): Select torque bias 1 "TB1"				
		<input type="checkbox"/> V/f <input type="checkbox"/> PGV/f <input type="checkbox"/> SLV <input type="checkbox"/> PGV <input type="checkbox"/> PMSLV <input type="checkbox"/> PMPGV <input type="checkbox"/> TRQ 61 (1061): Select torque bias 2 "TB2"				
		<input type="checkbox"/> V/f <input type="checkbox"/> PGV/f <input type="checkbox"/> SLV <input type="checkbox"/> PGV <input type="checkbox"/> PMSLV <input type="checkbox"/> PMPGV <input type="checkbox"/> TRQ 62 (1062): Hold torque bias "H-TB"				
		<input type="checkbox"/> V/f <input type="checkbox"/> PGV/f <input type="checkbox"/> SLV <input type="checkbox"/> PGV <input type="checkbox"/> PMSLV <input type="checkbox"/> PMPGV <input type="checkbox"/> TRQ 65 (1065): Check brake "BRKE"				
		<input type="checkbox"/> V/f <input type="checkbox"/> PGV/f <input type="checkbox"/> SLV <input type="checkbox"/> PGV <input type="checkbox"/> PMSLV <input type="checkbox"/> PMPGV <input type="checkbox"/> TRQ 70 (1070): Cancel line speed control "Hz/LSC"				
		<input type="checkbox"/> V/f <input type="checkbox"/> PGV/f <input type="checkbox"/> SLV <input type="checkbox"/> PGV <input type="checkbox"/> PMSLV <input type="checkbox"/> PMPGV <input type="checkbox"/> TRQ 71 (1071): Hold line speed control frequency in the memory "LSC-HLD"				
		<input type="checkbox"/> V/f <input type="checkbox"/> PGV/f <input type="checkbox"/> SLV <input type="checkbox"/> PGV <input type="checkbox"/> PMSLV <input type="checkbox"/> PMPGV <input type="checkbox"/> TRQ 72 (1072): Count the run time of commercial power-driven motor 1 "CRUN-M1"				
		<input type="checkbox"/> V/f <input type="checkbox"/> PGV/f <input type="checkbox"/> SLV <input type="checkbox"/> PGV <input type="checkbox"/> PMSLV <input type="checkbox"/> PMPGV <input type="checkbox"/> TRQ 73 (1073): Count the run time of commercial power-driven motor 2 "CRUN-M2"				
		<input type="checkbox"/> V/f <input type="checkbox"/> PGV/f <input type="checkbox"/> SLV <input type="checkbox"/> PGV <input type="checkbox"/> PMSLV <input type="checkbox"/> PMPGV <input type="checkbox"/> TRQ 74 (1074): Count the run time of commercial power-driven motor 3 "CRUN-M3"				
		<input type="checkbox"/> V/f <input type="checkbox"/> PGV/f <input type="checkbox"/> SLV <input type="checkbox"/> PGV <input type="checkbox"/> PMSLV <input type="checkbox"/> PMPGV <input type="checkbox"/> TRQ 75 (1075): Count the run time of commercial power-driven motor 4 "CRUN-M4"				
		<input type="checkbox"/> V/f <input type="checkbox"/> PGV/f <input type="checkbox"/> SLV <input type="checkbox"/> PGV <input type="checkbox"/> PMSLV <input type="checkbox"/> PMPGV <input type="checkbox"/> TRQ 76 (1076): Select droop control "DROOP"				
		<input type="checkbox"/> V/f <input type="checkbox"/> PGV/f <input type="checkbox"/> SLV <input type="checkbox"/> PGV <input type="checkbox"/> PMSLV <input type="checkbox"/> PMPGV <input type="checkbox"/> TRQ 77 (1077): Speed deviation error cancel "PG-CCL"				
		<input type="checkbox"/> V/f <input type="checkbox"/> PGV/f <input type="checkbox"/> SLV <input type="checkbox"/> PGV <input type="checkbox"/> PMSLV <input type="checkbox"/> PMPGV <input type="checkbox"/> TRQ 78 (1078): Speed control parameter selection 1 "MPRM1"				
		<input type="checkbox"/> V/f <input type="checkbox"/> PGV/f <input type="checkbox"/> SLV <input type="checkbox"/> PGV <input type="checkbox"/> PMSLV <input type="checkbox"/> PMPGV <input type="checkbox"/> TRQ 79 (1079): Speed control parameter selection 2 "MPRM2"				
		<input type="checkbox"/> V/f <input type="checkbox"/> PGV/f <input type="checkbox"/> SLV <input type="checkbox"/> PGV <input type="checkbox"/> PMSLV <input type="checkbox"/> PMPGV <input type="checkbox"/> TRQ 80 (1080): Cancel customizable logic "CLC"				
		<input type="checkbox"/> V/f <input type="checkbox"/> PGV/f <input type="checkbox"/> SLV <input type="checkbox"/> PGV <input type="checkbox"/> PMSLV <input type="checkbox"/> PMPGV <input type="checkbox"/> TRQ 81 (1081): Clear all customizable logic timers "CLTC"				
		<input type="checkbox"/> V/f <input type="checkbox"/> PGV/f <input type="checkbox"/> SLV <input type="checkbox"/> PGV <input type="checkbox"/> PMSLV <input type="checkbox"/> PMPGV <input type="checkbox"/> TRQ 82 (1082): Anti-regenerative control cancel "AR-CCL"				
		<input type="checkbox"/> V/f <input type="checkbox"/> PGV/f <input type="checkbox"/> SLV <input type="checkbox"/> PGV <input type="checkbox"/> PMSLV <input type="checkbox"/> PMPGV <input type="checkbox"/> TRQ 83 (1083): PG input switching "PG-SEL"				
		<input type="checkbox"/> V/f <input type="checkbox"/> PGV/f <input type="checkbox"/> SLV <input type="checkbox"/> PGV <input type="checkbox"/> PMSLV <input type="checkbox"/> PMPGV <input type="checkbox"/> TRQ 84 (1084): Acceleration/deceleration cancel (bypass) "BPS"				
		<input type="checkbox"/> V/f <input type="checkbox"/> PGV/f <input type="checkbox"/> SLV <input type="checkbox"/> PGV <input type="checkbox"/> PMSLV <input type="checkbox"/> PMPGV <input type="checkbox"/> TRQ 94: Forward rotation JOG "FJOG"				
		<input type="checkbox"/> V/f <input type="checkbox"/> PGV/f <input type="checkbox"/> SLV <input type="checkbox"/> PGV <input type="checkbox"/> PMSLV <input type="checkbox"/> PMPGV <input type="checkbox"/> TRQ 95: Reverse rotation JOG "RJOG"				
		<input type="checkbox"/> V/f <input type="checkbox"/> PGV/f <input type="checkbox"/> SLV <input type="checkbox"/> PGV <input type="checkbox"/> PMSLV <input type="checkbox"/> PMPGV <input type="checkbox"/> TRQ 97 (1097): Direction command "DIR"				
		<input type="checkbox"/> V/f <input type="checkbox"/> PGV/f <input type="checkbox"/> SLV <input type="checkbox"/> PGV <input type="checkbox"/> PMSLV <input type="checkbox"/> PMPGV <input type="checkbox"/> TRQ 98: Run forward / stop command "FWD"				
		<input type="checkbox"/> V/f <input type="checkbox"/> PGV/f <input type="checkbox"/> SLV <input type="checkbox"/> PGV <input type="checkbox"/> PMSLV <input type="checkbox"/> PMPGV <input type="checkbox"/> TRQ 99: Run reverse / stop command "REV"				
		<input type="checkbox"/> V/f <input type="checkbox"/> PGV/f <input type="checkbox"/> SLV <input type="checkbox"/> PGV <input type="checkbox"/> PMSLV <input type="checkbox"/> PMPGV <input type="checkbox"/> TRQ 100: No assignment "NONE"				
		<input type="checkbox"/> V/f <input type="checkbox"/> PGV/f <input type="checkbox"/> SLV <input type="checkbox"/> PGV <input type="checkbox"/> PMSLV <input type="checkbox"/> PMPGV <input type="checkbox"/> TRQ 105 (1105): Light load automatic double speed judgment permission "LAC-ENB"				

Function code	Name	Control method and Data setting range	Change when running	Data copying	Factory default	Related page
		<input type="checkbox"/> V/f <input type="checkbox"/> PGV/f <input type="checkbox"/> SLV <input type="checkbox"/> PGMV <input type="checkbox"/> PMSLV <input type="checkbox"/> PMPGV <input type="checkbox"/> TRQ 110 (1110): Servo lock gain selection "LSG2"				
		<input type="checkbox"/> V/f <input type="checkbox"/> PGV/f <input type="checkbox"/> SLV <input type="checkbox"/> PGMV <input type="checkbox"/> PMSLV <input type="checkbox"/> PMPGV <input type="checkbox"/> TRQ 111 (1111): Forced stop (terminal block only) (111 = Active OFF/1111 = Active ON) "STOP-T"				
		<input type="checkbox"/> V/f <input type="checkbox"/> PGV/f <input type="checkbox"/> SLV <input type="checkbox"/> PGMV <input type="checkbox"/> PMSLV <input type="checkbox"/> PMPGV <input type="checkbox"/> TRQ 116 (1116): AVR cancel "AVR-CCL"				
		<input type="checkbox"/> V/f <input type="checkbox"/> PGV/f <input type="checkbox"/> SLV <input type="checkbox"/> PGMV <input type="checkbox"/> PMSLV <input type="checkbox"/> PMPGV <input type="checkbox"/> TRQ 119 (1119): Speed regulator P selection "P-SEL"				
		<input type="checkbox"/> V/f <input type="checkbox"/> PGV/f <input type="checkbox"/> SLV <input type="checkbox"/> PGMV <input type="checkbox"/> PMSLV <input type="checkbox"/> PMPGV <input type="checkbox"/> TRQ 121 (1121) to 129 (1129): Customizable logic input 1 to 9 "CL1" to "CL19"				
		<input type="checkbox"/> V/f <input type="checkbox"/> PGV/f <input type="checkbox"/> SLV <input type="checkbox"/> PGMV <input type="checkbox"/> PMSLV <input type="checkbox"/> PMPGV <input type="checkbox"/> TRQ 134 (1134): Forced operation command "FMS"				
		<input type="checkbox"/> V/f <input type="checkbox"/> PGV/f <input type="checkbox"/> SLV <input type="checkbox"/> PGMV <input type="checkbox"/> PMSLV <input type="checkbox"/> PMPGV <input type="checkbox"/> TRQ 135 (1135): Travel/absolute position switching "INC/ABS"				
		<input type="checkbox"/> V/f <input type="checkbox"/> PGV/f <input type="checkbox"/> SLV <input type="checkbox"/> PGMV <input type="checkbox"/> PMSLV <input type="checkbox"/> PMPGV <input type="checkbox"/> TRQ 136 (1136): Orientation command "ORT"				
		<input type="checkbox"/> V/f <input type="checkbox"/> PGV/f <input type="checkbox"/> SLV <input type="checkbox"/> PGMV <input type="checkbox"/> PMSLV <input type="checkbox"/> PMPGV <input type="checkbox"/> TRQ 137 (1137): Position control/speed control switching "POS/Hz"				
		<input type="checkbox"/> V/f <input type="checkbox"/> PGV/f <input type="checkbox"/> SLV <input type="checkbox"/> PGMV <input type="checkbox"/> PMSLV <input type="checkbox"/> PMPGV <input type="checkbox"/> TRQ 138 (1138): Homing command "ORG"				
		<input type="checkbox"/> V/f <input type="checkbox"/> PGV/f <input type="checkbox"/> SLV <input type="checkbox"/> PGMV <input type="checkbox"/> PMSLV <input type="checkbox"/> PMPGV <input type="checkbox"/> TRQ 139 (1139): + direction overtravel "+OT"				
		<input type="checkbox"/> V/f <input type="checkbox"/> PGV/f <input type="checkbox"/> SLV <input type="checkbox"/> PGMV <input type="checkbox"/> PMSLV <input type="checkbox"/> PMPGV <input type="checkbox"/> TRQ 140 (1140): - direction overtravel "-OT"				
		<input type="checkbox"/> V/f <input type="checkbox"/> PGV/f <input type="checkbox"/> SLV <input type="checkbox"/> PGMV <input type="checkbox"/> PMSLV <input type="checkbox"/> PMPGV <input type="checkbox"/> TRQ 141 (1141): Position clear command "P-CLR"				
		<input type="checkbox"/> V/f <input type="checkbox"/> PGV/f <input type="checkbox"/> SLV <input type="checkbox"/> PGMV <input type="checkbox"/> PMSLV <input type="checkbox"/> PMPGV <input type="checkbox"/> TRQ 142 (1142): Position preset command "P-PRESET"				
		<input type="checkbox"/> V/f <input type="checkbox"/> PGV/f <input type="checkbox"/> SLV <input type="checkbox"/> PGMV <input type="checkbox"/> PMSLV <input type="checkbox"/> PMPGV <input type="checkbox"/> TRQ 143 (1143): Teaching command "TEACH"				
		<input type="checkbox"/> V/f <input type="checkbox"/> PGV/f <input type="checkbox"/> SLV <input type="checkbox"/> PGMV <input type="checkbox"/> PMSLV <input type="checkbox"/> PMPGV <input type="checkbox"/> TRQ 144 (1144): Positioning data change command "POS-SET"				
		<input type="checkbox"/> V/f <input type="checkbox"/> PGV/f <input type="checkbox"/> SLV <input type="checkbox"/> PGMV <input type="checkbox"/> PMSLV <input type="checkbox"/> PMPGV <input type="checkbox"/> TRQ 145 (1145): Positioning data selection 1 "POS-SEL1"				
		<input type="checkbox"/> V/f <input type="checkbox"/> PGV/f <input type="checkbox"/> SLV <input type="checkbox"/> PGMV <input type="checkbox"/> PMSLV <input type="checkbox"/> PMPGV <input type="checkbox"/> TRQ 146 (1146): Positioning data selection 2 "POS-SEL2"				
		<input type="checkbox"/> V/f <input type="checkbox"/> PGV/f <input type="checkbox"/> SLV <input type="checkbox"/> PGMV <input type="checkbox"/> PMSLV <input type="checkbox"/> PMPGV <input type="checkbox"/> TRQ 147 (1147): Positioning data selection 4 "POS-SEL4"				
		<input type="checkbox"/> V/f <input type="checkbox"/> PGV/f <input type="checkbox"/> SLV <input type="checkbox"/> PGMV <input type="checkbox"/> PMSLV <input type="checkbox"/> PMPGV <input type="checkbox"/> TRQ 169 (1169): Initial diameter set command "D-SET"				
		<input type="checkbox"/> V/f <input type="checkbox"/> PGV/f <input type="checkbox"/> SLV <input type="checkbox"/> PGMV <input type="checkbox"/> PMSLV <input type="checkbox"/> PMPGV <input type="checkbox"/> TRQ 170 (1170): Winding diameter calculation hold command "D-HLD"				
		<input type="checkbox"/> V/f <input type="checkbox"/> PGV/f <input type="checkbox"/> SLV <input type="checkbox"/> PGMV <input type="checkbox"/> PMSLV <input type="checkbox"/> PMPGV <input type="checkbox"/> TRQ 171 (1171): PID control multistage command 1 "PID-SS1"				
		<input type="checkbox"/> V/f <input type="checkbox"/> PGV/f <input type="checkbox"/> SLV <input type="checkbox"/> PGMV <input type="checkbox"/> PMSLV <input type="checkbox"/> PMPGV <input type="checkbox"/> TRQ 172 (1172): PID control multistage command 2 "PID-SS2"				
		* Inside the ( ) is the negative logic signal (OFF at short-circuit).				

■ C codes: Control Functions of Frequency (Control function)

Function code	Name	Control method and Data setting range	Change when running	Data copying	Factory default	Related page
C01	Jump frequency 1	<input type="checkbox"/> V/f <input type="checkbox"/> PGV/f <input type="checkbox"/> SLV <input type="checkbox"/> PGV <input type="checkbox"/> PMSLV <input type="checkbox"/> PMPGV <input type="checkbox"/> TRQ 0.0 to 599.0 Hz	Y	Y	0.0	5-212
C02	2		Y	Y	0.0	
C03	3		Y	Y	0.0	
C04	(Skip width)	<input type="checkbox"/> V/f <input type="checkbox"/> PGV/f <input type="checkbox"/> SLV <input type="checkbox"/> PGV <input type="checkbox"/> PMSLV <input type="checkbox"/> PMPGV <input type="checkbox"/> TRQ 0.0 to 30.0 Hz	Y	Y	3.0	
C05	Multistep frequency 1	<input type="checkbox"/> V/f <input type="checkbox"/> PGV/f <input type="checkbox"/> SLV <input type="checkbox"/> PGV <input type="checkbox"/> PMSLV <input type="checkbox"/> PMPGV <input type="checkbox"/> TRQ 0.00 to 599.00 (Hz)	Y	Y	0.00	5-213
C06	2		Y	Y	0.00	
C07	3		Y	Y	0.00	
C08	4		Y	Y	0.00	
C09	5		Y	Y	0.00	
C10	6		Y	Y	0.00	
C11	7		Y	Y	0.00	
C12	8		Y	Y	0.00	
C13	9		Y	Y	0.00	
C14	10		Y	Y	0.00	
C15	11		Y	Y	0.00	
C16	12		Y	Y	0.00	
C17	13		Y	Y	0.00	
C18	14		Y	Y	0.00	
C19	15		Y	Y	0.00	
C20	Jogging frequency	<input type="checkbox"/> V/f <input type="checkbox"/> PGV/f <input type="checkbox"/> SLV <input type="checkbox"/> PGV <input type="checkbox"/> PMSLV <input type="checkbox"/> PMPGV <input type="checkbox"/> TRQ 0.00 to 599.00 Hz	Y	Y	0.00	5-214
C21	Pattern operation / timed operation (Operation selection)	<input type="checkbox"/> V/f <input type="checkbox"/> PGV/f <input type="checkbox"/> SLV <input type="checkbox"/> PGV <input type="checkbox"/> PMSLV <input type="checkbox"/> PMPGV <input type="checkbox"/> TRQ 0: 1 cycle operation 1: Repetition operation 2: Constant speed operation after 1 cycle operation 3: Timed operation	N	Y	0	5-215
C22	(Stage 1)	Special setting: Press the  key 3 times.	Y	Y	1st: 0.00 2nd: F 3rd: 1	
C23	(Stage 2)		Y	Y		
C24	(Stage 3)	1st: Set run time 0.0 to 6000 s and press the  key.	Y	Y		
C25	(Stage 4)	2nd: Set rotational direction F (forward) or r (reverse) and press the  key.	Y	Y		
C26	(Stage 5)		Y	Y		
C27	(Stage 6)	3rd: Set acceleration/deceleration time 1 to 4 and press the  key.	Y	Y		
C28	(Stage 7)		Y	Y		
C30	Frequency setting 2	<input type="checkbox"/> V/f <input type="checkbox"/> PGV/f <input type="checkbox"/> SLV <input type="checkbox"/> PGV <input type="checkbox"/> PMSLV <input type="checkbox"/> PMPGV <input type="checkbox"/> TRQ 0: Keypad key operation (,  keys) 1: Analog voltage input (Terminal [12]) (from 0 to ±10 VDC) 2: Analog current input (Terminal [C1] (C1 function)) (0 to 20 mA DC) 3: Analog voltage input (Terminal [12]) + Analog current input (Terminal [C1] (C1 function)) 5: Analog voltage input (Terminal [V2]) (from 0 to ±10 VDC) 6: Analog voltage input (Terminal [C1] (V3 function)) (0 to 10 VDC) 7: UP/DOWN control 8: Keypad key operation (,  keys) (with balanceless bumpless) 10: Pattern operation 11: Digital input interface card OPC-DI (option) 12: Pulse train input	N	Y	2	5-218
C31	Analog input adjustment (Terminal [12]) (Offset)	<input type="checkbox"/> V/f <input type="checkbox"/> PGV/f <input type="checkbox"/> SLV <input type="checkbox"/> PGV <input type="checkbox"/> PMSLV <input type="checkbox"/> PMPGV <input type="checkbox"/> TRQ -5.0 to 5.0 %	Y*	Y	0.0	5-218
C32	(Gain)	<input type="checkbox"/> V/f <input type="checkbox"/> PGV/f <input type="checkbox"/> SLV <input type="checkbox"/> PGV <input type="checkbox"/> PMSLV <input type="checkbox"/> PMPGV <input type="checkbox"/> TRQ 0.00 to 400.00%	Y*	Y	100.00	
C33	(Filter)	<input type="checkbox"/> V/f <input type="checkbox"/> PGV/f <input type="checkbox"/> SLV <input type="checkbox"/> PGV <input type="checkbox"/> PMSLV <input type="checkbox"/> PMPGV <input type="checkbox"/> TRQ 0.00 to 5.00 s	Y	Y	0.05	
C34	(Gain base point)	<input type="checkbox"/> V/f <input type="checkbox"/> PGV/f <input type="checkbox"/> SLV <input type="checkbox"/> PGV <input type="checkbox"/> PMSLV <input type="checkbox"/> PMPGV <input type="checkbox"/> TRQ 0.00 to 100.00 %	Y*	Y	100.00	
C35	(polarity selection)	<input type="checkbox"/> V/f <input type="checkbox"/> PGV/f <input type="checkbox"/> SLV <input type="checkbox"/> PGV <input type="checkbox"/> PMSLV <input type="checkbox"/> PMPGV <input type="checkbox"/> TRQ 0: Bipolar 1: Unipolar	N	Y	1	



Function code	Name	Control method and Data setting range	Change when running	Data copying	Factory default	Related page
C36	Analog input adjustment (Terminal [C1]) (C1 function)	<input type="checkbox"/> V/f <input type="checkbox"/> PGV/f <input type="checkbox"/> SLV <input type="checkbox"/> PGV <input type="checkbox"/> PMSLV <input type="checkbox"/> PMPGV <input type="checkbox"/> TRQ -5.0 to 5.0 %	Y*	Y	0.0	
C37	(Offset) (Gain)	<input type="checkbox"/> V/f <input type="checkbox"/> PGV/f <input type="checkbox"/> SLV <input type="checkbox"/> PGV <input type="checkbox"/> PMSLV <input type="checkbox"/> PMPGV <input type="checkbox"/> TRQ 0.00 to 400.00%	Y*	Y	100.00	
C38	(Filter)	<input type="checkbox"/> V/f <input type="checkbox"/> PGV/f <input type="checkbox"/> SLV <input type="checkbox"/> PGV <input type="checkbox"/> PMSLV <input type="checkbox"/> PMPGV <input type="checkbox"/> TRQ 0.00 to 5.00 s	Y	Y	0.05	
C39	(Gain base point)	<input type="checkbox"/> V/f <input type="checkbox"/> PGV/f <input type="checkbox"/> SLV <input type="checkbox"/> PGV <input type="checkbox"/> PMSLV <input type="checkbox"/> PMPGV <input type="checkbox"/> TRQ 0.00 to 100.00 %	Y*	Y	100.00	
C40	(Operation selection)	<input type="checkbox"/> V/f <input type="checkbox"/> PGV/f <input type="checkbox"/> SLV <input type="checkbox"/> PGV <input type="checkbox"/> PMSLV <input type="checkbox"/> PMPGV <input type="checkbox"/> TRQ 0: 4 to 20 mA Unipolar 1: 0 to 20 mA Unipolar 10: 4 to 20 mA Bipolar 11: 0 to 20 mA Bipolar	N	Y	0	
C41	Analog input adjustment (Terminal [V2])	<input type="checkbox"/> V/f <input type="checkbox"/> PGV/f <input type="checkbox"/> SLV <input type="checkbox"/> PGV <input type="checkbox"/> PMSLV <input type="checkbox"/> PMPGV <input type="checkbox"/> TRQ (offset) -5.0 to 5.0 %	Y*	Y	0.0	
C42	(Gain)	<input type="checkbox"/> V/f <input type="checkbox"/> PGV/f <input type="checkbox"/> SLV <input type="checkbox"/> PGV <input type="checkbox"/> PMSLV <input type="checkbox"/> PMPGV <input type="checkbox"/> TRQ 0.00 to 400.00%	Y*	Y	100.00	
C43	(Filter)	<input type="checkbox"/> V/f <input type="checkbox"/> PGV/f <input type="checkbox"/> SLV <input type="checkbox"/> PGV <input type="checkbox"/> PMSLV <input type="checkbox"/> PMPGV <input type="checkbox"/> TRQ 0.00 to 5.00 s	Y	Y	0.05	
C44	(Gain base point)	<input type="checkbox"/> V/f <input type="checkbox"/> PGV/f <input type="checkbox"/> SLV <input type="checkbox"/> PGV <input type="checkbox"/> PMSLV <input type="checkbox"/> PMPGV <input type="checkbox"/> TRQ 0.00 to 100.00 %	Y*	Y	100.00	
C45	(polarity selection)	<input type="checkbox"/> V/f <input type="checkbox"/> PGV/f <input type="checkbox"/> SLV <input type="checkbox"/> PGV <input type="checkbox"/> PMSLV <input type="checkbox"/> PMPGV <input type="checkbox"/> TRQ 0: Bipolar 1: Unipolar	N	Y	1	

5.2 Function Code Tables

Function code	Name	Control method and Data setting range	Change when running	Data copying	Factory default	Related page
C50	Bias (for frequency setting 1) (Bias base point)	<input type="checkbox"/> V/f <input type="checkbox"/> PGV/f <input type="checkbox"/> SLV <input type="checkbox"/> PGV <input type="checkbox"/> PMSLV <input type="checkbox"/> PMPGV <input type="checkbox"/> TRQ 0.00 to 100.00 %	Y*	Y	0.00	5-221
C51	Bias (PID command 1) (bias value)	<input type="checkbox"/> V/f <input type="checkbox"/> PGV/f <input type="checkbox"/> SLV <input type="checkbox"/> PGV <input type="checkbox"/> PMSLV <input type="checkbox"/> PMPGV <input type="checkbox"/> TRQ -100.0 to 0.00 to 100.00%	Y*	Y	0.00	
C52	Bias (PID command 1) (Bias base point)	<input type="checkbox"/> V/f <input type="checkbox"/> PGV/f <input type="checkbox"/> SLV <input type="checkbox"/> PGV <input type="checkbox"/> PMSLV <input type="checkbox"/> PMPGV <input type="checkbox"/> TRQ 0.00 to 100.00 %	Y*	Y	0.00	
C53	Selection of normal/inverse operation (Frequency setting 1)	<input type="checkbox"/> V/f <input type="checkbox"/> PGV/f <input type="checkbox"/> SLV <input type="checkbox"/> PGV <input type="checkbox"/> PMSLV <input type="checkbox"/> PMPGV <input type="checkbox"/> TRQ 0: Normal                    1: Inverse	Y	Y	0	5-221
C54	Selection of normal/inverse operation (Frequency setting 2)	<input type="checkbox"/> V/f <input type="checkbox"/> PGV/f <input type="checkbox"/> SLV <input type="checkbox"/> PGV <input type="checkbox"/> PMSLV <input type="checkbox"/> PMPGV <input type="checkbox"/> TRQ 0: Normal                    1: Inverse	Y	Y	0	
C55	Analog input adjustment (Terminal [12]) (Bias)	<input type="checkbox"/> V/f <input type="checkbox"/> PGV/f <input type="checkbox"/> SLV <input type="checkbox"/> PGV <input type="checkbox"/> PMSLV <input type="checkbox"/> PMPGV <input type="checkbox"/> TRQ -200.0 to 0.00 to 200.00%	Y*	Y	0.00	5-218
C56	(Bias base point)	<input type="checkbox"/> V/f <input type="checkbox"/> PGV/f <input type="checkbox"/> SLV <input type="checkbox"/> PGV <input type="checkbox"/> PMSLV <input type="checkbox"/> PMPGV <input type="checkbox"/> TRQ 0.00 to 100.00 %	Y*	Y	0.00	
C58	(Display unit)	<input type="checkbox"/> V/f <input type="checkbox"/> PGV/f <input type="checkbox"/> SLV <input type="checkbox"/> PGV <input type="checkbox"/> PMSLV <input type="checkbox"/> PMPGV <input type="checkbox"/> TRQ * Same as J105	Y	Y	2	5-221
C59	(maximum scale)	<input type="checkbox"/> V/f <input type="checkbox"/> PGV/f <input type="checkbox"/> SLV <input type="checkbox"/> PGV <input type="checkbox"/> PMSLV <input type="checkbox"/> PMPGV <input type="checkbox"/> TRQ -999.0 to 0.00 to 9990.0	N	Y	100.00	5-222
C60	(minimum scale)	<input type="checkbox"/> V/f <input type="checkbox"/> PGV/f <input type="checkbox"/> SLV <input type="checkbox"/> PGV <input type="checkbox"/> PMSLV <input type="checkbox"/> PMPGV <input type="checkbox"/> TRQ -999.0 to 0.00 to 9990.0	N	Y	0.00	
C61	Analog input adjustment (Terminal [C1] (C1 function)) (Bias)	<input type="checkbox"/> V/f <input type="checkbox"/> PGV/f <input type="checkbox"/> SLV <input type="checkbox"/> PGV <input type="checkbox"/> PMSLV <input type="checkbox"/> PMPGV <input type="checkbox"/> TRQ -200.0 to 0.00 to 200.00 %	Y*	Y	0.00	5-218
C62	(Bias base point)	<input type="checkbox"/> V/f <input type="checkbox"/> PGV/f <input type="checkbox"/> SLV <input type="checkbox"/> PGV <input type="checkbox"/> PMSLV <input type="checkbox"/> PMPGV <input type="checkbox"/> TRQ 0.00 to 100.00 %	Y*	Y	0.00	
C64	(Display unit)	<input type="checkbox"/> V/f <input type="checkbox"/> PGV/f <input type="checkbox"/> SLV <input type="checkbox"/> PGV <input type="checkbox"/> PMSLV <input type="checkbox"/> PMPGV <input type="checkbox"/> TRQ * Same as J105	Y	Y	2	5-221
C65	(maximum scale)	<input type="checkbox"/> V/f <input type="checkbox"/> PGV/f <input type="checkbox"/> SLV <input type="checkbox"/> PGV <input type="checkbox"/> PMSLV <input type="checkbox"/> PMPGV <input type="checkbox"/> TRQ -999.0 to 0.00 to 9990.0	N	Y	100.00	5-222
C66	(minimum scale)	<input type="checkbox"/> V/f <input type="checkbox"/> PGV/f <input type="checkbox"/> SLV <input type="checkbox"/> PGV <input type="checkbox"/> PMSLV <input type="checkbox"/> PMPGV <input type="checkbox"/> TRQ -999.0 to 0.00 to 9990.0	N	Y	0.00	
C67	Analog input adjustment (Terminal [V2]) (Bias)	<input type="checkbox"/> V/f <input type="checkbox"/> PGV/f <input type="checkbox"/> SLV <input type="checkbox"/> PGV <input type="checkbox"/> PMSLV <input type="checkbox"/> PMPGV <input type="checkbox"/> TRQ -200.0 to 0.00 to 200.00 %	Y*	Y	0.00	5-218
C68	(Bias base point)	<input type="checkbox"/> V/f <input type="checkbox"/> PGV/f <input type="checkbox"/> SLV <input type="checkbox"/> PGV <input type="checkbox"/> PMSLV <input type="checkbox"/> PMPGV <input type="checkbox"/> TRQ 0.00 to 100.00 %	Y*	Y	0.00	
C70	(Display unit)	<input type="checkbox"/> V/f <input type="checkbox"/> PGV/f <input type="checkbox"/> SLV <input type="checkbox"/> PGV <input type="checkbox"/> PMSLV <input type="checkbox"/> PMPGV <input type="checkbox"/> TRQ * Same as J105	Y	Y	2	5-221
C71	(maximum scale)	<input type="checkbox"/> V/f <input type="checkbox"/> PGV/f <input type="checkbox"/> SLV <input type="checkbox"/> PGV <input type="checkbox"/> PMSLV <input type="checkbox"/> PMPGV <input type="checkbox"/> TRQ -999.0 to 0.00 to 9990.0	N	Y	100.00	5-222
C72	(minimum scale)	<input type="checkbox"/> V/f <input type="checkbox"/> PGV/f <input type="checkbox"/> SLV <input type="checkbox"/> PGV <input type="checkbox"/> PMSLV <input type="checkbox"/> PMPGV <input type="checkbox"/> TRQ -999.0 to 0.00 to 9990.0	N	Y	0.00	
C74	Analog input adjustment (Terminal [C1]) (V3 function) (Offset)	<input type="checkbox"/> V/f <input type="checkbox"/> PGV/f <input type="checkbox"/> SLV <input type="checkbox"/> PGV <input type="checkbox"/> PMSLV <input type="checkbox"/> PMPGV <input type="checkbox"/> TRQ -5.0 to 5.0 %	Y*	Y	0.0	
C75	(Gain)	<input type="checkbox"/> V/f <input type="checkbox"/> PGV/f <input type="checkbox"/> SLV <input type="checkbox"/> PGV <input type="checkbox"/> PMSLV <input type="checkbox"/> PMPGV <input type="checkbox"/> TRQ 0.00 to 400.00 %	Y*	Y	100.00	
C76	(Filter)	<input type="checkbox"/> V/f <input type="checkbox"/> PGV/f <input type="checkbox"/> SLV <input type="checkbox"/> PGV <input type="checkbox"/> PMSLV <input type="checkbox"/> PMPGV <input type="checkbox"/> TRQ 0.00 to 5.00 s	Y	Y	0.05	
C77	(Gain reference point)	<input type="checkbox"/> V/f <input type="checkbox"/> PGV/f <input type="checkbox"/> SLV <input type="checkbox"/> PGV <input type="checkbox"/> PMSLV <input type="checkbox"/> PMPGV <input type="checkbox"/> TRQ 0.00 to 100.00 %	Y*	Y	100.00	
C78	(Operation selection)	<input type="checkbox"/> V/f <input type="checkbox"/> PGV/f <input type="checkbox"/> SLV <input type="checkbox"/> PGV <input type="checkbox"/> PMSLV <input type="checkbox"/> PMPGV <input type="checkbox"/> TRQ 0: Bipolar 1: Unipolar	N	Y	1	
C82	(Bias)	<input type="checkbox"/> V/f <input type="checkbox"/> PGV/f <input type="checkbox"/> SLV <input type="checkbox"/> PGV <input type="checkbox"/> PMSLV <input type="checkbox"/> PMPGV <input type="checkbox"/> TRQ -200.0 to 0.00 to 200.00 %	Y*	Y	0.00	
C83	(Bias reference point)	<input type="checkbox"/> V/f <input type="checkbox"/> PGV/f <input type="checkbox"/> SLV <input type="checkbox"/> PGV <input type="checkbox"/> PMSLV <input type="checkbox"/> PMPGV <input type="checkbox"/> TRQ 0.00 to 100.00 %	Y*	Y	0.00	
C84	(Display unit)	<input type="checkbox"/> V/f <input type="checkbox"/> PGV/f <input type="checkbox"/> SLV <input type="checkbox"/> PGV <input type="checkbox"/> PMSLV <input type="checkbox"/> PMPGV <input type="checkbox"/> TRQ * Same as J105	Y	Y	2	
C85	(Maximum scale)	<input type="checkbox"/> V/f <input type="checkbox"/> PGV/f <input type="checkbox"/> SLV <input type="checkbox"/> PGV <input type="checkbox"/> PMSLV <input type="checkbox"/> PMPGV <input type="checkbox"/> TRQ The analog input monitor terminal [C1] (C1 and V2 functions) display in the -999.0 to 0.00 to 9990.0 range can be converted into easily recognizable physical quantities. This function can also be used for PID feedback and PID command values.	N	Y	100.00	

Function code	Name	Control method and Data setting range	Change when running	Data copying	Factory default	Related page
C86	(Minimum scale)	<input type="checkbox"/> V/f <input type="checkbox"/> PGV/f <input type="checkbox"/> SLV <input type="checkbox"/> PGV <input type="checkbox"/> PMSLV <input type="checkbox"/> PMPGV <input type="checkbox"/> TRQ The analog input monitor terminal [C1] (C1 function) display in the -999.0 to 0.00 to 9990.0 range can be converted into easily recognizable physical quantities. This function can also be used for PID feedback and PID command values.	N	Y	0.00	
C89	Frequency compensation 1 via communication (Numerator)	<input type="checkbox"/> V/f <input type="checkbox"/> PGV/f <input type="checkbox"/> SLV <input type="checkbox"/> PGV <input type="checkbox"/> PMSLV <input type="checkbox"/> PMPGV <input type="checkbox"/> TRQ -32768 to 32767 (Keypad display is 8000 to 7FFF (in hexadecimal)) (Interpreted as 1 when the value is set to 0)	Y	Y	1	-
C90	Frequency compensation 2 via communication (Denominator)	<input type="checkbox"/> V/f <input type="checkbox"/> PGV/f <input type="checkbox"/> SLV <input type="checkbox"/> PGV <input type="checkbox"/> PMSLV <input type="checkbox"/> PMPGV <input type="checkbox"/> TRQ -32768 to 32767 (Keypad display is 8000 to 7FFF (in hexadecimal)) (Interpreted as 1 when the value is set to 0)	Y	Y	1	-
C94	Jump frequency 4	<input type="checkbox"/> V/f <input type="checkbox"/> PGV/f <input type="checkbox"/> SLV <input type="checkbox"/> PGV <input type="checkbox"/> PMSLV <input type="checkbox"/> PMPGV <input type="checkbox"/> TRQ 0.0 to 599.0 Hz	Y	Y	0.0	
C95	5		Y	Y	0.0	
C96	6		Y	Y	0.0	
C99	Digital setting frequency	<input type="checkbox"/> V/f <input type="checkbox"/> PGV/f <input type="checkbox"/> SLV <input type="checkbox"/> PGV <input type="checkbox"/> PMSLV <input type="checkbox"/> PMPGV <input type="checkbox"/> TRQ 0.00 to 599.00 Hz	Y*	Y	0.00	

■ P codes: Motor 1 Parameters (Motor 1 parameters)

Function code	Name	Control method and Data setting range	Change when running	Data copying	Factory default	Related page
P01	Motor 1 (No. of poles)	<input type="checkbox"/> V/f <input type="checkbox"/> PGV/f <input type="checkbox"/> SLV <input type="checkbox"/> PGV <input type="checkbox"/> PMSLV <input type="checkbox"/> PMPGV <input type="checkbox"/> TRQ 2 to 128 poles	N	Y1Y2	4	5-223
P02	(Rated capacity)	<input type="checkbox"/> V/f <input type="checkbox"/> PGV/f <input type="checkbox"/> SLV <input type="checkbox"/> PGV <input type="checkbox"/> PMSLV <input type="checkbox"/> PMPGV <input type="checkbox"/> TRQ 0.01 to 1000 kW (At P99 = 0 or 2 to 5, 20 to 23) 0.01 to 1000 HP (At P99 = 1)	N	Y1Y2	*6	5-223
P03	(Rated current)	<input type="checkbox"/> V/f <input type="checkbox"/> PGV/f <input type="checkbox"/> SLV <input type="checkbox"/> PGV <input type="checkbox"/> PMSLV <input type="checkbox"/> PMPGV <input type="checkbox"/> TRQ 0.00 to 2000 A	N	Y1Y2	*6	5-223
P04	(Auto-tuning)	<input type="checkbox"/> V/f <input type="checkbox"/> PGV/f <input type="checkbox"/> SLV <input type="checkbox"/> PGV <input type="checkbox"/> PMSLV <input type="checkbox"/> PMPGV <input type="checkbox"/> TRQ 0: Disable 1: Stop tuning 2: Rotation tuning 4: Synchronous motor magnetic pole position offset tuning 5: Stop tuning (%R1, %X only)	N	N	0	5-224
P05	(Online tuning)	<input type="checkbox"/> V/f <input type="checkbox"/> PGV/f <input type="checkbox"/> SLV <input type="checkbox"/> PGV <input type="checkbox"/> PMSLV <input type="checkbox"/> PMPGV <input type="checkbox"/> TRQ 0: 0: Disable, 1: Enable	Y	Y	0	5-225
P06	(No-load current)	<input type="checkbox"/> V/f <input type="checkbox"/> PGV/f <input type="checkbox"/> SLV <input type="checkbox"/> PGV <input type="checkbox"/> PMSLV <input type="checkbox"/> PMPGV <input type="checkbox"/> TRQ 0.00 to 2000A	N	Y1Y2	*6	5-226
P07	(%R1)	<input type="checkbox"/> V/f <input type="checkbox"/> PGV/f <input type="checkbox"/> SLV <input type="checkbox"/> PGV <input type="checkbox"/> PMSLV <input type="checkbox"/> PMPGV <input type="checkbox"/> TRQ 0.00 to 50.00%	Y	Y1Y2	*6	
P08	(%X)	<input type="checkbox"/> V/f <input type="checkbox"/> PGV/f <input type="checkbox"/> SLV <input type="checkbox"/> PGV <input type="checkbox"/> PMSLV <input type="checkbox"/> PMPGV <input type="checkbox"/> TRQ 0.00 to 50.00%	Y	Y1Y2	*6	
P09	(Slip compensation gain for driving)	<input type="checkbox"/> V/f <input type="checkbox"/> PGV/f <input type="checkbox"/> SLV <input type="checkbox"/> PGV <input type="checkbox"/> PMSLV <input type="checkbox"/> PMPGV <input type="checkbox"/> TRQ 0.0 to 200.0%	Y*	Y	100.0	5-226
P10	(Slip compensation response time)	<input type="checkbox"/> V/f <input type="checkbox"/> PGV/f <input type="checkbox"/> SLV <input type="checkbox"/> PGV <input type="checkbox"/> PMSLV <input type="checkbox"/> PMPGV <input type="checkbox"/> TRQ 0.01 to 10.00 s	Y	Y1Y2	0.5	
P11	(Slip compensation gain for braking)	<input type="checkbox"/> V/f <input type="checkbox"/> PGV/f <input type="checkbox"/> SLV <input type="checkbox"/> PGV <input type="checkbox"/> PMSLV <input type="checkbox"/> PMPGV <input type="checkbox"/> TRQ 0.0 to 200.0 %	Y*	Y	100.0	
P12	(Rated slip frequency)	<input type="checkbox"/> V/f <input type="checkbox"/> PGV/f <input type="checkbox"/> SLV <input type="checkbox"/> PGV <input type="checkbox"/> PMSLV <input type="checkbox"/> PMPGV <input type="checkbox"/> TRQ 0.00 to 15.00 Hz	N	Y1Y2	*6	5-226
P13	(Iron loss factor 1)	<input type="checkbox"/> V/f <input type="checkbox"/> PGV/f <input type="checkbox"/> SLV <input type="checkbox"/> PGV <input type="checkbox"/> PMSLV <input type="checkbox"/> PMPGV <input type="checkbox"/> TRQ 0.00 to 20.00%	Y	Y1Y2	*6	5-227
P14	(Iron loss factor 2)	<input type="checkbox"/> V/f <input type="checkbox"/> PGV/f <input type="checkbox"/> SLV <input type="checkbox"/> PGV <input type="checkbox"/> PMSLV <input type="checkbox"/> PMPGV <input type="checkbox"/> TRQ 0.00 to 20.00%	Y	Y1Y2	0.00	
P15	(Iron loss factor 3)	<input type="checkbox"/> V/f <input type="checkbox"/> PGV/f <input type="checkbox"/> SLV <input type="checkbox"/> PGV <input type="checkbox"/> PMSLV <input type="checkbox"/> PMPGV <input type="checkbox"/> TRQ 0.00 to 20.00%	Y	Y1Y2	0.00	
P16	(Magnetic saturation factor 1)	<input type="checkbox"/> V/f <input type="checkbox"/> PGV/f <input type="checkbox"/> SLV <input type="checkbox"/> PGV <input type="checkbox"/> PMSLV <input type="checkbox"/> PMPGV <input type="checkbox"/> TRQ 0.0 to 300.0%	Y	Y1Y2	*6	5-227
P17	(Magnetic saturation factor 2)	<input type="checkbox"/> V/f <input type="checkbox"/> PGV/f <input type="checkbox"/> SLV <input type="checkbox"/> PGV <input type="checkbox"/> PMSLV <input type="checkbox"/> PMPGV <input type="checkbox"/> TRQ 0.0 to 300.0%	Y	Y1Y2	*6	
P18	(Magnetic saturation factor 3)	<input type="checkbox"/> V/f <input type="checkbox"/> PGV/f <input type="checkbox"/> SLV <input type="checkbox"/> PGV <input type="checkbox"/> PMSLV <input type="checkbox"/> PMPGV <input type="checkbox"/> TRQ 0.0 to 300.0%	Y	Y1Y2	*6	
P19	(Magnetic saturation factor 4)	<input type="checkbox"/> V/f <input type="checkbox"/> PGV/f <input type="checkbox"/> SLV <input type="checkbox"/> PGV <input type="checkbox"/> PMSLV <input type="checkbox"/> PMPGV <input type="checkbox"/> TRQ 0.0 to 300.0%	Y	Y1Y2	*6	
P20	(Magnetic saturation factor 5)	<input type="checkbox"/> V/f <input type="checkbox"/> PGV/f <input type="checkbox"/> SLV <input type="checkbox"/> PGV <input type="checkbox"/> PMSLV <input type="checkbox"/> PMPGV <input type="checkbox"/> TRQ 0.0 to 300.0%	Y	Y1Y2	*6	
P21	(Magnetic saturation expansion coefficient a)	<input type="checkbox"/> V/f <input type="checkbox"/> PGV/f <input type="checkbox"/> SLV <input type="checkbox"/> PGV <input type="checkbox"/> PMSLV <input type="checkbox"/> PMPGV <input type="checkbox"/> TRQ 0.0 to 300.0%	Y	Y1Y2	*6	
P22	(Magnetic saturation expansion coefficient b)	<input type="checkbox"/> V/f <input type="checkbox"/> PGV/f <input type="checkbox"/> SLV <input type="checkbox"/> PGV <input type="checkbox"/> PMSLV <input type="checkbox"/> PMPGV <input type="checkbox"/> TRQ 0.0 to 300.0%	Y	Y1Y2	*6	
P23	(Magnetic saturation expansion coefficient c)	<input type="checkbox"/> V/f <input type="checkbox"/> PGV/f <input type="checkbox"/> SLV <input type="checkbox"/> PGV <input type="checkbox"/> PMSLV <input type="checkbox"/> PMPGV <input type="checkbox"/> TRQ 0.0 to 300.0%	Y	Y1Y2	*6	
P24	(Load inertia)	<input type="checkbox"/> V/f <input type="checkbox"/> PGV/f <input type="checkbox"/> SLV <input type="checkbox"/> PGV <input type="checkbox"/> PMSLV <input type="checkbox"/> PMPGV <input type="checkbox"/> TRQ 0.000 to 99.990 s	Y	Y1Y2	0.000	
P30	(Synchronous motor magnetic pole position detection method selection)	<input type="checkbox"/> V/f <input type="checkbox"/> PGV/f <input type="checkbox"/> SLV <input type="checkbox"/> PGV <input type="checkbox"/> PMSLV <input type="checkbox"/> PMPGV <input type="checkbox"/> TRQ 0: Pull-in by current 1: For IPMSM (Interior permanent magnet synchronous motor) 2: For SPMSM (Surface permanent magnet synchronous motor) 3: Pull-in by current for IPMSM (Interior permanent magnet synchronous motor) 4: High-frequency superimposing method for IPMSM	N	Y1Y2	1	5-228
P40	(For adjustment by manufacturer)*9	0 to 100	Y	Y1Y2	15	
P41	(For adjustment by manufacturer)*9	-50.0 to 50.0	Y	Y1Y2	1.0	
P53	(%X correction factor 1)	<input type="checkbox"/> V/f <input type="checkbox"/> PGV/f <input type="checkbox"/> SLV <input type="checkbox"/> PGV <input type="checkbox"/> PMSLV <input type="checkbox"/> PMPGV <input type="checkbox"/> TRQ 0 to 300%	Y	Y1Y2	100	5-230

Function code	Name	Control method and Data setting range	Change when running	Data copying	Factory default	Related page
P54	(%X correction factor 2)	<input type="checkbox"/> V/f <input type="checkbox"/> PGV/f <input type="checkbox"/> SLV <input type="checkbox"/> PGV <input type="checkbox"/> PMSLV <input type="checkbox"/> PMPGV <input type="checkbox"/> TRQ 0 to 300%	Y	Y1Y2	100	
P55	(Torque current under vector control)	<input type="checkbox"/> V/f <input type="checkbox"/> PGV/f <input type="checkbox"/> SLV <input type="checkbox"/> PGV <input type="checkbox"/> PMSLV <input type="checkbox"/> PMPGV <input type="checkbox"/> TRQ 0.00 to 2000 A	N	Y1Y2	*6	5-230
P56	(Induced voltage factor under vector control)	<input type="checkbox"/> V/f <input type="checkbox"/> PGV/f <input type="checkbox"/> SLV <input type="checkbox"/> PGV <input type="checkbox"/> PMSLV <input type="checkbox"/> PMPGV <input type="checkbox"/> TRQ 50 to 100%	N	Y1Y2	*6	5-230
P57	(For adjustment by manufacturer) *9	0.00 to 20.000	Y	Y1Y2	*6	
P60	(Synchronous motor armature resistance)	<input type="checkbox"/> V/f <input type="checkbox"/> PGV/f <input type="checkbox"/> SLV <input type="checkbox"/> PGV <input type="checkbox"/> PMSLV <input type="checkbox"/> PMPGV <input type="checkbox"/> TRQ 0.000 to 50.000 Ω (phase)	N	Y1Y2	*7	5-230
P61	(Synchronous motor d-axis inductance)	<input type="checkbox"/> V/f <input type="checkbox"/> PGV/f <input type="checkbox"/> SLV <input type="checkbox"/> PGV <input type="checkbox"/> PMSLV <input type="checkbox"/> PMPGV <input type="checkbox"/> TRQ 0.00 to 500.00 mH (phase)	N	Y1Y2	*7	
P62	(Synchronous motor q-axis inductance)	<input type="checkbox"/> V/f <input type="checkbox"/> PGV/f <input type="checkbox"/> SLV <input type="checkbox"/> PGV <input type="checkbox"/> PMSLV <input type="checkbox"/> PMPGV <input type="checkbox"/> TRQ 0.00 to 500.00 mH (phase)	N	Y1Y2	*7	
P63	(Synchronous motor induced voltage)	<input type="checkbox"/> V/f <input type="checkbox"/> PGV/f <input type="checkbox"/> SLV <input type="checkbox"/> PGV <input type="checkbox"/> PMSLV <input type="checkbox"/> PMPGV <input type="checkbox"/> TRQ 80 to 240 V (200V class); 160 to 500 V (400V class)	N	Y1Y2	*7	
P64	(Synchronous motor iron loss)	<input type="checkbox"/> V/f <input type="checkbox"/> PGV/f <input type="checkbox"/> SLV <input type="checkbox"/> PGV <input type="checkbox"/> PMSLV <input type="checkbox"/> PMPGV <input type="checkbox"/> TRQ 0.0 to 20.0% (100% = Iron loss for motor rated current, base speed)	Y	Y1Y2	*7	
P65	(Synchronous motor q-axis inductance magnetic saturation correction)	<input type="checkbox"/> V/f <input type="checkbox"/> PGV/f <input type="checkbox"/> SLV <input type="checkbox"/> PGV <input type="checkbox"/> PMSLV <input type="checkbox"/> PMPGV <input type="checkbox"/> TRQ 0.0 to 100.0% (100% = No magnetic saturation) ; 999 (factory adjustment value)	Y	Y1Y2	999	5-230
P74	(Synchronous motor current command value when starting)	<input type="checkbox"/> V/f <input type="checkbox"/> PGV/f <input type="checkbox"/> SLV <input type="checkbox"/> PGV <input type="checkbox"/> PMSLV <input type="checkbox"/> PMPGV <input type="checkbox"/> TRQ 10 to 200% (100%= motor rated current)	Y*	Y1Y2	80 *7	5-230
P83	(For adjustment by manufacturer) *9	0.0 to 50.0; 999	Y	Y1Y2	999	5-231
P84	(For adjustment by manufacturer) *9	0.0 to 100.0; 999	N	Y1Y2	999	
P85	(Synchronous motor flux limitation value)	<input type="checkbox"/> V/f <input type="checkbox"/> PGV/f <input type="checkbox"/> SLV <input type="checkbox"/> PGV <input type="checkbox"/> PMSLV <input type="checkbox"/> PMPGV <input type="checkbox"/> TRQ 50.0 to 150.0; 999 (factory adjustment value)	Y	Y1Y2	999	5-230
P86	(For adjustment by manufacturer) *9	0.0 to 100.0	N	N	0.0	5-231
P87	(Synchronous motor NS discrimination current command value)	<input type="checkbox"/> V/f <input type="checkbox"/> PGV/f <input type="checkbox"/> SLV <input type="checkbox"/> PGV <input type="checkbox"/> PMSLV <input type="checkbox"/> PMPGV <input type="checkbox"/> TRQ 0 to 200% (100% = Motor rated current)	N	Y1Y2	60	5-231
P88	(For adjustment by manufacturer) *9	0 to 100; 999	N	Y1Y2	999	5-231
P89	(Synchronous motor control switching level)	<input type="checkbox"/> V/f <input type="checkbox"/> PGV/f <input type="checkbox"/> SLV <input type="checkbox"/> PGV <input type="checkbox"/> PMSLV <input type="checkbox"/> PMPGV <input type="checkbox"/> TRQ 0; 1 to 100	N	Y1Y2	0	
P90	(Synchronous motor overcurrent protection level)	<input type="checkbox"/> V/f <input type="checkbox"/> PGV/f <input type="checkbox"/> SLV <input type="checkbox"/> PGV <input type="checkbox"/> PMSLV <input type="checkbox"/> PMPGV <input type="checkbox"/> TRQ 0.00 (cancel); 0.01 to 4000 A	N	Y1Y2	*7	5-231
P95	(Synchronous motor magnetic pole position sensor offset)	<input type="checkbox"/> V/f <input type="checkbox"/> PGV/f <input type="checkbox"/> SLV <input type="checkbox"/> PGV <input type="checkbox"/> PMSLV <input type="checkbox"/> PMPGV <input type="checkbox"/> TRQ 0.0 to 359.9 degree; 999 (offset not set)	Y	Y	999	
P99	Motor 1 selection	<input type="checkbox"/> V/f <input type="checkbox"/> PGV/f <input type="checkbox"/> SLV <input type="checkbox"/> PGV <input type="checkbox"/> PMSLV <input type="checkbox"/> PMPGV <input type="checkbox"/> TRQ 0: Motor characteristics 0 (Fuji standard IM, 8-series) 1: Motor characteristics 1 (HP rating IMs) 2: Motor characteristics 2 (Fuji dedicated motors for vector control) 3: Motor characteristics 0 (Refer to replacement material when using Fuji standard IM, 6-series) 4: Other IMs 5: Motor characteristics 5 (Fuji premium efficiency motors) 20: Other (synchronous motors) 21: Motor characteristics (Fuji synchronous motor (GNB2 series)) 22: Motor characteristics (Fuji synchronous motor (GNF2 series)) 23: Motor characteristics (Fuji synchronous motor (GNP1 series))	N	Y1Y2	5	5-232

\*6: Factory defaults are depended on motor capacity.  
 \*7: The constant for Fuji standard synchronous motor GNB series is set as the factory default.  
 \*9: This is a function code for adjustment by the manufacturer. Do not access these function codes.

■ H codes: High Performance Functions (High level functions)

Function code	Name	Control method and Data setting range	Change when running	Data copying	Factory default	Related page
H00	Simulated operation mode	<input type="checkbox"/> V/f <input type="checkbox"/> PGV/f <input type="checkbox"/> SLV <input type="checkbox"/> PGV <input type="checkbox"/> PMSLV <input type="checkbox"/> PMPGV <input type="checkbox"/> TRQ 0: Normal operation 1: Simulated operation mode	N	Y	0	5-235
H02	Data initialization (Method)	<input type="checkbox"/> V/f <input type="checkbox"/> PGV/f <input type="checkbox"/> SLV <input type="checkbox"/> PGV <input type="checkbox"/> PMSLV <input type="checkbox"/> PMPGV <input type="checkbox"/> TRQ 0: Standard 1: User preference dataset (setting value saved when using H193, H194)	Y	Y	0	5-235
H03	Data initialization	<input type="checkbox"/> V/f <input type="checkbox"/> PGV/f <input type="checkbox"/> SLV <input type="checkbox"/> PGV <input type="checkbox"/> PMSLV <input type="checkbox"/> PMPGV <input type="checkbox"/> TRQ 0: Manual setting value 1: Initialization (based on H02 setting) 2: Motor 1 constant initialization 3: Motor 2 constant initialization 4: Motor 3 constant initialization 5: Motor 4 constant initialization 11: Limited initialization (initialization excluding communication function codes) 12: Limited initialization (initialization of customizable logic U codes) 13: Limited initialization (clearing of favorites)	N	N	0	
H04	Auto-reset (Times)	<input type="checkbox"/> V/f <input type="checkbox"/> PGV/f <input type="checkbox"/> SLV <input type="checkbox"/> PGV <input type="checkbox"/> PMSLV <input type="checkbox"/> PMPGV <input type="checkbox"/> TRQ 0: Disable, 1 to 20: Number of retries	Y	Y	0	5-239
H05	(Interval)	<input type="checkbox"/> V/f <input type="checkbox"/> PGV/f <input type="checkbox"/> SLV <input type="checkbox"/> PGV <input type="checkbox"/> PMSLV <input type="checkbox"/> PMPGV <input type="checkbox"/> TRQ 0.5 to 20.0 s	Y	Y	5.0	
H06	Cooling fan ON/OFF control	<input type="checkbox"/> V/f <input type="checkbox"/> PGV/f <input type="checkbox"/> SLV <input type="checkbox"/> PGV <input type="checkbox"/> PMSLV <input type="checkbox"/> PMPGV <input type="checkbox"/> TRQ 0: Disable (Always Fan ON) 1: Enable (ON/OFF control effective)	Y	Y	0	5-240
H07	Curve acceleration/deceleration	<input type="checkbox"/> V/f <input type="checkbox"/> PGV/f <input type="checkbox"/> SLV <input type="checkbox"/> PGV <input type="checkbox"/> PMSLV <input type="checkbox"/> PMPGV <input type="checkbox"/> TRQ 0: Disable (Linear acceleration/deceleration) 1: S-curve acceleration/deceleration (Weak) 2: S-curve acceleration/deceleration (Arbitrary: According to H57 to H60) 3: Curve acceleration/deceleration	Y	Y	0	5-240
H08	Rotation direction restriction	<input type="checkbox"/> V/f <input type="checkbox"/> PGV/f <input type="checkbox"/> SLV <input type="checkbox"/> PGV <input type="checkbox"/> PMSLV <input type="checkbox"/> PMPGV <input type="checkbox"/> TRQ 0: Disable 1: Enable (Reverse rotation inhibited) 2: Enable (Forward rotation inhibited)	N	Y	0	5-240
H09	Starting mode (Auto search)	<input type="checkbox"/> V/f <input type="checkbox"/> PGV/f <input type="checkbox"/> SLV <input type="checkbox"/> PGV <input type="checkbox"/> PMSLV <input type="checkbox"/> PMPGV <input type="checkbox"/> TRQ 0: Disable 1: Enable (Only at restart after momentary power failure) 2: Enable (At normal start and at restart after momentary power failure)	N	Y	0	5-241
H11	Deceleration mode	<input type="checkbox"/> V/f <input type="checkbox"/> PGV/f <input type="checkbox"/> SLV <input type="checkbox"/> PGV <input type="checkbox"/> PMSLV <input type="checkbox"/> PMPGV <input type="checkbox"/> TRQ 0: Normal deceleration, 1: Coast to stop	Y	Y	0	5-243
H12	Instantaneous overcurrent limiting (Mode selection)	<input type="checkbox"/> V/f <input type="checkbox"/> PGV/f <input type="checkbox"/> SLV <input type="checkbox"/> PGV <input type="checkbox"/> PMSLV <input type="checkbox"/> PMPGV <input type="checkbox"/> TRQ 0: Disable, 1: Enable	Y	Y	1	5-150
H13	Restart mode after momentary power failure (Restart timer)	<input type="checkbox"/> V/f <input type="checkbox"/> PGV/f <input type="checkbox"/> SLV <input type="checkbox"/> PGV <input type="checkbox"/> PMSLV <input type="checkbox"/> PMV <input type="checkbox"/> TRQ 0.1 to 20.0 s	Y	Y1Y2	*2	5-243
H14	(Frequency fall rate)	<input type="checkbox"/> V/f <input type="checkbox"/> PGV/f <input type="checkbox"/> SLV <input type="checkbox"/> PGV <input type="checkbox"/> PMSLV <input type="checkbox"/> PMPGV <input type="checkbox"/> TRQ 0.00: Selected deceleration time, 0.01 to 100.00 Hz/s, 999 (According to current limiter)	Y	Y	999	
H15	(Continuous running level)	<input type="checkbox"/> V/f <input type="checkbox"/> PGV/f <input type="checkbox"/> SLV <input type="checkbox"/> PGV <input type="checkbox"/> PMSLV <input type="checkbox"/> PMPGV <input type="checkbox"/> TRQ 200 to 300 V: (200 V series) 400 to 600 V: (400 V series)	Y	Y2	235 470	
H16	(Permissible momentary power failure time)	<input type="checkbox"/> V/f <input type="checkbox"/> PGV/f <input type="checkbox"/> SLV <input type="checkbox"/> PGV <input type="checkbox"/> PMSLV <input type="checkbox"/> PMPGV <input type="checkbox"/> TRQ 0.0 to 30.0 s, 999 (Depend on inverter judgment)	Y	Y	999	
H18	Torque control (Mode selection)	<input type="checkbox"/> V/f <input type="checkbox"/> PGV/f <input type="checkbox"/> SLV <input type="checkbox"/> PGV <input type="checkbox"/> PMSLV <input type="checkbox"/> PMPGV <input type="checkbox"/> TRQ 0: Disable (Speed control) 2: Function (Torque current command) 3: Function (Torque command)	N	Y	0	5-244
H26	Motor 1 (Thermistor operation selection)	<input type="checkbox"/> V/f <input type="checkbox"/> PGV/f <input type="checkbox"/> SLV <input type="checkbox"/> PGV <input type="checkbox"/> PMSLV <input type="checkbox"/> PMPGV <input type="checkbox"/> TRQ 0: Disable 1: PTC: $\overline{HH}$ trip and stop the inverter 2: PTC: Output motor overheat detected "THM" and continue to run 3: NTC: $\overline{HH}$ trip and stop the inverter	Y	Y	0	5-247
H27	(Operation level)	<input type="checkbox"/> V/f <input type="checkbox"/> PGV/f <input type="checkbox"/> SLV <input type="checkbox"/> PGV <input type="checkbox"/> PMSLV <input type="checkbox"/> PMPGV <input type="checkbox"/> TRQ 0.00 to 5.00 V	Y	Y	0.35	
H28	Droop control	<input type="checkbox"/> V/f <input type="checkbox"/> PGV/f <input type="checkbox"/> SLV <input type="checkbox"/> PGV <input type="checkbox"/> PMSLV <input type="checkbox"/> PMPGV <input type="checkbox"/> TRQ -60.0 to 0.0 Hz	Y	Y	0.0	5-249

Function code	Name	Control method and Data setting range	Change when running	Data copying	Factory default	Related page
H30	Communication link function (Mode selection)	<p><input type="checkbox"/> V/f <input type="checkbox"/> PGV/f <input type="checkbox"/> SLV <input type="checkbox"/> PGV <input type="checkbox"/> PMSLV <input type="checkbox"/> PMPGV <input type="checkbox"/> TRQ</p> <p><b>Frequency setting/torque command Run command</b></p> <p>0: F01/C30 F02                      1: RS-485 communication (Port 1) F02                      2: F01/C30 RS-485 communication (Port 1)                      3: RS-485 communication (Port 1) RS-485 communication (Port 1)                      4: RS-485 communication (Port 2) F02                      5: RS-485 communication (Port 2) RS-485 communication (Port 1)                      6: F01/C30 RS-485 communication (Port 2)                      7: RS-485 communication (Port 1) RS-485 communication (Port 2)                      8: RS-485 communication (Port 2) RS-485 communication (Port 2)</p>	Y	Y	0	5-250
H31	Link function (Actual terminal operation selection)	<p><input type="checkbox"/> V/f <input type="checkbox"/> PGV/f <input type="checkbox"/> SLV <input type="checkbox"/> PGV <input type="checkbox"/> PMSLV <input type="checkbox"/> PMPGV <input type="checkbox"/> TRQ</p> <p>0: Disable                      1: Enable</p>	N	Y	0	5-250
H42	Capacitance of DC link bus capacitor	<p><input type="checkbox"/> V/f <input type="checkbox"/> PGV/f <input type="checkbox"/> SLV <input type="checkbox"/> PGV <input type="checkbox"/> PMSLV <input type="checkbox"/> PMPGV <input type="checkbox"/> TRQ</p> <p>For adjustment when carrying out replacement, 0 to 65535</p>	Y	N	-	5-253
H43	Cumulative run time of cooling fan	<p><input type="checkbox"/> V/f <input type="checkbox"/> PGV/f <input type="checkbox"/> SLV <input type="checkbox"/> PGV <input type="checkbox"/> PMSLV <input type="checkbox"/> PMPGV <input type="checkbox"/> TRQ</p> <p>For adjustment when carrying out replacement, 0 to 99990 hours (updated in 10 hour units) Displays the cumulative run time for the cooling fan</p>	Y	N	0	
H44	Startup count for motor 1	<p><input type="checkbox"/> V/f <input type="checkbox"/> PGV/f <input type="checkbox"/> SLV <input type="checkbox"/> PGV <input type="checkbox"/> PMSLV <input type="checkbox"/> PMPGV <input type="checkbox"/> TRQ</p> <p>For adjustment when carrying out replacement, 0 to 65535 times</p>	Y	N	-	5-257
H45	Simulation failure	<p><input type="checkbox"/> V/f <input type="checkbox"/> PGV/f <input type="checkbox"/> SLV <input type="checkbox"/> PGV <input type="checkbox"/> PMSLV <input type="checkbox"/> PMPGV <input type="checkbox"/> TRQ</p> <p>0: Disable                      1: Occurrence of mock alarm</p>	Y	N	0	5-257
H46	Starting mode (Auto search delay time 2)	<p><input type="checkbox"/> V/f <input type="checkbox"/> PGV/f <input type="checkbox"/> SLV <input type="checkbox"/> PGV <input type="checkbox"/> PMSLV <input type="checkbox"/> PMPGV <input type="checkbox"/> TRQ</p> <p>0.1 to 20.0 s</p>	Y	Y1Y2	*6	5-257
H47	Initial capacitance of DC link bus capacitor	<p><input type="checkbox"/> V/f <input type="checkbox"/> PGV/f <input type="checkbox"/> SLV <input type="checkbox"/> PGV <input type="checkbox"/> PMSLV <input type="checkbox"/> PMPGV <input type="checkbox"/> TRQ</p> <p>For adjustment when carrying out replacement, 0 to 65535</p>	Y	N	-	5-257
H48	Cumulative run time of capacitors on printed circuit boards	<p><input type="checkbox"/> V/f <input type="checkbox"/> PGV/f <input type="checkbox"/> SLV <input type="checkbox"/> PGV <input type="checkbox"/> PMSLV <input type="checkbox"/> PMPGV <input type="checkbox"/> TRQ</p> <p>For adjustment when carrying out replacement, 0 to 99990 hours (updated in 10 hour units)                      Change in cumulative motor run time (reset also possible)</p>	Y	N	0	5-253 5-257
H49	Starting mode (Auto search delay time 1)	<p><input type="checkbox"/> V/f <input type="checkbox"/> PGV/f <input type="checkbox"/> SLV <input type="checkbox"/> PGV <input type="checkbox"/> PMSLV <input type="checkbox"/> PMPGV <input type="checkbox"/> TRQ</p> <p>0.0 to 10.0 s</p>	Y	Y	0.0	5-258
H50	Non-linear V/f 1 (Frequency)	<p><input type="checkbox"/> V/f <input type="checkbox"/> PGV/f <input type="checkbox"/> SLV <input type="checkbox"/> PGV <input type="checkbox"/> PMSLV <input type="checkbox"/> PMPGV <input type="checkbox"/> TRQ</p> <p>0.0 (Cancel), 0.1 to 599.0 Hz</p>	N	Y	0.0 *11	5-258
H51	(Voltage)	<p><input type="checkbox"/> V/f <input type="checkbox"/> PGV/f <input type="checkbox"/> SLV <input type="checkbox"/> PGV <input type="checkbox"/> PMSLV <input type="checkbox"/> PMPGV <input type="checkbox"/> TRQ</p> <p>0 to 240 V: AVR operation (200 V series)                      0 to 500 V: AVR operation (400 V series)</p>	N	Y2	0 *12	
H52	Non-linear V/f 2	<p><input type="checkbox"/> V/f <input type="checkbox"/> PGV/f <input type="checkbox"/> SLV <input type="checkbox"/> PGV <input type="checkbox"/> PMSLV <input type="checkbox"/> PMPGV <input type="checkbox"/> TRQ</p> <p>0.0 (Cancel), 0.1 to 599.0 Hz</p>	N	Y	0.0	
H53	(Voltage)	<p><input type="checkbox"/> V/f <input type="checkbox"/> PGV/f <input type="checkbox"/> SLV <input type="checkbox"/> PGV <input type="checkbox"/> PMSLV <input type="checkbox"/> PMPGV <input type="checkbox"/> TRQ</p> <p>0 to 240 V: AVR operation (200 V series)                      0 to 500 V: AVR operation (400 V series)</p>	N	Y2	0	
H54	Acceleration time (Jogging)	<p><input type="checkbox"/> V/f <input type="checkbox"/> PGV/f <input type="checkbox"/> SLV <input type="checkbox"/> PGV <input type="checkbox"/> PMSLV <input type="checkbox"/> PMPGV <input type="checkbox"/> TRQ</p> <p>0.00 to 6000 s</p>	Y	Y	*10	5-258
H55	Deceleration time (Jogging)	<p><input type="checkbox"/> V/f <input type="checkbox"/> PGV/f <input type="checkbox"/> SLV <input type="checkbox"/> PGV <input type="checkbox"/> PMSLV <input type="checkbox"/> PMPGV <input type="checkbox"/> TRQ</p> <p>0.00 to 6000 s</p>	Y	Y	*10	

\*2: Factory defaults are depended on motor capacity. Refer to Table 5.2-1 Factory default settings by inverter capacity.

\*6: Factory defaults are depended on motor capacity.

\*10 6.00 s for 22 kW or lower inverters, 20.00 s for 30 kW or higher inverters

\*11 If F37 = 0, 5.0 Hz is automatically set for 30 kW or higher inverters.

\*12 If F37 = 0, 20 V is automatically set for 30 kW or higher 200V series inverters, and 40 V is set for 400V series inverters.

5.2 Function Code Tables

Function code	Name	Control method and Data setting range	Change when running	Data copying	Factory default	Related page
H56	Deceleration time for forced stop	<input type="checkbox"/> V/f <input type="checkbox"/> PGV/f <input type="checkbox"/> SLV <input type="checkbox"/> PGV <input type="checkbox"/> PMSLV <input type="checkbox"/> PMPGV <input type="checkbox"/> TRQ 0.00 to 6000 s	Y	Y	*10	
H57	1st S-curve acceleration range (At starting)	<input type="checkbox"/> V/f <input type="checkbox"/> PGV/f <input type="checkbox"/> SLV <input type="checkbox"/> PGV <input type="checkbox"/> PMSLV <input type="checkbox"/> PMPGV <input type="checkbox"/> TRQ 0 to 100 %	Y	Y	10	5-258
H58	2nd S-curve acceleration range (At arrival)	<input type="checkbox"/> V/f <input type="checkbox"/> PGV/f <input type="checkbox"/> SLV <input type="checkbox"/> PGV <input type="checkbox"/> PMSLV <input type="checkbox"/> PMPGV <input type="checkbox"/> TRQ 0 to 100 %	Y	Y	10	
H59	1st S-curve deceleration range (At starting)	<input type="checkbox"/> V/f <input type="checkbox"/> PGV/f <input type="checkbox"/> SLV <input type="checkbox"/> PGV <input type="checkbox"/> PMSLV <input type="checkbox"/> PMPGV <input type="checkbox"/> TRQ 0 to 100 %	Y	Y	10	
H60	2nd S-curve deceleration range (At arrival)	<input type="checkbox"/> V/f <input type="checkbox"/> PGV/f <input type="checkbox"/> SLV <input type="checkbox"/> PGV <input type="checkbox"/> PMSLV <input type="checkbox"/> PMPGV <input type="checkbox"/> TRQ 0 to 100 %	Y	Y	10	
H61	UP/DOWN control (Initial frequency setting)	<input type="checkbox"/> V/f <input type="checkbox"/> PGV/f <input type="checkbox"/> SLV <input type="checkbox"/> PGV <input type="checkbox"/> PMSLV <input type="checkbox"/> PMPGV <input type="checkbox"/> TRQ 0: Initial value is 0.00 Hz (G1S compatible operation) 1: Last UP/DOWN command value on releasing the run command. 2: Initial value is 0.00 Hz. 3: Initial value is frequency set with UP/DOWN command immediately before	N	Y	3	5-258
H62	UP/DOWN control - extension function selection	<input type="checkbox"/> V/f <input type="checkbox"/> PGV/f <input type="checkbox"/> SLV <input type="checkbox"/> PGV <input type="checkbox"/> PMSLV <input type="checkbox"/> PMPGV <input type="checkbox"/> TRQ 0: None 1: Auxiliary frequency setting 1 2: Auxiliary frequency setting 2 3: PID command 1 6: Ratio setting 7: Analog torque limiter A 8: Analog torque limiter B 9: Torque bias 10: Torque command 11: Torque current command 12: Acceleration/deceleration time ratio setting 13: Upper limit frequency 14: Lower limit frequency 15: Auxiliary frequency setting 3 16: Auxiliary frequency setting 4 17: Speed limit for forward rotation (FWD) 18: Speed limit for reverse rotation (REV) 20: Analog signal input monitor	N	Y	0	5-xxx
H63	Low limiter (Operation selection)	<input type="checkbox"/> V/f <input type="checkbox"/> PGV/f <input type="checkbox"/> SLV <input type="checkbox"/> PGV <input type="checkbox"/> PMSLV <input type="checkbox"/> PMPGV <input type="checkbox"/> TRQ 0: Limit by F16 (Frequency limiter: Low) and continue to run 1: If the output frequency lowers below the one limited by F16 (Frequency limiter: Low), decelerate to stop the motor.	Y	Y	0	5-258
H64	(Minimum frequency when performing limiting operation)	<input type="checkbox"/> V/f <input type="checkbox"/> PGV/f <input type="checkbox"/> SLV <input type="checkbox"/> PGV <input type="checkbox"/> PMSLV <input type="checkbox"/> PMPGV <input type="checkbox"/> TRQ 0.0: (Lower limiting frequency) 0.1 to 599.0 (Hz) *15	Y	Y	1.6	5-258
H65	Non-linear V/f 3 (Frequency)	<input type="checkbox"/> V/f <input type="checkbox"/> PGV/f <input type="checkbox"/> SLV <input type="checkbox"/> PGV <input type="checkbox"/> PMSLV <input type="checkbox"/> PMPGV <input type="checkbox"/> TRQ 0.0 (Cancel), 0.1 to 599.0 Hz	N	Y	0.0	5-258
H66	(Voltage)	<input type="checkbox"/> V/f <input type="checkbox"/> PGV/f <input type="checkbox"/> SLV <input type="checkbox"/> PGV <input type="checkbox"/> PMSLV <input type="checkbox"/> PMPGV <input type="checkbox"/> TRQ 0 to 240 V: AVR operation (200 V series) 0 to 500 V: AVR operation (400 V series)	N	Y2	0	
H67	Auto energy-saving operation (Mode selection)	<input type="checkbox"/> V/f <input type="checkbox"/> PGV/f <input type="checkbox"/> SLV <input type="checkbox"/> PGV <input type="checkbox"/> PMSLV <input type="checkbox"/> PMPGV <input type="checkbox"/> TRQ 0: Enable only during constant speed 1: Enable for all modes	Y	Y	0	5-258
H68	Slip compensation 1 (Operating conditions selection)	<input type="checkbox"/> V/f <input type="checkbox"/> PGV/f <input type="checkbox"/> SLV <input type="checkbox"/> PGV <input type="checkbox"/> PMSLV <input type="checkbox"/> PMPGV <input type="checkbox"/> TRQ 0: Enable during acceleration/deceleration, enable at base frequency or higher 1: Disable during acceleration/deceleration, enable at base frequency or higher 2: Enable during acceleration/deceleration, disable at base frequency or higher 3: Disable during acceleration/deceleration, disable at base frequency or higher	N	Y	0	5-258
H69	Anti-regenerative control (Operation selection)	<input type="checkbox"/> V/f <input type="checkbox"/> PGV/f <input type="checkbox"/> SLV <input type="checkbox"/> PGV <input type="checkbox"/> PMSLV <input type="checkbox"/> PMPGV <input type="checkbox"/> TRQ 0: Disable 2: Torque limit control with force-to-stop (Cancel limit control after three times of deceleration time has passed) 3: DC link bus voltage control with force-to-stop (Cancel voltage control after three times of deceleration time has passed) 4: Torque limit control without force-to-stop 5: DC link bus voltage control without force-to-stop	Y	Y	0	5-259
H70	Overload prevention control	<input type="checkbox"/> V/f <input type="checkbox"/> PGV/f <input type="checkbox"/> SLV <input type="checkbox"/> PGV <input type="checkbox"/> PMSLV <input type="checkbox"/> PMPGV <input type="checkbox"/> TRQ 0.00: Follow the deceleration time selected 0.01 to 100.00 Hz/s, 999 (Cancel)	Y	Y	999	5-260
H71	Deceleration characteristic	<input type="checkbox"/> V/f <input type="checkbox"/> PGV/f <input type="checkbox"/> SLV <input type="checkbox"/> PGV <input type="checkbox"/> PMSLV <input type="checkbox"/> PMV <input type="checkbox"/> TRQ 0: Disable, 1: Enable 2: Enable (AVR cancel)	Y	Y	0	5-260
H72	Main power shutdown detection (Mode selection)	<input type="checkbox"/> V/f <input type="checkbox"/> PGV/f <input type="checkbox"/> SLV <input type="checkbox"/> PGV <input type="checkbox"/> PMSLV <input type="checkbox"/> PMPGV <input type="checkbox"/> TRQ 0: Disable, 1: Enable	Y	Y	1	5-261
H73	Torque limiter (Operating conditions selection)	<input type="checkbox"/> V/f <input type="checkbox"/> PGV/f <input type="checkbox"/> SLV <input type="checkbox"/> PGV <input type="checkbox"/> PMSLV <input type="checkbox"/> PMPGV <input type="checkbox"/> TRQ 0: Enable during acceleration/deceleration, enable during constant speed 1: Disable during acceleration/deceleration, enable during constant speed 2: Enable during acceleration/deceleration, disable during constant speed	N	Y	0	5-261
H74	Torque limiter (Control target)	<input type="checkbox"/> V/f <input type="checkbox"/> PGV/f <input type="checkbox"/> SLV <input type="checkbox"/> PGV <input type="checkbox"/> PMSLV <input type="checkbox"/> PMPGV <input type="checkbox"/> TRQ 0: Torque limit control 1: Torque current limit 2: Power limit	N	Y	1	



Function code	Name	Control method and Data setting range	Change when running	Data copying	Factory default	Related page
H75	Torque limit (Applicable quadrant)	<input type="checkbox"/> V/f <input type="checkbox"/> PGV/f <input type="checkbox"/> SLV <input type="checkbox"/> PGV <input type="checkbox"/> PMSLV <input type="checkbox"/> PMPGV <input type="checkbox"/> TRQ 0: Drive/braking 1: 4 identical quadrants 2: Upper limit/lower limit 3: 4 independent quadrants	N	Y	0	5-261
H76	Torque limiter (Braking) (Frequency rising limiter for braking)	<input type="checkbox"/> V/f <input type="checkbox"/> PGV/f <input type="checkbox"/> SLV <input type="checkbox"/> PGV <input type="checkbox"/> PMSLV <input type="checkbox"/> PMPGV <input type="checkbox"/> TRQ 0.0 to 599.0 Hz	Y	Y	5.0	5-261
H77	Service life of DC link bus capacitor	<input type="checkbox"/> V/f <input type="checkbox"/> PGV/f <input type="checkbox"/> SLV <input type="checkbox"/> PGV <input type="checkbox"/> PMSLV <input type="checkbox"/> PMPGV <input type="checkbox"/> TRQ 0 to 87600 hours (updated in 10 hour units)	Y	N	87600	5-261
H78	Maintenance interval (M1)	<input type="checkbox"/> V/f <input type="checkbox"/> PGV/f <input type="checkbox"/> SLV <input type="checkbox"/> PGV <input type="checkbox"/> PMSLV <input type="checkbox"/> PMPGV <input type="checkbox"/> TRQ 0 (Disable), 1 to 99990 hours (updated in 10 hour units)	Y	N	87600	5-262
H79	Preset startup count for maintenance (M1)	<input type="checkbox"/> V/f <input type="checkbox"/> PGV/f <input type="checkbox"/> SLV <input type="checkbox"/> PGV <input type="checkbox"/> PMSLV <input type="checkbox"/> PMPGV <input type="checkbox"/> TRQ 0 (Disable), 1 to 65535 times	Y	N	0	5-263
H80	Output current fluctuation damping gain for motor 1	<input type="checkbox"/> V/f <input type="checkbox"/> PGV/f <input type="checkbox"/> SLV <input type="checkbox"/> PGV <input type="checkbox"/> PMSLV <input type="checkbox"/> PMPGV <input type="checkbox"/> TRQ 0.00 to 1.00	Y	Y	0.20	5-263
H81	Light alarm selection 1	<input type="checkbox"/> V/f <input type="checkbox"/> PGV/f <input type="checkbox"/> SLV <input type="checkbox"/> PGV <input type="checkbox"/> PMSLV <input type="checkbox"/> PMPGV <input type="checkbox"/> TRQ 0000 to FFFF (in hexadecimal)	Y	Y	0000	5-264
H82	Light alarm selection 2	<input type="checkbox"/> V/f <input type="checkbox"/> PGV/f <input type="checkbox"/> SLV <input type="checkbox"/> PGV <input type="checkbox"/> PMSLV <input type="checkbox"/> PMPGV <input type="checkbox"/> TRQ 0000 to FFFF (in hexadecimal)	Y	Y	0000	
H83	Light alarm selection 3	<input type="checkbox"/> V/f <input type="checkbox"/> PGV/f <input type="checkbox"/> SLV <input type="checkbox"/> PGV <input type="checkbox"/> PMSLV <input type="checkbox"/> PMPGV <input type="checkbox"/> TRQ 0000 to FFFF (in hexadecimal)	Y	Y	0000	
H84	Pre-excitation *5 (Level) (Braking time)	<input type="checkbox"/> V/f <input type="checkbox"/> PGV/f <input type="checkbox"/> SLV <input type="checkbox"/> PGV <input type="checkbox"/> PMSLV <input type="checkbox"/> PMPGV <input type="checkbox"/> TRQ 100 to 400 % (Motor rated magnetizing current for 100 %)	Y	Y	100	5-268
H85		<input type="checkbox"/> V/f <input type="checkbox"/> PGV/f <input type="checkbox"/> SLV <input type="checkbox"/> PGV <input type="checkbox"/> PMSLV <input type="checkbox"/> PMPGV <input type="checkbox"/> TRQ 0.00: Disable 0.01 to 30.00 s	Y	Y	0.00	
H86	For adjustment by manufacturer *9	0 to 2	Y	Y	0	5-270
H89	For adjustment by manufacturer *9	0, 1	Y	Y	1	5-270
H90	For adjustment by manufacturer *9	0, 1	Y	Y	0	5-270
H91	Current input wire break detection	<input type="checkbox"/> V/f <input type="checkbox"/> PGV/f <input type="checkbox"/> SLV <input type="checkbox"/> PGV <input type="checkbox"/> PMSLV <input type="checkbox"/> PMPGV <input type="checkbox"/> TRQ 0.0 (Alarm disable): 0.1 to 60.0 s	Y	Y	0.0	5-270
H92	Continuous running at the momentary power failure (P) (I)	<input type="checkbox"/> V/f <input type="checkbox"/> PGV/f <input type="checkbox"/> SLV <input type="checkbox"/> PGV <input type="checkbox"/> PMSLV <input type="checkbox"/> PMPGV <input type="checkbox"/> TRQ 0.000 to 10.000 times 999: Manufacturer adjustment value	Y	Y1 Y2	999	5-270
H93		<input type="checkbox"/> V/f <input type="checkbox"/> PGV/f <input type="checkbox"/> SLV <input type="checkbox"/> PGV <input type="checkbox"/> PMSLV <input type="checkbox"/> PMPGV <input type="checkbox"/> TRQ 0.010 to 10.000 s 999: Manufacturer adjustment value	Y	Y1 Y2	999	
H94	Cumulative run time of motor 1	<input type="checkbox"/> V/f <input type="checkbox"/> PGV/f <input type="checkbox"/> SLV <input type="checkbox"/> PGV <input type="checkbox"/> PMSLV <input type="checkbox"/> PMPGV <input type="checkbox"/> TRQ 0 to 99990 hours (updated in 10 hour units) Change in cumulative motor run time (reset possible)	N	N	-	5-270 5-270
H95	DC braking (Braking response mode)	<input type="checkbox"/> V/f <input type="checkbox"/> PGV/f <input type="checkbox"/> SLV <input type="checkbox"/> PGV <input type="checkbox"/> PMSLV <input type="checkbox"/> PMPGV <input type="checkbox"/> TRQ 0: Slow response 1: Quick response	Y	Y	1	5-120 5-270
H96	STOP key priority/ Start check function	<input type="checkbox"/> V/f <input type="checkbox"/> PGV/f <input type="checkbox"/> SLV <input type="checkbox"/> PGV <input type="checkbox"/> PMSLV <input type="checkbox"/> PMPGV <input type="checkbox"/> TRQ 0: STOP key priority disable/ Start check function disable 1: STOP key priority enable/ Start check function disable 2: STOP key priority disable/ Start check function enable 3: STOP key priority enable/ Start check function enable	Y	Y	0	5-271
H97	Clear alarm data	<input type="checkbox"/> V/f <input type="checkbox"/> PGV/f <input type="checkbox"/> SLV <input type="checkbox"/> PGV <input type="checkbox"/> PMSLV <input type="checkbox"/> PMPGV <input type="checkbox"/> TRQ 0: Disable 1: Clear alarm data (Automatically return to 0 after clearing data)	Y	N	0	5-271
H98	Protection/Maintenance function (Operation selection)	<input type="checkbox"/> V/f <input type="checkbox"/> PGV/f <input type="checkbox"/> SLV <input type="checkbox"/> PGV <input type="checkbox"/> PMSLV <input type="checkbox"/> PMPGV <input type="checkbox"/> TRQ 0 to 255 (Data is displayed in decimal) 0: Disable; 1: Enable Bit 0: Lower the carrier frequency automatically (0: Disable; 1: Enable) Bit 1: Input phase loss protection (0: Disable; 1: Enable) Bit 2: Output phase loss protection (0: Disable; 1: Enable) Bit 3: DC link bus capacitor life judgment selection (0: Factory default referenced; 1: User measurement value standard) Bit 4: Judge the life of DC link bus capacitor (0: Disable; 1: Enable) Bit 5: Detect DC fan lock (0: Enable; 1: Disable) Bit 6: Braking transistor error detection (0: Disable; 1: Enable) Bit 7: IP20/IP40 switching (0: IP20; 1: IP40)	Y	Y	*16	5-272
H99	Password function password 2 Setting/comparison	<input type="checkbox"/> V/f <input type="checkbox"/> PGV/f <input type="checkbox"/> SLV <input type="checkbox"/> PGV <input type="checkbox"/> PMSLV <input type="checkbox"/> PMPGV <input type="checkbox"/> TRQ 0000 to FFFF (in hexadecimal)	Y	N	0	5-274

\*9 This is a function code for adjustment by the manufacturer. Do not access these function codes.

\*15 When the sensorless vector control for PM is set to less than 10% of F04 (base frequency), the internal operation of H64 is limited to the P89 setting (%) of F04.

\*16 Up to 55kW: 83 (decimal display) 75kW: 19 (decimal display)

5.2 Function Code Tables

Function code	Name	Control method and Data setting range	Change when running	Data copying	Factory default	Related page
H101	Destination setting	<input type="checkbox"/> V/F <input type="checkbox"/> PGV/F <input type="checkbox"/> SLV <input type="checkbox"/> PGV <input type="checkbox"/> PMSLV <input type="checkbox"/> PMPGV <input type="checkbox"/> TRQ 0: Not selected 1: J 2: Asia 3: China 4: Europe 5: Americas 7: East Asia (Taiwan, etc.)	N	Y	1	5-277
H114	Anti-regenerative control (Operation level)	<input type="checkbox"/> V/F <input type="checkbox"/> PGV/F <input type="checkbox"/> SLV <input type="checkbox"/> PGV <input type="checkbox"/> PMSLV <input type="checkbox"/> PMPGV <input type="checkbox"/> TRQ 0.0 to 50.0 %, 999 (Auto)	Y	Y	999	5-277
H116	Forced operation (Operation selection)	<input type="checkbox"/> V/F <input type="checkbox"/> PGV/F <input type="checkbox"/> SLV <input type="checkbox"/> PGV <input type="checkbox"/> PMSLV <input type="checkbox"/> PMPGV <input type="checkbox"/> TRQ 0: [FMS] ON (Mode 1) 1: [FMS] ON/OFF torque method (Mode 1) 2: [FMS] ON latch method (Mode 1) 10: [FMS] ON (Mode 2) 11: [FMS] ON/OFF torque method (Mode 2) 12: [FMS] ON latch method (Mode 2) 20: [FMS] ON (Mode 3) 21: [FMS] ON/OFF torque method (Mode 3) 22: [FMS] ON latch method (Mode 3)	N	N	0	5-277
H117	Forced operation (Confirmation time)	<input type="checkbox"/> V/F <input type="checkbox"/> PGV/F <input type="checkbox"/> SLV <input type="checkbox"/> PGV <input type="checkbox"/> PMSLV <input type="checkbox"/> PMPGV <input type="checkbox"/> TRQ 0.5 to 10.0s	Y	Y	3.0	
H118	Forced operation (Set frequency)	<input type="checkbox"/> V/F <input type="checkbox"/> PGV/F <input type="checkbox"/> SLV <input type="checkbox"/> PGV <input type="checkbox"/> PMSLV <input type="checkbox"/> PMPGV <input type="checkbox"/> TRQ 0.0 (Inherit): Based on normal set frequency such as F01 0.1 to 599.0 Hz	Y	Y	0.0	
H119	Forced operation (Operation direction)	<input type="checkbox"/> V/F <input type="checkbox"/> PGV/F <input type="checkbox"/> SLV <input type="checkbox"/> PGV <input type="checkbox"/> PMSLV <input type="checkbox"/> PMPGV <input type="checkbox"/> TRQ 0: Based on normal run command such as F02 2: Forward rotation 3: Reverse rotation	Y	N	0	
H120	Forced operation (Starting method)	<input type="checkbox"/> V/F <input type="checkbox"/> PGV/F <input type="checkbox"/> SLV <input type="checkbox"/> PGV <input type="checkbox"/> PMSLV <input type="checkbox"/> PMPGV <input type="checkbox"/> TRQ 0: Based on normal starting method 1: Auto search (Speed search)	Y	Y	0	
H121	Forced operation (Wait time)	<input type="checkbox"/> V/F <input type="checkbox"/> PGV/F <input type="checkbox"/> SLV <input type="checkbox"/> PGV <input type="checkbox"/> PMSLV <input type="checkbox"/> PMPGV <input type="checkbox"/> TRQ 0.5 to 20.0 s	Y	Y	5.0	
H130	For special adjustment (Torque limiting)	<input type="checkbox"/> V/F <input type="checkbox"/> PGV/F <input type="checkbox"/> SLV <input type="checkbox"/> PGV <input type="checkbox"/> PMSLV <input type="checkbox"/> PMPGV <input type="checkbox"/> TRQ 0.000 to 2.000; 999	Y	Y	999	5-279
H131	For special adjustment (Torque limiting)	<input type="checkbox"/> V/F <input type="checkbox"/> PGV/F <input type="checkbox"/> SLV <input type="checkbox"/> PGV <input type="checkbox"/> PMSLV <input type="checkbox"/> PMPGV <input type="checkbox"/> TRQ 0.000 ; 0.001 to 9.999 ; 999	Y	Y	999	
H132	For special adjustment (Torque limiting)	<input type="checkbox"/> V/F <input type="checkbox"/> PGV/F <input type="checkbox"/> SLV <input type="checkbox"/> PGV <input type="checkbox"/> PMSLV <input type="checkbox"/> PMPGV <input type="checkbox"/> TRQ 0.000 ; 0.001 to 9.999 ; 999	Y	Y	999	
H133	For special adjustment (Anti-regenerative control)	<input type="checkbox"/> V/F <input type="checkbox"/> PGV/F <input type="checkbox"/> SLV <input type="checkbox"/> PGV <input type="checkbox"/> PMSLV <input type="checkbox"/> PMPGV <input type="checkbox"/> TRQ 0.000 to 2.000; 999	Y	Y	999	5-279
H134	For special adjustment (Anti-regenerative control)	<input type="checkbox"/> V/F <input type="checkbox"/> PGV/F <input type="checkbox"/> SLV <input type="checkbox"/> PGV <input type="checkbox"/> PMSLV <input type="checkbox"/> PMPGV <input type="checkbox"/> TRQ 0.000 ; 0.001 to 9.999 ; 999	Y	Y	999	
H135	For special adjustment (Anti-regenerative control)	<input type="checkbox"/> V/F <input type="checkbox"/> PGV/F <input type="checkbox"/> SLV <input type="checkbox"/> PGV <input type="checkbox"/> PMSLV <input type="checkbox"/> PMPGV <input type="checkbox"/> TRQ 0.000 ; 0.001 to 9.999 ; 999	Y	Y	999	
H136	For special adjustment (Current limiting)	<input type="checkbox"/> V/F <input type="checkbox"/> PGV/F <input type="checkbox"/> SLV <input type="checkbox"/> PGV <input type="checkbox"/> PMSLV <input type="checkbox"/> PMPGV <input type="checkbox"/> TRQ 0.00 to 1.00; 999	Y	Y	999	5-279
H137	For special adjustment (Current limiting)	<input type="checkbox"/> V/F <input type="checkbox"/> PGV/F <input type="checkbox"/> SLV <input type="checkbox"/> PGV <input type="checkbox"/> PMSLV <input type="checkbox"/> PMPGV <input type="checkbox"/> TRQ 0.001 to 10.000; 999	Y	Y	999	
H147	Speed control (JOG) FF (Gain)	<input type="checkbox"/> V/F <input type="checkbox"/> PGV/F <input type="checkbox"/> SLV <input type="checkbox"/> PGV <input type="checkbox"/> PMSLV <input type="checkbox"/> PMPGV <input type="checkbox"/> TRQ 0.00 to 99.99 s	Y*	Y	0.00	5-279 5-322
H154	Torque bias (Mode selection)	<input type="checkbox"/> V/F <input type="checkbox"/> PGV/F <input type="checkbox"/> SLV <input type="checkbox"/> PGV <input type="checkbox"/> PMSLV <input type="checkbox"/> PMPGV <input type="checkbox"/> TRQ 0: Disable 1: Digital torque bias 2: Analog torque bias 3: RS-485 communications link (port 1) 4: RS-485 communications link (port 2) 5: Fieldbus link	N	Y	0	5-280
H155	(Level 1)	<input type="checkbox"/> V/F <input type="checkbox"/> PGV/F <input type="checkbox"/> SLV <input type="checkbox"/> PGV <input type="checkbox"/> PMSLV <input type="checkbox"/> PMPGV <input type="checkbox"/> TRQ -300 to +300 %	Y	Y	0	
H156	(Level 2)	<input type="checkbox"/> V/F <input type="checkbox"/> PGV/F <input type="checkbox"/> SLV <input type="checkbox"/> PGV <input type="checkbox"/> PMSLV <input type="checkbox"/> PMPGV <input type="checkbox"/> TRQ -300 to +300 %	Y	Y	0	
H157	(Level 3)	<input type="checkbox"/> V/F <input type="checkbox"/> PGV/F <input type="checkbox"/> SLV <input type="checkbox"/> PGV <input type="checkbox"/> PMSLV <input type="checkbox"/> PMPGV <input type="checkbox"/> TRQ -300 to +300 %	Y	Y	0	
H158	(Mechanical loss compensation)	<input type="checkbox"/> V/F <input type="checkbox"/> PGV/F <input type="checkbox"/> SLV <input type="checkbox"/> PGV <input type="checkbox"/> PMSLV <input type="checkbox"/> PMPGV <input type="checkbox"/> TRQ 0 to 300 %	Y	Y	0	
H159	(Startup timer)	<input type="checkbox"/> V/F <input type="checkbox"/> PGV/F <input type="checkbox"/> SLV <input type="checkbox"/> PGV <input type="checkbox"/> PMSLV <input type="checkbox"/> PMPGV <input type="checkbox"/> TRQ 0.00 to 1.00 s	N	Y	0.00	
H161	(Shutdown timer)	<input type="checkbox"/> V/F <input type="checkbox"/> PGV/F <input type="checkbox"/> SLV <input type="checkbox"/> PGV <input type="checkbox"/> PMSLV <input type="checkbox"/> PMPGV <input type="checkbox"/> TRQ 0.00 to 1.00 s	N	Y	0.00	
H162	(Limiter)	<input type="checkbox"/> V/F <input type="checkbox"/> PGV/F <input type="checkbox"/> SLV <input type="checkbox"/> PGV <input type="checkbox"/> PMSLV <input type="checkbox"/> PMPGV <input type="checkbox"/> TRQ 0 to 300 %	N	Y	200	

Function code	Name	Control method and Data setting range	Change when running	Data copying	Factory default	Related page
H173	Magnetic flux level at light load	<input type="checkbox"/> V/f <input type="checkbox"/> PGV/f <input type="checkbox"/> SLV <input type="checkbox"/> PGV <input type="checkbox"/> PMSLV <input type="checkbox"/> PMPGV <input type="checkbox"/> TRQ 10 to 100 %	Y	Y	100	5-281
H180	Brake control signal (Check-timer for brake operation)	<input type="checkbox"/> V/f <input type="checkbox"/> PGV/f <input type="checkbox"/> SLV <input type="checkbox"/> PGV <input type="checkbox"/> PMSLV <input type="checkbox"/> PMPGV <input type="checkbox"/> TRQ 0.00 to 10.00 s	Y	Y	1.00	5-281 5-309
H190	Motor output phase sequence selection	<input type="checkbox"/> V/f <input type="checkbox"/> PGV/f <input type="checkbox"/> SLV <input type="checkbox"/> PGV <input type="checkbox"/> PMSLV <input type="checkbox"/> PMPGV <input type="checkbox"/> TRQ 0: No phase sequence change 1: Terminal [U]: outputs U phase, terminal [V]: outputs W phase, terminal [W]: outputs V phase	N	Y	0	
H193	User preference dataset (Save)	<input type="checkbox"/> V/f <input type="checkbox"/> PGV/f <input type="checkbox"/> SLV <input type="checkbox"/> PGV <input type="checkbox"/> PMSLV <input type="checkbox"/> PMPGV <input type="checkbox"/> TRQ 0: Disable 1: Save	Y	N	0	5-238
H194	(Protection)	<input type="checkbox"/> V/f <input type="checkbox"/> PGV/f <input type="checkbox"/> SLV <input type="checkbox"/> PGV <input type="checkbox"/> PMSLV <input type="checkbox"/> PMPGV <input type="checkbox"/> TRQ 0: Save enable 1: Protected (Save disable)	Y	Y	0	
H195	DC braking (Braking timer at the startup)	<input type="checkbox"/> V/f <input type="checkbox"/> PGV/f <input type="checkbox"/> SLV <input type="checkbox"/> PGV <input type="checkbox"/> PMSLV <input type="checkbox"/> PMPGV <input type="checkbox"/> TRQ 0.00 (Disable): 0.01 to 30.00 s <input type="checkbox"/> PMSLV is valid only when P30 = 0	Y	Y	0.00	5-120 5-282
H196	For adjustment by manufacturer *9	0.001 to 9.999, 999	Y	Y	999	-
H197	User password 1 (Selection of protective operation)	<input type="checkbox"/> V/f <input type="checkbox"/> PGV/f <input type="checkbox"/> SLV <input type="checkbox"/> PGV <input type="checkbox"/> PMSLV <input type="checkbox"/> PMPGV <input type="checkbox"/> TRQ 0: All function codes are disclosed, but the change is not allowed. 1: Only the function code for quick setup can be disclosed/changed. 2: Only the function code for customize logic setting is not disclosed/not changed.	Y	Y	0	5-274
H198	User password 1 (Setting/check)	<input type="checkbox"/> V/f <input type="checkbox"/> PGV/f <input type="checkbox"/> SLV <input type="checkbox"/> PGV <input type="checkbox"/> PMSLV <input type="checkbox"/> PMPGV <input type="checkbox"/> TRQ 0000 to FFFF (in hexadecimal)	Y	N	0	
H199	User password protection valid	<input type="checkbox"/> V/f <input type="checkbox"/> PGV/f <input type="checkbox"/> SLV <input type="checkbox"/> PGV <input type="checkbox"/> PMSLV <input type="checkbox"/> PMPGV <input type="checkbox"/> TRQ 0: Disable 1: Protected	Y	N	0	

\*9 This is a function code for adjustment by the manufacturer. Do not access these function codes.

\*12 Y only when P30 = 0

■ A codes: Motor 2 Parameters (Motor 2 parameters)

Function code	Name	Control method and Data setting range	Change when running	Data copying	Factory default	Related page
A01	Maximum output frequency 2	<input type="checkbox"/> V/f <input type="checkbox"/> PGV/f <input type="checkbox"/> SLV <input type="checkbox"/> PGV <input type="checkbox"/> PMSLV <input type="checkbox"/> PMPGV <input type="checkbox"/> TRQ 5.0 to 599.0 Hz	N	Y	60.0	-
A02	Base frequency 2	<input type="checkbox"/> V/f <input type="checkbox"/> PGV/f <input type="checkbox"/> SLV <input type="checkbox"/> PGV <input type="checkbox"/> PMSLV <input type="checkbox"/> PMPGV <input type="checkbox"/> TRQ 5.0 to 599.0 Hz	N	Y	50.0	
A03	Rated voltage at base frequency 2	<input type="checkbox"/> V/f <input type="checkbox"/> PGV/f <input type="checkbox"/> SLV <input type="checkbox"/> PGV <input type="checkbox"/> PMSLV <input type="checkbox"/> PMPGV <input type="checkbox"/> TRQ 0: AVR disable (output voltage proportional to power voltage) 80 to 240 V: AVR operation (200 V series) 160 to 500 V: AVR operation (400 V series)	N	Y2	200/400	
A04	Maximum output voltage 2	<input type="checkbox"/> V/f <input type="checkbox"/> PGV/f <input type="checkbox"/> SLV <input type="checkbox"/> PGV <input type="checkbox"/> PMSLV <input type="checkbox"/> PMPGV <input type="checkbox"/> TRQ 80 to 240 V: AVR operation (200 V series) 160 to 500 V: AVR operation (400 V series)	N	Y2		
A05	Torque boost 2	<input type="checkbox"/> V/f <input type="checkbox"/> PGV/f <input type="checkbox"/> SLV <input type="checkbox"/> PGV <input type="checkbox"/> PMSLV <input type="checkbox"/> PMPGV <input type="checkbox"/> TRQ 0.0 to 20.0 % (% value against base frequency voltage 2)	Y	Y	*2	
A06	Electronic thermal overload protection for motor 2 (Select motor characteristics)	<input type="checkbox"/> V/f <input type="checkbox"/> PGV/f <input type="checkbox"/> SLV <input type="checkbox"/> PGV <input type="checkbox"/> PMSLV <input type="checkbox"/> PMPGV <input type="checkbox"/> TRQ 1: Enable (for a general-purpose motor with self-cooling fan) 2: Enable (for an inverter-driven motor with separately powered cooling fan)	Y	Y	1	
A07	(Operation level)	<input type="checkbox"/> V/f <input type="checkbox"/> PGV/f <input type="checkbox"/> SLV <input type="checkbox"/> PGV <input type="checkbox"/> PMSLV <input type="checkbox"/> PMPGV <input type="checkbox"/> TRQ 0.00 (disable), current value of 1 to 135 % of inverter rated current	Y	Y1Y2	*3	
A08	(Thermal time constant)	<input type="checkbox"/> V/f <input type="checkbox"/> PGV/f <input type="checkbox"/> SLV <input type="checkbox"/> PGV <input type="checkbox"/> PMSLV <input type="checkbox"/> PMPGV <input type="checkbox"/> TRQ 0.5 to 75.0 min	Y	Y	*10	
A09	DC braking 2 (starting frequency)	<input type="checkbox"/> V/f <input type="checkbox"/> PGV/f <input type="checkbox"/> SLV <input type="checkbox"/> PGV <input type="checkbox"/> PMSLV <input type="checkbox"/> PMPGV <input type="checkbox"/> TRQ 0.0 to 60.0 Hz	Y	Y	0.0	
A10	(Operation level)	<input type="checkbox"/> V/f <input type="checkbox"/> PGV/f <input type="checkbox"/> SLV <input type="checkbox"/> PGV <input type="checkbox"/> PMSLV <input type="checkbox"/> PMPGV <input type="checkbox"/> TRQ 0 to 100 % (HHD specification), 0 to 80 % (HND specification)	Y	Y	0	
A11	(Braking time)	<input type="checkbox"/> V/f <input type="checkbox"/> PGV/f <input type="checkbox"/> SLV <input type="checkbox"/> PGV <input type="checkbox"/> PMSLV <input type="checkbox"/> PMPGV <input type="checkbox"/> TRQ 0.00 (disable): 0.01 to 30.00 s	Y	Y	0.00	
A12	Starting frequency 2	<input type="checkbox"/> V/f <input type="checkbox"/> PGV/f <input type="checkbox"/> SLV <input type="checkbox"/> PGV <input type="checkbox"/> PMSLV <input type="checkbox"/> PMPGV <input type="checkbox"/> TRQ 0.0 to 60.0 Hz	Y	Y	0.5	
A13	Load selection/ Auto torque boost/ Auto energy-saving operation 2	<input type="checkbox"/> V/f <input type="checkbox"/> PGV/f <input type="checkbox"/> SLV <input type="checkbox"/> PGV <input type="checkbox"/> PMSLV <input type="checkbox"/> PMPGV <input type="checkbox"/> TRQ 0: Quadratic-torque load 1: Constant torque load 2: Auto torque boost 3: Auto energy-saving operation (quadratic-torque load) 4: Auto energy-saving operation (constant torque load) 5: Auto energy-saving operation with auto torque boost	N	Y	1	
A14	Drive control selection 2	<input type="checkbox"/> V/f <input type="checkbox"/> PGV/f <input type="checkbox"/> SLV <input type="checkbox"/> PGV <input type="checkbox"/> PMSLV <input type="checkbox"/> PMPGV <input type="checkbox"/> TRQ 0: V/f control without slip compensation 1: Dynamic torque vector control 2: V/f control with slip compensation 3: V/f control with sensor 4: Dynamic torque vector control with sensor 5: Sensorless vector control 6: Vector control with sensor	N	Y	0	
A15	Motor 2 (No. of poles)	<input type="checkbox"/> V/f <input type="checkbox"/> PGV/f <input type="checkbox"/> SLV <input type="checkbox"/> PGV <input type="checkbox"/> PMSLV <input type="checkbox"/> PMPGV <input type="checkbox"/> TRQ 2 to 128 poles	N	Y1Y2	4	
A16	(Rated capacity)	<input type="checkbox"/> V/f <input type="checkbox"/> PGV/f <input type="checkbox"/> SLV <input type="checkbox"/> PGV <input type="checkbox"/> PMSLV <input type="checkbox"/> PMPGV <input type="checkbox"/> TRQ 0.01 to 1000 kW (when A39 = 0,2 to 5) 0.01 to 1000 HP (At P39 = 1)	N	Y1Y2	*6	
A17	(Rated current)	<input type="checkbox"/> V/f <input type="checkbox"/> PGV/f <input type="checkbox"/> SLV <input type="checkbox"/> PGV <input type="checkbox"/> PMSLV <input type="checkbox"/> PMPGV <input type="checkbox"/> TRQ 0.00 to 2000 A	N	Y1Y2	*6	
A18	(Auto-tuning)	<input type="checkbox"/> V/f <input type="checkbox"/> PGV/f <input type="checkbox"/> SLV <input type="checkbox"/> PGV <input type="checkbox"/> PMSLV <input type="checkbox"/> PMPGV <input type="checkbox"/> TRQ 0: Disable 1: Tune the motor while it is stopped 2: Rotation tuning 5: Stop tuning (%R1, %X only)	N	N	0	
A19	(Online tuning)	<input type="checkbox"/> V/f <input type="checkbox"/> PGV/f <input type="checkbox"/> SLV <input type="checkbox"/> PGV <input type="checkbox"/> PMSLV <input type="checkbox"/> PMPGV <input type="checkbox"/> TRQ 0: Invalid 1: Valid	Y	Y	0	
A20	(No-load current)	<input type="checkbox"/> V/f <input type="checkbox"/> PGV/f <input type="checkbox"/> SLV <input type="checkbox"/> PGV <input type="checkbox"/> PMSLV <input type="checkbox"/> PMPGV <input type="checkbox"/> TRQ 0.00 to 2000 A	N	Y1Y2	*6	
A21	(%R1)	<input type="checkbox"/> V/f <input type="checkbox"/> PGV/f <input type="checkbox"/> SLV <input type="checkbox"/> PGV <input type="checkbox"/> PMSLV <input type="checkbox"/> PMPGV <input type="checkbox"/> TRQ 0.00 to 50.00 %	Y	Y1Y2	*6	
A22	(%X)	<input type="checkbox"/> V/f <input type="checkbox"/> PGV/f <input type="checkbox"/> SLV <input type="checkbox"/> PGV <input type="checkbox"/> PMSLV <input type="checkbox"/> PMPGV <input type="checkbox"/> TRQ 0.00 to 50.00 %	Y	Y1Y2	*6	
A23	(Slip compensation gain for driving)	<input type="checkbox"/> V/f <input type="checkbox"/> PGV/f <input type="checkbox"/> SLV <input type="checkbox"/> PGV <input type="checkbox"/> PMSLV <input type="checkbox"/> PMPGV <input type="checkbox"/> TRQ 0.0 to 200.0 %	Y*	Y	100.0	
A24	(Slip compensation response time)	<input type="checkbox"/> V/f <input type="checkbox"/> PGV/f <input type="checkbox"/> SLV <input type="checkbox"/> PGV <input type="checkbox"/> PMSLV <input type="checkbox"/> PMPGV <input type="checkbox"/> TRQ 0.01 to 10.00 s	Y	Y1Y2	0.12	

Function code	Name	Control method and Data setting range	Change when running	Data copying	Factory default	Related page
A25	(Slip compensation gain for braking)	<input type="checkbox"/> V/f <input type="checkbox"/> PGV/f <input type="checkbox"/> SLV <input type="checkbox"/> PGV <input type="checkbox"/> PMSLV <input type="checkbox"/> PMPGV <input type="checkbox"/> TRQ 0.0 to 200.0 %	Y*	Y	100.0	
A26	(Rated slip frequency)	<input type="checkbox"/> V/f <input type="checkbox"/> PGV/f <input type="checkbox"/> SLV <input type="checkbox"/> PGV <input type="checkbox"/> PMSLV <input type="checkbox"/> PMPGV <input type="checkbox"/> TRQ 0.00 to 15.00 Hz	N	Y1Y2	*6	
A27	(Iron loss factor 1)	<input type="checkbox"/> V/f <input type="checkbox"/> PGV/f <input type="checkbox"/> SLV <input type="checkbox"/> PGV <input type="checkbox"/> PMSLV <input type="checkbox"/> PMPGV <input type="checkbox"/> TRQ 0.00 to 20.00 %	Y	Y1Y2	*6	
A28	(Iron loss factor 2)	<input type="checkbox"/> V/f <input type="checkbox"/> PGV/f <input type="checkbox"/> SLV <input type="checkbox"/> PGV <input type="checkbox"/> PMSLV <input type="checkbox"/> PMPGV <input type="checkbox"/> TRQ 0.00 to 20.00 %	Y	Y1Y2	0.00	
A29	(Iron loss factor 3)	<input type="checkbox"/> V/f <input type="checkbox"/> PGV/f <input type="checkbox"/> SLV <input type="checkbox"/> PGV <input type="checkbox"/> PMSLV <input type="checkbox"/> PMPGV <input type="checkbox"/> TRQ 0.00 to 20.00 %	Y	Y1Y2	0.00	
A30	(Magnetic saturation factor 1)	<input type="checkbox"/> V/f <input type="checkbox"/> PGV/f <input type="checkbox"/> SLV <input type="checkbox"/> PGV <input type="checkbox"/> PMSLV <input type="checkbox"/> PMPGV <input type="checkbox"/> TRQ 0.0 to 300.0 %	Y	Y1Y2	*6	
A31	(Magnetic saturation factor 2)	<input type="checkbox"/> V/f <input type="checkbox"/> PGV/f <input type="checkbox"/> SLV <input type="checkbox"/> PGV <input type="checkbox"/> PMSLV <input type="checkbox"/> PMPGV <input type="checkbox"/> TRQ 0.0 to 300.0 %	Y	Y1Y2	*6	
A32	(Magnetic saturation factor 3)	<input type="checkbox"/> V/f <input type="checkbox"/> PGV/f <input type="checkbox"/> SLV <input type="checkbox"/> PGV <input type="checkbox"/> PMSLV <input type="checkbox"/> PMPGV <input type="checkbox"/> TRQ 0.0 to 300.0 %	Y	Y1Y2	*6	
A33	(Magnetic saturation factor 4)	<input type="checkbox"/> V/f <input type="checkbox"/> PGV/f <input type="checkbox"/> SLV <input type="checkbox"/> PGV <input type="checkbox"/> PMSLV <input type="checkbox"/> PMPGV <input type="checkbox"/> TRQ 0.0 to 300.0 %	Y	Y1Y2	*6	
A34	(Magnetic saturation factor 5)	<input type="checkbox"/> V/f <input type="checkbox"/> PGV/f <input type="checkbox"/> SLV <input type="checkbox"/> PGV <input type="checkbox"/> PMSLV <input type="checkbox"/> PMPGV <input type="checkbox"/> TRQ 0.0 to 300.0 %	Y	Y1Y2	*6	
A35	(Magnetic saturation expansion coefficient a)	<input type="checkbox"/> V/f <input type="checkbox"/> PGV/f <input type="checkbox"/> SLV <input type="checkbox"/> PGV <input type="checkbox"/> PMSLV <input type="checkbox"/> PMPGV <input type="checkbox"/> TRQ 0.0 to 300.0 %	Y	Y1Y2	*6	
A36	(Magnetic saturation expansion coefficient b)	<input type="checkbox"/> V/f <input type="checkbox"/> PGV/f <input type="checkbox"/> SLV <input type="checkbox"/> PGV <input type="checkbox"/> PMSLV <input type="checkbox"/> PMPGV <input type="checkbox"/> TRQ 0.0 to 300.0 %	Y	Y1Y2	*6	
A37	(Magnetic saturation expansion coefficient c)	<input type="checkbox"/> V/f <input type="checkbox"/> PGV/f <input type="checkbox"/> SLV <input type="checkbox"/> PGV <input type="checkbox"/> PMSLV <input type="checkbox"/> PMPGV <input type="checkbox"/> TRQ 0.0 to 300.0 %	Y	Y1Y2	*6	
A38	Load inertia 2	<input type="checkbox"/> V/f <input type="checkbox"/> PGV/f <input type="checkbox"/> SLV <input type="checkbox"/> PGV <input type="checkbox"/> PMSLV <input type="checkbox"/> PMPGV <input type="checkbox"/> TRQ 0.00 to 99.99 s	Y	Y1Y2	0.000	
A39	Motor 2 selection	<input type="checkbox"/> V/f <input type="checkbox"/> PGV/f <input type="checkbox"/> SLV <input type="checkbox"/> PGV <input type="checkbox"/> PMSLV <input type="checkbox"/> PMPGV <input type="checkbox"/> TRQ 0: Motor characteristics 0 (Fuji standard IM, 8-series) 1: Motor characteristics 1 (HP rating IMs) 2: Motor characteristics 2 (Fuji dedicated motors for vector control) 3: Motor characteristics 0 (Refer to replacement material when using Fuji standard IM, 6-series) 4: Other IMs 5: Motor characteristics 5 (Fuji premium efficiency motors)	N	Y1Y2	5	
A40	Slip compensation 2 (Operating conditions selection)	<input type="checkbox"/> V/f <input type="checkbox"/> PGV/f <input type="checkbox"/> SLV <input type="checkbox"/> PGV <input type="checkbox"/> PMSLV <input type="checkbox"/> PMPGV <input type="checkbox"/> TRQ 0: Enable during acceleration/deceleration, enable at base frequency or higher 1: Disable during acceleration/deceleration, enable at base frequency or higher 2: Enable during acceleration/deceleration, disable at base frequency or higher 3: Disable during acceleration/deceleration, disable at base frequency or higher	N	Y	0	
A41	Output current fluctuation damping gain for motor 2	<input type="checkbox"/> V/f <input type="checkbox"/> PGV/f <input type="checkbox"/> SLV <input type="checkbox"/> PGV <input type="checkbox"/> PMSLV <input type="checkbox"/> PMPGV <input type="checkbox"/> TRQ 0.00 to 1.00	Y	Y	0.20	

\*2: Factory defaults are depended on motor capacity. Refer to Table 5.2-1 Factory default settings by inverter capacity.

\*3: The motor rated current is automatically set. Refer to Table 5.2-2 Motor constants (function code P03).

\*6: Factory defaults are depended on motor capacity.

\*10: 5.0 min for 22 kW or lower inverters, 10.0 min for 30 kW or higher inverters

Function code	Name	Control method and Data setting range	Change when running	Data copying	Factory default	Related page
A42	Motor/parameter switching 2 (Operation selection)	<input type="checkbox"/> V/f <input type="checkbox"/> PGV/f <input type="checkbox"/> SLV <input type="checkbox"/> PGV <input type="checkbox"/> PMSLV <input type="checkbox"/> TRQ 0: Motor switching (Switching with motor 2) 1: Parameter switching (Switching with A code)	N	Y	0	
A43	Speed control 2 (Speed command filter)	<input type="checkbox"/> V/f <input type="checkbox"/> PGV/f <input type="checkbox"/> SLV <input type="checkbox"/> PGV <input type="checkbox"/> PMSLV <input type="checkbox"/> PMPGV <input type="checkbox"/> TRQ 0.000 to 5.000 s	Y	Y	0.020	5-318
A44	(Speed detection filter)	<input type="checkbox"/> V/f <input type="checkbox"/> PGV/f <input type="checkbox"/> SLV <input type="checkbox"/> PGV <input type="checkbox"/> PMSLV <input type="checkbox"/> PMPGV <input type="checkbox"/> TRQ 0.000 to 0.100 s	Y*	Y	0.005	
A45	P (Gain)	<input type="checkbox"/> V/f <input type="checkbox"/> PGV/f <input type="checkbox"/> SLV <input type="checkbox"/> PGV <input type="checkbox"/> PMSLV <input type="checkbox"/> PMPGV <input type="checkbox"/> TRQ 0.1 to 200.0 times	Y*	Y	10.0	

## 5.2 Function Code Tables

Function code	Name	Control method and Data setting range	Change when running	Data copying	Factory default	Related page
A46	I (Integral time)	<input type="checkbox"/> V/f <input type="checkbox"/> PGV/f <input type="checkbox"/> SLV <input type="checkbox"/> PGV <input type="checkbox"/> PMSLV <input type="checkbox"/> PMPGV <input type="checkbox"/> TRQ 0.001 to 9.999 s, 999 (Cancel integral term)	Y*	Y	0.100	
A47	FF (Gain)	<input type="checkbox"/> V/f <input type="checkbox"/> PGV/f <input type="checkbox"/> SLV <input type="checkbox"/> PGV <input type="checkbox"/> PMSLV <input type="checkbox"/> PMPGV <input type="checkbox"/> TRQ 0.00 to 99.99 s	Y*	Y	0.00	
A48	(Output filter)	<input type="checkbox"/> V/f <input type="checkbox"/> PGV/f <input type="checkbox"/> SLV <input type="checkbox"/> PGV <input type="checkbox"/> PMSLV <input type="checkbox"/> PMPGV <input type="checkbox"/> TRQ 0.000 to 0.100 s	Y	Y	0.002	
A49	(Notch filter resonance frequency)	<input type="checkbox"/> V/f <input type="checkbox"/> PGV/f <input type="checkbox"/> SLV <input type="checkbox"/> PGV <input type="checkbox"/> PMSLV <input type="checkbox"/> PMPGV <input type="checkbox"/> TRQ 1 to 500 Hz	Y	Y	200	
A50	(Notch filter attenuation level)	<input type="checkbox"/> V/f <input type="checkbox"/> PGV/f <input type="checkbox"/> SLV <input type="checkbox"/> PGV <input type="checkbox"/> PMSLV <input type="checkbox"/> PMPGV <input type="checkbox"/> TRQ 0 to 40 dB	Y	Y	0	
A51	Cumulative run time of motor 2	<input type="checkbox"/> V/f <input type="checkbox"/> PGV/f <input type="checkbox"/> SLV <input type="checkbox"/> PGV <input type="checkbox"/> PMSLV <input type="checkbox"/> PMPGV <input type="checkbox"/> TRQ 0 to 99990 hours (Updated in 10 hour units) Change in cumulative motor run time (Reset possible)	N	N	0	-
A52	Startup count for motor 2	<input type="checkbox"/> V/f <input type="checkbox"/> PGV/f <input type="checkbox"/> SLV <input type="checkbox"/> PGV <input type="checkbox"/> PMSLV <input type="checkbox"/> PMPGV <input type="checkbox"/> TRQ 0 to 65535 times For adjustment when carrying out replacement	Y	N	0	
A53	Motor 2 (%X correction factor 1)	<input type="checkbox"/> V/f <input type="checkbox"/> PGV/f <input type="checkbox"/> SLV <input type="checkbox"/> PGV <input type="checkbox"/> PMSLV <input type="checkbox"/> PMPGV <input type="checkbox"/> TRQ 0 to 300 %	Y	Y1Y2	100	
A54	(%X correction factor 2)	<input type="checkbox"/> V/f <input type="checkbox"/> PGV/f <input type="checkbox"/> SLV <input type="checkbox"/> PGV <input type="checkbox"/> PMSLV <input type="checkbox"/> PMPGV <input type="checkbox"/> TRQ 0 to 300 %	Y	Y1Y2	100	
A55	(Torque current under vector control)	<input type="checkbox"/> V/f <input type="checkbox"/> PGV/f <input type="checkbox"/> SLV <input type="checkbox"/> PGV <input type="checkbox"/> PMSLV <input type="checkbox"/> PMPGV <input type="checkbox"/> TRQ 0.00 to 2000 A	N	Y1Y2	*6	
A56	(Induced voltage factor under vector control)	<input type="checkbox"/> V/f <input type="checkbox"/> PGV/f <input type="checkbox"/> SLV <input type="checkbox"/> PGV <input type="checkbox"/> PMSLV <input type="checkbox"/> PMPGV <input type="checkbox"/> TRQ 50 to 100 %	N	Y1Y2	*6	
A57	(For adjustment by manufacturer *9)	<input type="checkbox"/> V/f <input type="checkbox"/> PGV/f <input type="checkbox"/> SLV <input type="checkbox"/> PGV <input type="checkbox"/> PMSLV <input type="checkbox"/> PMPGV <input type="checkbox"/> TRQ 0.000 to 20.000 s	Y	Y1Y2	*6	
A58	Speed control 2 (Notch filter width)	<input type="checkbox"/> V/f <input type="checkbox"/> PGV/f <input type="checkbox"/> SLV <input type="checkbox"/> PGV <input type="checkbox"/> PMSLV <input type="checkbox"/> PMPGV <input type="checkbox"/> TRQ 0 to 3 (0: Narrow to 3: Wide)	Y	Y	2	
A60	Speed display coefficient 2	<input type="checkbox"/> V/f <input type="checkbox"/> PGV/f <input type="checkbox"/> SLV <input type="checkbox"/> PGV <input type="checkbox"/> PMSLV <input type="checkbox"/> PMPGV <input type="checkbox"/> TRQ 0.00 to 600.00 0.00: Use E50	Y	Y	0.00	
A61	Constant rate of feeding coefficient 2/ Speed display auxiliary coefficient 2	<input type="checkbox"/> V/f <input type="checkbox"/> PGV/f <input type="checkbox"/> SLV <input type="checkbox"/> PGV <input type="checkbox"/> PMSLV <input type="checkbox"/> PMPGV <input type="checkbox"/> TRQ 0.000 to 9999	Y	Y	1.000	
A62	Starting frequency 2 (Holding time)	<input type="checkbox"/> V/f <input type="checkbox"/> PGV/f <input type="checkbox"/> SLV <input type="checkbox"/> PGV <input type="checkbox"/> PMSLV <input type="checkbox"/> PMPGV <input type="checkbox"/> TRQ 0.00 to 10.00 s	Y	Y	0.00	
A63	Stop frequency 2	<input type="checkbox"/> V/f <input type="checkbox"/> PGV/f <input type="checkbox"/> SLV <input type="checkbox"/> PGV <input type="checkbox"/> PMSLV <input type="checkbox"/> PMPGV <input type="checkbox"/> TRQ 0.0 to 60.0 Hz; 999 (Based on F25 setting)	Y	Y	999	
A64	(Detection method)	<input type="checkbox"/> V/f <input type="checkbox"/> PGV/f <input type="checkbox"/> SLV <input type="checkbox"/> PGV <input type="checkbox"/> PMSLV <input type="checkbox"/> PMPGV <input type="checkbox"/> TRQ 0: Actual speed/estimated speed 1: Reference speed 100: Follow setting of F38	N	Y	100	
A65	(Holding time)	<input type="checkbox"/> V/f <input type="checkbox"/> PGV/f <input type="checkbox"/> SLV <input type="checkbox"/> PGV <input type="checkbox"/> PMSLV <input type="checkbox"/> PMPGV <input type="checkbox"/> TRQ 0.00 to 10.00 s	Y	Y	0.00	
A66	Motor 2 (Thermistor operation selection)	<input type="checkbox"/> V/f <input type="checkbox"/> PGV/f <input type="checkbox"/> SLV <input type="checkbox"/> PGV <input type="checkbox"/> PMSLV <input type="checkbox"/> PMPGV <input type="checkbox"/> TRQ 0: Disable 1: PTC (OH4 trips and inverter stops) 2: PTC (Output signal (THM) is out, and motor continues to run) 3: NTC (OH4 trips and inverter stops) 100: G1 compatible operation	Y	Y	100	
A67	(Operation level)	<input type="checkbox"/> V/f <input type="checkbox"/> PGV/f <input type="checkbox"/> SLV <input type="checkbox"/> PGV <input type="checkbox"/> PMSLV <input type="checkbox"/> PMPGV <input type="checkbox"/> TRQ 0.00 to 5.00 V	Y	Y	0.35	
A98	(Function selection)	<input type="checkbox"/> V/f <input type="checkbox"/> PGV/f <input type="checkbox"/> SLV <input type="checkbox"/> PGV <input type="checkbox"/> PMSLV <input type="checkbox"/> PMPGV <input type="checkbox"/> TRQ 0 to 255 Bit 0: Current limiter (F43, F44) (0: Disable, 1: Enable) Bit 1: Rotational direction control (H08) (0: Disable, 1: Enable) Bit 2: Non-linear V/f (H50 to H53, H65, H66) (0: Disable, 1: Enable) Bit 3: PID control (J01 to J62, H91) (0: Disable, 1: Enable) Bit 4: Brake signal (0: Disable, 1: Enable) Bit 5: Braking timer at startup (H195) (0: Disable, 1: Enable) Bit 6 to 7: Reserved	N	Y	0	5-287

\*6: Factory defaults are depended on motor capacity.

\*9: This is a function code for adjustment by the manufacturer. Do not change.

■ b codes: Motor 3 Parameters (Motor 3 parameters)

Function code	Name	Control method and Data setting range	Change when running	Data copying	Factory default	Related page
b01	Maximum output frequency 3	<input type="checkbox"/> V/f <input type="checkbox"/> PGV/f <input type="checkbox"/> SLV <input type="checkbox"/> PGV <input type="checkbox"/> PMSLV <input type="checkbox"/> PMPGV <input type="checkbox"/> TRQ 5.0 to 599.0 Hz	N	Y	60.0	-
b02	Base frequency 3	<input type="checkbox"/> V/f <input type="checkbox"/> PGV/f <input type="checkbox"/> SLV <input type="checkbox"/> PGV <input type="checkbox"/> PMSLV <input type="checkbox"/> PMPGV <input type="checkbox"/> TRQ 5.0 to 599.0 Hz	N	Y	50.0	
b03	Rated voltage at base frequency 3	<input type="checkbox"/> V/f <input type="checkbox"/> PGV/f <input type="checkbox"/> SLV <input type="checkbox"/> PGV <input type="checkbox"/> PMSLV <input type="checkbox"/> PMPGV <input type="checkbox"/> TRQ 0: AVR disable (output voltage proportional to power voltage) 80 to 240 V: AVR operation (200 V series) 160 to 500 V: AVR operation (400 V series)	N	Y2	200/400	
b04	Maximum output voltage 3	<input type="checkbox"/> V/f <input type="checkbox"/> PGV/f <input type="checkbox"/> SLV <input type="checkbox"/> PGV <input type="checkbox"/> PMSLV <input type="checkbox"/> PMPGV <input type="checkbox"/> TRQ 80 to 240 V: AVR operation (200 V series) 160 to 500 V: AVR operation (400 V series)	N	Y2		
b05	Torque boost 3	<input type="checkbox"/> V/f <input type="checkbox"/> PGV/f <input type="checkbox"/> SLV <input type="checkbox"/> PGV <input type="checkbox"/> PMSLV <input type="checkbox"/> PMPGV <input type="checkbox"/> TRQ 0.0 to 20.0 % (% value against base frequency voltage 3)	Y	Y	*2	
b06	Electronic thermal overload protection for motor 3 (Select motor characteristics)	<input type="checkbox"/> V/f <input type="checkbox"/> PGV/f <input type="checkbox"/> SLV <input type="checkbox"/> PGV <input type="checkbox"/> PMSLV <input type="checkbox"/> PMPGV <input type="checkbox"/> TRQ 1: Enable (for a general-purpose motor with self-cooling fan) 2: Enable (for an inverter-driven motor with separately powered cooling fan)	Y	Y	1	
b07	(Operation level)	<input type="checkbox"/> V/f <input type="checkbox"/> PGV/f <input type="checkbox"/> SLV <input type="checkbox"/> PGV <input type="checkbox"/> PMSLV <input type="checkbox"/> PMPGV <input type="checkbox"/> TRQ 0.00 (disable), current value of 1 to 135 % of inverter rated current	Y	Y1Y2	*3	
b08	(Thermal time constant)	<input type="checkbox"/> V/f <input type="checkbox"/> PGV/f <input type="checkbox"/> SLV <input type="checkbox"/> PGV <input type="checkbox"/> PMSLV <input type="checkbox"/> PMPGV <input type="checkbox"/> TRQ 0.5 to 75.0 min	Y	Y	*10	
b09	DC braking 3 (starting frequency)	<input type="checkbox"/> V/f <input type="checkbox"/> PGV/f <input type="checkbox"/> SLV <input type="checkbox"/> PGV <input type="checkbox"/> PMSLV <input type="checkbox"/> PMPGV <input type="checkbox"/> TRQ 0.0 to 60.0 Hz	Y	Y	0.0	
b10	(Operation level)	<input type="checkbox"/> V/f <input type="checkbox"/> PGV/f <input type="checkbox"/> SLV <input type="checkbox"/> PGV <input type="checkbox"/> PMSLV <input type="checkbox"/> PMPGV <input type="checkbox"/> TRQ 0 to 100 % (HHD specification), 0 to 80 % (HND specification)	Y	Y	0	
b11	(Braking time)	<input type="checkbox"/> V/f <input type="checkbox"/> PGV/f <input type="checkbox"/> SLV <input type="checkbox"/> PGV <input type="checkbox"/> PMSLV <input type="checkbox"/> PMPGV <input type="checkbox"/> TRQ 0.00 (disable): 0.01 to 30.00 s	Y	Y	0.00	
b12	Starting frequency 3	<input type="checkbox"/> V/f <input type="checkbox"/> PGV/f <input type="checkbox"/> SLV <input type="checkbox"/> PGV <input type="checkbox"/> PMSLV <input type="checkbox"/> PMPGV <input type="checkbox"/> TRQ 0.0 to 60.0 Hz	Y	Y	0.5	
b13	Load selection/ Auto torque boost/ Auto energy-saving operation 3	<input type="checkbox"/> V/f <input type="checkbox"/> PGV/f <input type="checkbox"/> SLV <input type="checkbox"/> PGV <input type="checkbox"/> PMSLV <input type="checkbox"/> PMPGV <input type="checkbox"/> TRQ 0: Quadratic-torque load 1: Constant torque load 2: Auto torque boost 3: Auto energy-saving operation (quadratic-torque load) 4: Auto energy-saving operation (constant torque load) 5: Auto energy-saving operation with auto torque boost	N	Y	1	
b14	Drive control selection 3	<input type="checkbox"/> V/f <input type="checkbox"/> PGV/f <input type="checkbox"/> SLV <input type="checkbox"/> PGV <input type="checkbox"/> PMSLV <input type="checkbox"/> PMPGV <input type="checkbox"/> TRQ 0: V/f control without slip compensation 1: Dynamic torque vector control 2: V/f control with slip compensation 3: V/f control with sensor 4: Dynamic torque vector control with sensor 5: Sensorless vector control 6: Vector control with speed sensor	N	Y	0	
b15	Motor 3 (No. of poles)	<input type="checkbox"/> V/f <input type="checkbox"/> PGV/f <input type="checkbox"/> SLV <input type="checkbox"/> PGV <input type="checkbox"/> PMSLV <input type="checkbox"/> PMPGV <input type="checkbox"/> TRQ 2 to 128 poles	N	Y1Y2	4	
b16	(Rated capacity)	<input type="checkbox"/> V/f <input type="checkbox"/> PGV/f <input type="checkbox"/> SLV <input type="checkbox"/> PGV <input type="checkbox"/> PMSLV <input type="checkbox"/> PMPGV <input type="checkbox"/> TRQ 0.01 to 1000 kW (when b39 = 0,2 to 5) 0.01 to 1000 HP (At b39 = 1)	N	Y1Y2	*6	
b17	(Rated current)	<input type="checkbox"/> V/f <input type="checkbox"/> PGV/f <input type="checkbox"/> SLV <input type="checkbox"/> PGV <input type="checkbox"/> PMSLV <input type="checkbox"/> PMPGV <input type="checkbox"/> TRQ 0.00 to 2000 A	N	Y1Y2	*6	
b18	(Auto-tuning)	<input type="checkbox"/> V/f <input type="checkbox"/> PGV/f <input type="checkbox"/> SLV <input type="checkbox"/> PGV <input type="checkbox"/> PMSLV <input type="checkbox"/> PMPGV <input type="checkbox"/> TRQ 0: Disable 1: Tune the motor while it is stopped 2: Rotation tuning 5: Stop tuning (%R1, %X only)	N	N	0	
b19	(Online tuning)	<input type="checkbox"/> V/f <input type="checkbox"/> PGV/f <input type="checkbox"/> SLV <input type="checkbox"/> PGV <input type="checkbox"/> PMSLV <input type="checkbox"/> PMPGV <input type="checkbox"/> TRQ 0: Invalid 1: Valid	Y	Y	0	
b20	(No-load current)	<input type="checkbox"/> V/f <input type="checkbox"/> PGV/f <input type="checkbox"/> SLV <input type="checkbox"/> PGV <input type="checkbox"/> PMSLV <input type="checkbox"/> PMPGV <input type="checkbox"/> TRQ 0.00 to 2000 A	N	Y1Y2	*6	
b21	(%R1)	<input type="checkbox"/> V/f <input type="checkbox"/> PGV/f <input type="checkbox"/> SLV <input type="checkbox"/> PGV <input type="checkbox"/> PMSLV <input type="checkbox"/> PMPGV <input type="checkbox"/> TRQ 0.00 to 50.00 %	Y	Y1Y2	*6	
b22	(%X)	<input type="checkbox"/> V/f <input type="checkbox"/> PGV/f <input type="checkbox"/> SLV <input type="checkbox"/> PGV <input type="checkbox"/> PMSLV <input type="checkbox"/> PMPGV <input type="checkbox"/> TRQ 0.00 to 50.00 %	Y	Y1Y2	*6	
b23	(Slip compensation gain for driving)	<input type="checkbox"/> V/f <input type="checkbox"/> PGV/f <input type="checkbox"/> SLV <input type="checkbox"/> PGV <input type="checkbox"/> PMSLV <input type="checkbox"/> PMPGV <input type="checkbox"/> TRQ 0.0 to 200.0 %	Y*	Y	100.0	
b24	(Slip compensation response time)	<input type="checkbox"/> V/f <input type="checkbox"/> PGV/f <input type="checkbox"/> SLV <input type="checkbox"/> PGV <input type="checkbox"/> PMSLV <input type="checkbox"/> PMPGV <input type="checkbox"/> TRQ 0.01 to 10.00 s	Y	Y1Y2	0.12	

5.2 Function Code Tables

Function code	Name	Control method and Data setting range	Change when running	Data copying	Factory default	Related page
b25	(Slip compensation gain for braking)	<input type="checkbox"/> V/f <input type="checkbox"/> PGV/f <input type="checkbox"/> SLV <input type="checkbox"/> PGV <input type="checkbox"/> PMSLV <input type="checkbox"/> PMPGV <input type="checkbox"/> TRQ 0.0 to 200.0 %	Y*	Y	100.0	
b26	(Rated slip frequency)	<input type="checkbox"/> V/f <input type="checkbox"/> PGV/f <input type="checkbox"/> SLV <input type="checkbox"/> PGV <input type="checkbox"/> PMSLV <input type="checkbox"/> PMPGV <input type="checkbox"/> TRQ 0.00 to 15.00 Hz	N	Y1Y2	*6	
b27	(Iron loss factor 1)	<input type="checkbox"/> V/f <input type="checkbox"/> PGV/f <input type="checkbox"/> SLV <input type="checkbox"/> PGV <input type="checkbox"/> PMSLV <input type="checkbox"/> PMPGV <input type="checkbox"/> TRQ 0.00 to 20.00 %	Y	Y1Y2	*6	
b28	(Iron loss factor 2)	<input type="checkbox"/> V/f <input type="checkbox"/> PGV/f <input type="checkbox"/> SLV <input type="checkbox"/> PGV <input type="checkbox"/> PMSLV <input type="checkbox"/> PMPGV <input type="checkbox"/> TRQ 0.00 to 20.00 %	Y	Y1Y2	0.00	
b29	(Iron loss factor 3)	<input type="checkbox"/> V/f <input type="checkbox"/> PGV/f <input type="checkbox"/> SLV <input type="checkbox"/> PGV <input type="checkbox"/> PMSLV <input type="checkbox"/> PMPGV <input type="checkbox"/> TRQ 0.00 to 20.00 %	Y	Y1Y2	0.00	
b30	(Magnetic saturation factor 1)	<input type="checkbox"/> V/f <input type="checkbox"/> PGV/f <input type="checkbox"/> SLV <input type="checkbox"/> PGV <input type="checkbox"/> PMSLV <input type="checkbox"/> PMPGV <input type="checkbox"/> TRQ 0.0 to 300.0 %	Y	Y1Y2	*6	
b31	(Magnetic saturation factor 2)	<input type="checkbox"/> V/f <input type="checkbox"/> PGV/f <input type="checkbox"/> SLV <input type="checkbox"/> PGV <input type="checkbox"/> PMSLV <input type="checkbox"/> PMPGV <input type="checkbox"/> TRQ 0.0 to 300.0 %	Y	Y1Y2	*6	
b32	(Magnetic saturation factor 3)	<input type="checkbox"/> V/f <input type="checkbox"/> PGV/f <input type="checkbox"/> SLV <input type="checkbox"/> PGV <input type="checkbox"/> PMSLV <input type="checkbox"/> PMPGV <input type="checkbox"/> TRQ 0.0 to 300.0 %	Y	Y1Y2	*6	
b33	(Magnetic saturation factor 4)	<input type="checkbox"/> V/f <input type="checkbox"/> PGV/f <input type="checkbox"/> SLV <input type="checkbox"/> PGV <input type="checkbox"/> PMSLV <input type="checkbox"/> PMPGV <input type="checkbox"/> TRQ 0.0 to 300.0 %	Y	Y1Y2	*6	
b34	(Magnetic saturation factor 5)	<input type="checkbox"/> V/f <input type="checkbox"/> PGV/f <input type="checkbox"/> SLV <input type="checkbox"/> PGV <input type="checkbox"/> PMSLV <input type="checkbox"/> PMPGV <input type="checkbox"/> TRQ 0.0 to 300.0 %	Y	Y1Y2	*6	
b35	(Magnetic saturation expansion coefficient a)	<input type="checkbox"/> V/f <input type="checkbox"/> PGV/f <input type="checkbox"/> SLV <input type="checkbox"/> PGV <input type="checkbox"/> PMSLV <input type="checkbox"/> PMPGV <input type="checkbox"/> TRQ 0.0 to 300.0 %	Y	Y1Y2	*6	
b36	(Magnetic saturation expansion coefficient b)	<input type="checkbox"/> V/f <input type="checkbox"/> PGV/f <input type="checkbox"/> SLV <input type="checkbox"/> PGV <input type="checkbox"/> PMSLV <input type="checkbox"/> PMPGV <input type="checkbox"/> TRQ 0.0 to 300.0 %	Y	Y1Y2	*6	
b37	(Magnetic saturation expansion coefficient c)	<input type="checkbox"/> V/f <input type="checkbox"/> PGV/f <input type="checkbox"/> SLV <input type="checkbox"/> PGV <input type="checkbox"/> PMSLV <input type="checkbox"/> PMPGV <input type="checkbox"/> TRQ 0.0 to 300.0 %	Y	Y1Y2	*6	
b38	Load inertia 3	<input type="checkbox"/> V/f <input type="checkbox"/> PGV/f <input type="checkbox"/> SLV <input type="checkbox"/> PGV <input type="checkbox"/> PMSLV <input type="checkbox"/> PMPGV <input type="checkbox"/> TRQ 0.00 to 99.99 s	Y	Y1Y2	0.000	
b39	Motor 3 selection	<input type="checkbox"/> V/f <input type="checkbox"/> PGV/f <input type="checkbox"/> SLV <input type="checkbox"/> PGV <input type="checkbox"/> PMSLV <input type="checkbox"/> PMPGV <input type="checkbox"/> TRQ 0: Motor characteristics 0 (Fuji standard IM, 8-series) 1: Motor characteristics 1 (HP rating IMs) 2: Motor characteristics 2 (Fuji dedicated motors for vector control) 3: Motor characteristics 0 (Refer to replacement material when using Fuji standard IM, 6-series) 4: Other IMs 5: Motor characteristics 5 (Fuji premium efficiency motors)	N	Y1Y2	5	
b40	Slip compensation 3 (Operating conditions selection)	<input type="checkbox"/> V/f <input type="checkbox"/> PGV/f <input type="checkbox"/> SLV <input type="checkbox"/> PGV <input type="checkbox"/> PMSLV <input type="checkbox"/> PMPGV <input type="checkbox"/> TRQ 0: Enable during acceleration/deceleration, enable at base frequency or higher 1: Disable during acceleration/deceleration, enable at base frequency or higher 2: Enable during acceleration/deceleration, disable at base frequency or higher 3: Disable during acceleration/deceleration, disable at base frequency or higher	N	Y	0	
b41	Output current fluctuation damping gain for motor 3	<input type="checkbox"/> V/f <input type="checkbox"/> PGV/f <input type="checkbox"/> SLV <input type="checkbox"/> PGV <input type="checkbox"/> PMSLV <input type="checkbox"/> PMPGV <input type="checkbox"/> TRQ 0.00 to 1.00	Y	Y	0.20	
b42	Motor/parameter switching 3 (Operation selection)	<input type="checkbox"/> V/f <input type="checkbox"/> PGV/f <input type="checkbox"/> SLV <input type="checkbox"/> PGV <input type="checkbox"/> PMSLV <input type="checkbox"/> PMPGV <input type="checkbox"/> TRQ 0: Motor switching (Switching with motor 3) 1: Parameter switching (Switching with b code)	N	Y	0	
b43	Speed control 3 (Speed command filter)	<input type="checkbox"/> V/f <input type="checkbox"/> PGV/f <input type="checkbox"/> SLV <input type="checkbox"/> PGV <input type="checkbox"/> PMSLV <input type="checkbox"/> PMPGV <input type="checkbox"/> TRQ 0.000 to 5.000 s	Y	Y	0.020	5-318
b44	(Speed detection filter)	<input type="checkbox"/> V/f <input type="checkbox"/> PGV/f <input type="checkbox"/> SLV <input type="checkbox"/> PGV <input type="checkbox"/> PMSLV <input type="checkbox"/> PMPGV <input type="checkbox"/> TRQ 0.000 to 0.100 s	Y*	Y	0.005	
b45	(P gain)	<input type="checkbox"/> V/f <input type="checkbox"/> PGV/f <input type="checkbox"/> SLV <input type="checkbox"/> PGV <input type="checkbox"/> PMSLV <input type="checkbox"/> PMPGV <input type="checkbox"/> TRQ 0.1 to 200.0 times	Y*	Y	10.0	
b46	(I integral time)	<input type="checkbox"/> V/f <input type="checkbox"/> PGV/f <input type="checkbox"/> SLV <input type="checkbox"/> PGV <input type="checkbox"/> PMSLV <input type="checkbox"/> PMPGV <input type="checkbox"/> TRQ 0.001 to 9.999 s, 999 (Cancel integral term)	Y*	Y	0.100	
b47	FF (Gain)	<input type="checkbox"/> V/f <input type="checkbox"/> PGV/f <input type="checkbox"/> SLV <input type="checkbox"/> PGV <input type="checkbox"/> PMSLV <input type="checkbox"/> PMPGV <input type="checkbox"/> TRQ 0.00 to 99.99 s	Y*	Y	0.00	
b48	(Output filter)	<input type="checkbox"/> V/f <input type="checkbox"/> PGV/f <input type="checkbox"/> SLV <input type="checkbox"/> PGV <input type="checkbox"/> PMSLV <input type="checkbox"/> PMPGV <input type="checkbox"/> TRQ 0.000 to 0.100 s	Y	Y	0.002	
b49	(Notch filter resonance frequency)	<input type="checkbox"/> V/f <input type="checkbox"/> PGV/f <input type="checkbox"/> SLV <input type="checkbox"/> PGV <input type="checkbox"/> PMSLV <input type="checkbox"/> PMPGV <input type="checkbox"/> TRQ 1 to 500 Hz	Y	Y	200	
b50	(Notch filter attenuation level)	<input type="checkbox"/> V/f <input type="checkbox"/> PGV/f <input type="checkbox"/> SLV <input type="checkbox"/> PGV <input type="checkbox"/> PMSLV <input type="checkbox"/> PMPGV <input type="checkbox"/> TRQ 0 to 40 dB	Y	Y	0	
b51	Cumulative run time of motor 3	<input type="checkbox"/> V/f <input type="checkbox"/> PGV/f <input type="checkbox"/> SLV <input type="checkbox"/> PGV <input type="checkbox"/> PMSLV <input type="checkbox"/> PMPGV <input type="checkbox"/> TRQ 0 to 99990 hours (Updated in 10 hour units) Change in cumulative motor run time (Reset possible)	N	N	0	



Function code	Name	Control method and Data setting range	Change when running	Data copying	Factory default	Related page
b52	Startup count for motor 3	<input type="checkbox"/> V/f <input type="checkbox"/> PGV/f <input type="checkbox"/> SLV <input type="checkbox"/> PGV <input type="checkbox"/> PMSLV <input type="checkbox"/> PM PGV <input type="checkbox"/> TRQ 0 to 65535 times For adjustment when carrying out replacement	Y	N	0	
b53	Motor 3 (%X correction factor 1)	<input type="checkbox"/> V/f <input type="checkbox"/> PGV/f <input type="checkbox"/> SLV <input type="checkbox"/> PGV <input type="checkbox"/> PMSLV <input type="checkbox"/> PM PGV <input type="checkbox"/> TRQ 0 to 300 %	Y	Y1Y2	100	
b54	(%X correction factor 2)	<input type="checkbox"/> V/f <input type="checkbox"/> PGV/f <input type="checkbox"/> SLV <input type="checkbox"/> PGV <input type="checkbox"/> PMSLV <input type="checkbox"/> PM PGV <input type="checkbox"/> TRQ 0 to 300 %	Y	Y1Y2	100	
b55	(Torque current under vector control)	<input type="checkbox"/> V/f <input type="checkbox"/> PGV/f <input type="checkbox"/> SLV <input type="checkbox"/> PGV <input type="checkbox"/> PMSLV <input type="checkbox"/> PM PGV <input type="checkbox"/> TRQ 0.00 to 2000 A	N	Y1Y2	*6	
b56	(Induced voltage factor under vector control)	<input type="checkbox"/> V/f <input type="checkbox"/> PGV/f <input type="checkbox"/> SLV <input type="checkbox"/> PGV <input type="checkbox"/> PMSLV <input type="checkbox"/> PM PGV <input type="checkbox"/> TRQ 50 to 100%	N	Y1Y2	*6	
b57	(For adjustment by manufacturer *9)	0.000 to 20.000 s	Y	Y1Y2	*6	
b58	Speed control 3 (Notch filter width)	<input type="checkbox"/> V/f <input type="checkbox"/> PGV/f <input type="checkbox"/> SLV <input type="checkbox"/> PGV <input type="checkbox"/> PMSLV <input type="checkbox"/> PM PGV <input type="checkbox"/> TRQ 0 to 3 (0: Narrow to 3: Wide)	Y	Y	2	
b60	Speed display coefficient 3	<input type="checkbox"/> V/f <input type="checkbox"/> PGV/f <input type="checkbox"/> SLV <input type="checkbox"/> PGV <input type="checkbox"/> PMSLV <input type="checkbox"/> PM PGV <input type="checkbox"/> TRQ 0.00 to 600.00 0.00: Use E50	Y	Y	0.00	
b61	Constant rate of feeding coefficient 3/ Speed display auxiliary coefficient 3	<input type="checkbox"/> V/f <input type="checkbox"/> PGV/f <input type="checkbox"/> SLV <input type="checkbox"/> PGV <input type="checkbox"/> PMSLV <input type="checkbox"/> PM PGV <input type="checkbox"/> TRQ 0.000 to 9999	Y	Y	1.000	
b62	Starting frequency 3 (Holding time)	<input type="checkbox"/> V/f <input type="checkbox"/> PGV/f <input type="checkbox"/> SLV <input type="checkbox"/> PGV <input type="checkbox"/> PMSLV <input type="checkbox"/> PM PGV <input type="checkbox"/> TRQ 0.00 to 10.00 s	Y	Y	0.00	
b63	Stop frequency 3	<input type="checkbox"/> V/f <input type="checkbox"/> PGV/f <input type="checkbox"/> SLV <input type="checkbox"/> PGV <input type="checkbox"/> PMSLV <input type="checkbox"/> PM PGV <input type="checkbox"/> TRQ 0.0 to 60.0 Hz; 999 (Based on F25 setting)	Y	Y	999	
b64	(Detection method)	<input type="checkbox"/> V/f <input type="checkbox"/> PGV/f <input type="checkbox"/> SLV <input type="checkbox"/> PGV <input type="checkbox"/> PMSLV <input type="checkbox"/> PM PGV <input type="checkbox"/> TRQ 0: Actual speed/estimated speed 1: Reference speed 100: Follow setting of F38	N	Y	100	
b65	(Holding time)	<input type="checkbox"/> V/f <input type="checkbox"/> PGV/f <input type="checkbox"/> SLV <input type="checkbox"/> PGV <input type="checkbox"/> PMSLV <input type="checkbox"/> PM PGV <input type="checkbox"/> TRQ 0.00 to 10.00 s	Y	Y	0.00	
b66	Motor 3 (Thermistor operation selection)	<input type="checkbox"/> V/f <input type="checkbox"/> PGV/f <input type="checkbox"/> SLV <input type="checkbox"/> PGV <input type="checkbox"/> PMSLV <input type="checkbox"/> PM PGV <input type="checkbox"/> TRQ 0: Disable 1: PTC (OH4 trips and inverter stops) 2: PTC (Output signal (THM) is out, and motor continues to run) 3: NTC (OH4 trips and inverter stops) 100: G1 compatible operation	Y	Y	100	
b67	(Operation level)	<input type="checkbox"/> V/f <input type="checkbox"/> PGV/f <input type="checkbox"/> SLV <input type="checkbox"/> PGV <input type="checkbox"/> PMSLV <input type="checkbox"/> PM PGV <input type="checkbox"/> TRQ 0.00 to 5.00 V	Y	Y	0.35	
b98	(Function selection)	<input type="checkbox"/> V/f <input type="checkbox"/> PGV/f <input type="checkbox"/> SLV <input type="checkbox"/> PGV <input type="checkbox"/> PMSLV <input type="checkbox"/> PM PGV <input type="checkbox"/> TRQ 0 to 255 Bit 0: Current limiter (F43, F44) (0: Disable, 1: Enable) Bit 1: Rotational direction control (H08) (0: Disable, 1: Enable) Bit 2: Non-linear V/f (H50 to H53, H65, H66) (0: Disable, 1: Enable) Bit 3: PID control (J01 to J62, H91) (0: Disable, 1: Enable) Bit 4: Brake signal (0: Disable, 1: Enable) Bit 5: Braking timer at the Startup (H195) (0: Disable, 1: Enable) Bit 6 to 7: Reserved	N	Y	0	5-287

\*9: This is a function code for adjustment by the manufacturer. Do not access these function codes.

\*10: 5.0 min for 22 kW or lower inverters, 10.0 min for 30 kW or higher inverters

■ r codes: Motor 4 Parameters (Motor 4 parameters)

Function code	Name	Control method and Data setting range	Change when running	Data copying	Factory default	Related page
r01	Maximum output frequency 4	<input type="checkbox"/> V/f <input type="checkbox"/> PGV/f <input type="checkbox"/> SLV <input type="checkbox"/> PGV <input type="checkbox"/> PMSLV <input type="checkbox"/> PMPGV <input type="checkbox"/> TRQ 5.0 to 599.0 Hz	N	Y	60.0	-
r02	Base frequency 4	<input type="checkbox"/> V/f <input type="checkbox"/> PGV/f <input type="checkbox"/> SLV <input type="checkbox"/> PGV <input type="checkbox"/> PMSLV <input type="checkbox"/> PMPGV <input type="checkbox"/> TRQ 5.0 to 599.0 Hz	N	Y	50.0	
r03	Rated voltage at base frequency 4	<input type="checkbox"/> V/f <input type="checkbox"/> PGV/f <input type="checkbox"/> SLV <input type="checkbox"/> PGV <input type="checkbox"/> PMSLV <input type="checkbox"/> PMPGV <input type="checkbox"/> TRQ 0: AVR disable (output voltage proportional to power voltage) 80 to 240 V: AVR operation (200 V series) 160 to 500 V: AVR operation (400 V series)	N	Y2	200/400	
r04	Maximum output voltage 4	<input type="checkbox"/> V/f <input type="checkbox"/> PGV/f <input type="checkbox"/> SLV <input type="checkbox"/> PGV <input type="checkbox"/> PMSLV <input type="checkbox"/> PMPGV <input type="checkbox"/> TRQ 80 to 240 V: AVR operation (200 V series) 160 to 500 V: AVR operation (400 V series)	N	Y2		
r05	Torque boost 4	<input type="checkbox"/> V/f <input type="checkbox"/> PGV/f <input type="checkbox"/> SLV <input type="checkbox"/> PGV <input type="checkbox"/> PMSLV <input type="checkbox"/> PMPGV <input type="checkbox"/> TRQ 0.0 to 20.0 % (% value against base frequency voltage 4)	Y	Y	*2	
r06	Electronic thermal overload protection for motor 4 (Select motor characteristics)	<input type="checkbox"/> V/f <input type="checkbox"/> PGV/f <input type="checkbox"/> SLV <input type="checkbox"/> PGV <input type="checkbox"/> PMSLV <input type="checkbox"/> PMPGV <input type="checkbox"/> TRQ 1: Enable (for a general-purpose motor with self-cooling fan) 2: Enable (for an inverter-driven motor with separately powered cooling fan)	Y	Y	1	
r07	(Operation level)	<input type="checkbox"/> V/f <input type="checkbox"/> PGV/f <input type="checkbox"/> SLV <input type="checkbox"/> PGV <input type="checkbox"/> PMSLV <input type="checkbox"/> PMPGV <input type="checkbox"/> TRQ 0.00 (disable), current value of 1 to 135 % of inverter rated current	Y	Y1Y2	*3	
r08	(Thermal time constant)	<input type="checkbox"/> V/f <input type="checkbox"/> PGV/f <input type="checkbox"/> SLV <input type="checkbox"/> PGV <input type="checkbox"/> PMSLV <input type="checkbox"/> PMPGV <input type="checkbox"/> TRQ 0.5 to 75.0 min	Y	Y	*10	
r09	DC braking 4 (starting frequency)	<input type="checkbox"/> V/f <input type="checkbox"/> PGV/f <input type="checkbox"/> SLV <input type="checkbox"/> PGV <input type="checkbox"/> PMSLV <input type="checkbox"/> PMPGV <input type="checkbox"/> TRQ 0.0 to 60.0 Hz	Y	Y	0.0	
r10	(Operation level)	<input type="checkbox"/> V/f <input type="checkbox"/> PGV/f <input type="checkbox"/> SLV <input type="checkbox"/> PGV <input type="checkbox"/> PMSLV <input type="checkbox"/> PMPGV <input type="checkbox"/> TRQ 0 to 100 % (HHD specification), 0 to 80% (HND specification)	Y	Y	0	
r11	(Braking time)	<input type="checkbox"/> V/f <input type="checkbox"/> PGV/f <input type="checkbox"/> SLV <input type="checkbox"/> PGV <input type="checkbox"/> PMSLV <input type="checkbox"/> PMPGV <input type="checkbox"/> TRQ 0.00 (disable): 0.01 to 30.00 s	Y	Y	0.00	
r12	Starting frequency 4	<input type="checkbox"/> V/f <input type="checkbox"/> PGV/f <input type="checkbox"/> SLV <input type="checkbox"/> PGV <input type="checkbox"/> PMSLV <input type="checkbox"/> PMPGV <input type="checkbox"/> TRQ 0.0 to 60.0 Hz	Y	Y	0.5	
r13	Load selection/ Auto torque boost/ Auto energy-saving operation 4	<input type="checkbox"/> V/f <input type="checkbox"/> PGV/f <input type="checkbox"/> SLV <input type="checkbox"/> PGV <input type="checkbox"/> PMSLV <input type="checkbox"/> PMPGV <input type="checkbox"/> TRQ 0: Quadratic-torque load 1: Constant torque load 2: Auto torque boost 3: Auto energy-saving operation (quadratic-torque load) 4: Auto energy-saving operation (constant torque load) 5: Auto energy-saving operation with auto torque boost	N	Y	1	
r14	Drive control selection 4	<input type="checkbox"/> V/f <input type="checkbox"/> PGV/f <input type="checkbox"/> SLV <input type="checkbox"/> PGV <input type="checkbox"/> PMSLV <input type="checkbox"/> PMPGV <input type="checkbox"/> TRQ 0: V/f control without slip compensation 1: Dynamic torque vector control 2: V/f control with slip compensation 3: V/f control with sensor 4: Dynamic torque vector control with sensor 5: Sensorless vector control 6: Vector control with speed sensor	N	Y	0	
r15	Motor 4 (No. of poles)	<input type="checkbox"/> V/f <input type="checkbox"/> PGV/f <input type="checkbox"/> SLV <input type="checkbox"/> PGV <input type="checkbox"/> PMSLV <input type="checkbox"/> PMPGV <input type="checkbox"/> TRQ 2 to 128 poles	N	Y1Y2	4	
r16	(Rated capacity)	<input type="checkbox"/> V/f <input type="checkbox"/> PGV/f <input type="checkbox"/> SLV <input type="checkbox"/> PGV <input type="checkbox"/> PMSLV <input type="checkbox"/> PMPGV <input type="checkbox"/> TRQ 0.01 to 1000 kW (when r39 = 0,2 to 5) 0.01 to 1000 HP (At r39 = 1)	N	Y1Y2	*6	
r17	(Rated current)	<input type="checkbox"/> V/f <input type="checkbox"/> PGV/f <input type="checkbox"/> SLV <input type="checkbox"/> PGV <input type="checkbox"/> PMSLV <input type="checkbox"/> PMPGV <input type="checkbox"/> TRQ 0.00 to 2000 A	N	Y1Y2	*6	
r18	(Auto-tuning)	<input type="checkbox"/> V/f <input type="checkbox"/> PGV/f <input type="checkbox"/> SLV <input type="checkbox"/> PGV <input type="checkbox"/> PMSLV <input type="checkbox"/> PMPGV <input type="checkbox"/> TRQ 0: Disable 1: Tune the motor while it is stopped 2: Rotation tuning 5: Stop tuning (%R1, %X only)	N	N	0	
r19	(Online tuning)	<input type="checkbox"/> V/f <input type="checkbox"/> PGV/f <input type="checkbox"/> SLV <input type="checkbox"/> PGV <input type="checkbox"/> PMSLV <input type="checkbox"/> PMPGV <input type="checkbox"/> TRQ 0: Invalid 1: Valid	Y	Y	0	
r20	(No-load current)	<input type="checkbox"/> V/f <input type="checkbox"/> PGV/f <input type="checkbox"/> SLV <input type="checkbox"/> PGV <input type="checkbox"/> PMSLV <input type="checkbox"/> PMPGV <input type="checkbox"/> TRQ 0.00 to 2000 A	N	Y1Y2	*6	
r21	(%R1)	<input type="checkbox"/> V/f <input type="checkbox"/> PGV/f <input type="checkbox"/> SLV <input type="checkbox"/> PGV <input type="checkbox"/> PMSLV <input type="checkbox"/> PMPGV <input type="checkbox"/> TRQ 0.00 to 50.00 %	Y	Y1Y2	*6	
r22	(%X)	<input type="checkbox"/> V/f <input type="checkbox"/> PGV/f <input type="checkbox"/> SLV <input type="checkbox"/> PGV <input type="checkbox"/> PMSLV <input type="checkbox"/> PMPGV <input type="checkbox"/> TRQ 0.00 to 50.00 %	Y	Y1Y2	*6	
r23	(Slip compensation gain for driving)	<input type="checkbox"/> V/f <input type="checkbox"/> PGV/f <input type="checkbox"/> SLV <input type="checkbox"/> PGV <input type="checkbox"/> PMSLV <input type="checkbox"/> PMPGV <input type="checkbox"/> TRQ 0.0 to 200.0 %	Y*	Y	100.0	
r24	(Slip compensation response time)	<input type="checkbox"/> V/f <input type="checkbox"/> PGV/f <input type="checkbox"/> SLV <input type="checkbox"/> PGV <input type="checkbox"/> PMSLV <input type="checkbox"/> PMPGV <input type="checkbox"/> TRQ 0.01 to 10.00 s	Y	Y1Y2	0.12	

Function code	Name	Control method and Data setting range	Change when running	Data copying	Factory default	Related page
r25	(Slip compensation gain for braking)	<input type="checkbox"/> V/f <input type="checkbox"/> PGV/f <input type="checkbox"/> SLV <input type="checkbox"/> PGV <input type="checkbox"/> PMSLV <input type="checkbox"/> PMPGV <input type="checkbox"/> TRQ 0.0 to 200.0%	Y*	Y	100.0	
r26	(Rated slip frequency)	<input type="checkbox"/> V/f <input type="checkbox"/> PGV/f <input type="checkbox"/> SLV <input type="checkbox"/> PGV <input type="checkbox"/> PMSLV <input type="checkbox"/> PMPGV <input type="checkbox"/> TRQ 0.00 to 15.00 Hz	N	Y1Y2	*6	
r27	(Iron loss factor 1)	<input type="checkbox"/> V/f <input type="checkbox"/> PGV/f <input type="checkbox"/> SLV <input type="checkbox"/> PGV <input type="checkbox"/> PMSLV <input type="checkbox"/> PMPGV <input type="checkbox"/> TRQ 0.00 to 20.00 %	Y	Y1Y2	*6	
r28	(Iron loss factor 2)	<input type="checkbox"/> V/f <input type="checkbox"/> PGV/f <input type="checkbox"/> SLV <input type="checkbox"/> PGV <input type="checkbox"/> PMSLV <input type="checkbox"/> PMPGV <input type="checkbox"/> TRQ 0.00 to 20.00 %	Y	Y1Y2	0.00	
r29	(Iron loss factor 3)	<input type="checkbox"/> V/f <input type="checkbox"/> PGV/f <input type="checkbox"/> SLV <input type="checkbox"/> PGV <input type="checkbox"/> PMSLV <input type="checkbox"/> PMPGV <input type="checkbox"/> TRQ 0.00 to 20.00 %	Y	Y1Y2	0.00	
r30	(Magnetic saturation factor 1)	<input type="checkbox"/> V/f <input type="checkbox"/> PGV/f <input type="checkbox"/> SLV <input type="checkbox"/> PGV <input type="checkbox"/> PMSLV <input type="checkbox"/> PMPGV <input type="checkbox"/> TRQ 0.0 to 300.0 %	Y	Y1Y2	*6	
r31	(Magnetic saturation factor 2)	<input type="checkbox"/> V/f <input type="checkbox"/> PGV/f <input type="checkbox"/> SLV <input type="checkbox"/> PGV <input type="checkbox"/> PMSLV <input type="checkbox"/> PMPGV <input type="checkbox"/> TRQ 0.0 to 300.0 %	Y	Y1Y2	*6	
r32	(Magnetic saturation factor 3)	<input type="checkbox"/> V/f <input type="checkbox"/> PGV/f <input type="checkbox"/> SLV <input type="checkbox"/> PGV <input type="checkbox"/> PMSLV <input type="checkbox"/> PMPGV <input type="checkbox"/> TRQ 0.0 to 300.0 %	Y	Y1Y2	*6	
r33	(Magnetic saturation factor 4)	<input type="checkbox"/> V/f <input type="checkbox"/> PGV/f <input type="checkbox"/> SLV <input type="checkbox"/> PGV <input type="checkbox"/> PMSLV <input type="checkbox"/> PMPGV <input type="checkbox"/> TRQ 0.0 to 300.0 %	Y	Y1Y2	*6	
r34	(Magnetic saturation factor 5)	<input type="checkbox"/> V/f <input type="checkbox"/> PGV/f <input type="checkbox"/> SLV <input type="checkbox"/> PGV <input type="checkbox"/> PMSLV <input type="checkbox"/> PMPGV <input type="checkbox"/> TRQ 0.0 to 300.0 %	Y	Y1Y2	*6	
r35	(Magnetic saturation expansion coefficient a)	<input type="checkbox"/> V/f <input type="checkbox"/> PGV/f <input type="checkbox"/> SLV <input type="checkbox"/> PGV <input type="checkbox"/> PMSLV <input type="checkbox"/> PMPGV <input type="checkbox"/> TRQ 0.0 to 300.0 %	Y	Y1Y2	*6	
r36	(Magnetic saturation expansion coefficient b)	<input type="checkbox"/> V/f <input type="checkbox"/> PGV/f <input type="checkbox"/> SLV <input type="checkbox"/> PGV <input type="checkbox"/> PMSLV <input type="checkbox"/> PMPGV <input type="checkbox"/> TRQ 0.0 to 300.0 %	Y	Y1Y2	*6	
r37	(Magnetic saturation expansion coefficient c)	<input type="checkbox"/> V/f <input type="checkbox"/> PGV/f <input type="checkbox"/> SLV <input type="checkbox"/> PGV <input type="checkbox"/> PMSLV <input type="checkbox"/> PMPGV <input type="checkbox"/> TRQ 0.0 to 300.0 %	Y	Y1Y2	*6	
r38	Load inertia 4	<input type="checkbox"/> V/f <input type="checkbox"/> PGV/f <input type="checkbox"/> SLV <input type="checkbox"/> PGV <input type="checkbox"/> PMSLV <input type="checkbox"/> PMPGV <input type="checkbox"/> TRQ 0.00 to 99.99 s	Y	Y1Y2	0.000	
r39	Motor 4 selection	<input type="checkbox"/> V/f <input type="checkbox"/> PGV/f <input type="checkbox"/> SLV <input type="checkbox"/> PGV <input type="checkbox"/> PMSLV <input type="checkbox"/> PMPGV <input type="checkbox"/> TRQ 0: Motor characteristics 0 (Fuji standard IM, 8-series) 1: Motor characteristics 1 (HP rating IMs) 2: Motor characteristics 2 (Fuji dedicated motors for vector control) 3: Motor characteristics 0 (Refer to replacement material when using Fuji standard IM, 6-series) 4: Other IMs 5: Motor characteristics 5 (Fuji premium efficiency motors)	N	Y1Y2	5	
r40	Slip compensation 4 (Operating conditions selection)	<input type="checkbox"/> V/f <input type="checkbox"/> PGV/f <input type="checkbox"/> SLV <input type="checkbox"/> PGV <input type="checkbox"/> PMSLV <input type="checkbox"/> PMPGV <input type="checkbox"/> TRQ 0: Enable during acceleration/deceleration, enable at base frequency or higher 1: Disable during acceleration/deceleration, enable at base frequency or higher 2: Enable during acceleration/deceleration, disable at base frequency or higher 3: Disable during acceleration/deceleration, disable at base frequency or higher	N	Y	0	
r41	Output current fluctuation damping gain for motor 4	<input type="checkbox"/> V/f <input type="checkbox"/> PGV/f <input type="checkbox"/> SLV <input type="checkbox"/> PGV <input type="checkbox"/> PMSLV <input type="checkbox"/> PMPGV <input type="checkbox"/> TRQ 0.00 to 1.00	Y	Y	0.20	
r42	Motor/parameter switching 4 (Operation selection)	<input type="checkbox"/> V/f <input type="checkbox"/> PGV/f <input type="checkbox"/> SLV <input type="checkbox"/> PGV <input type="checkbox"/> PMSLV <input type="checkbox"/> PMPGV <input type="checkbox"/> TRQ 0: Motor switching (Switching with motor 4) 1: Parameter switching (Switching with r code)	N	Y	0	
r43	Speed control 4 (Speed command filter)	<input type="checkbox"/> V/f <input type="checkbox"/> PGV/f <input type="checkbox"/> SLV <input type="checkbox"/> PGV <input type="checkbox"/> PMSLV <input type="checkbox"/> PMPGV <input type="checkbox"/> TRQ 0.000 to 5.000 s	Y	Y	0.020	5-318
r44	(Speed detection filter)	<input type="checkbox"/> V/f <input type="checkbox"/> PGV/f <input type="checkbox"/> SLV <input type="checkbox"/> PGV <input type="checkbox"/> PMSLV <input type="checkbox"/> PMPGV <input type="checkbox"/> TRQ 0.000 to 0.100 s	Y*	Y	0.005	
r45	(P gain)	<input type="checkbox"/> V/f <input type="checkbox"/> PGV/f <input type="checkbox"/> SLV <input type="checkbox"/> PGV <input type="checkbox"/> PMSLV <input type="checkbox"/> PMPGV <input type="checkbox"/> TRQ 0.1 to 200.0 times	Y*	Y	10.0	
r46	(I integral time)	<input type="checkbox"/> V/f <input type="checkbox"/> PGV/f <input type="checkbox"/> SLV <input type="checkbox"/> PGV <input type="checkbox"/> PMSLV <input type="checkbox"/> PMPGV <input type="checkbox"/> TRQ 0.001 to 9.999 s, 999 (Cancel integral term)	Y*	Y	0.100	
r47	FF (Gain)	<input type="checkbox"/> V/f <input type="checkbox"/> PGV/f <input type="checkbox"/> SLV <input type="checkbox"/> PGV <input type="checkbox"/> PMSLV <input type="checkbox"/> PMPGV <input type="checkbox"/> TRQ 0.00 to 99.99 s	Y*	Y	0.00	
r48	(Output filter)	<input type="checkbox"/> V/f <input type="checkbox"/> PGV/f <input type="checkbox"/> SLV <input type="checkbox"/> PGV <input type="checkbox"/> PMSLV <input type="checkbox"/> PMPGV <input type="checkbox"/> TRQ 0.000 to 0.100 s	Y	Y	0.002	
r49	(Notch filter resonance frequency)	<input type="checkbox"/> V/f <input type="checkbox"/> PGV/f <input type="checkbox"/> SLV <input type="checkbox"/> PGV <input type="checkbox"/> PMSLV <input type="checkbox"/> PMPGV <input type="checkbox"/> TRQ 1 to 500 Hz	Y	Y	200	
r50	(Notch filter attenuation level)	<input type="checkbox"/> V/f <input type="checkbox"/> PGV/f <input type="checkbox"/> SLV <input type="checkbox"/> PGV <input type="checkbox"/> PMSLV <input type="checkbox"/> PMPGV <input type="checkbox"/> TRQ 0 to 40 dB	Y	Y	0	
r51	Cumulative run time of motor 4	<input type="checkbox"/> V/f <input type="checkbox"/> PGV/f <input type="checkbox"/> SLV <input type="checkbox"/> PGV <input type="checkbox"/> PMSLV <input type="checkbox"/> PMPGV <input type="checkbox"/> TRQ 0 to 999900 hours (Updated in 10 hour units) Change in cumulative motor run time (Reset possible)	N	N	0	-

## 5.2 Function Code Tables

Function code	Name	Control method and Data setting range	Change when running	Data copying	Factory default	Related page
r52	Startup count for motor 4	<input type="checkbox"/> V/f <input type="checkbox"/> PGV/f <input type="checkbox"/> SLV <input type="checkbox"/> PGV <input type="checkbox"/> PMSLV <input type="checkbox"/> PMPGV <input type="checkbox"/> TRQ 0 to 65535 times For adjustment when carrying out replacement	Y	N	0	
r53	Motor 4 (%X correction factor 1)	<input type="checkbox"/> V/f <input type="checkbox"/> PGV/f <input type="checkbox"/> SLV <input type="checkbox"/> PGV <input type="checkbox"/> PMSLV <input type="checkbox"/> PMPGV <input type="checkbox"/> TRQ 0 to 300 %	Y	Y1Y2	100	
r54	(%X correction factor 2)	<input type="checkbox"/> V/f <input type="checkbox"/> PGV/f <input type="checkbox"/> SLV <input type="checkbox"/> PGV <input type="checkbox"/> PMSLV <input type="checkbox"/> PMPGV <input type="checkbox"/> TRQ 0 to 300 %	Y	Y1Y2	100	
r55	(Torque current under vector control)	<input type="checkbox"/> V/f <input type="checkbox"/> PGV/f <input type="checkbox"/> SLV <input type="checkbox"/> PGV <input type="checkbox"/> PMSLV <input type="checkbox"/> PMPGV <input type="checkbox"/> TRQ 0.00 to 2000 A	N	Y1Y2	*6	
r56	(Induced voltage factor under vector control)	<input type="checkbox"/> V/f <input type="checkbox"/> PGV/f <input type="checkbox"/> SLV <input type="checkbox"/> PGV <input type="checkbox"/> PMSLV <input type="checkbox"/> PMPGV <input type="checkbox"/> TRQ 50 to 100 %	N	Y1Y2	*6	
r57	(For adjustment by manufacturer *9)	0.000 to 20.000 s	Y	Y1Y2	*6	
r58	Speed control 4 (Notch filter width)	<input type="checkbox"/> V/f <input type="checkbox"/> PGV/f <input type="checkbox"/> SLV <input type="checkbox"/> PGV <input type="checkbox"/> PMSLV <input type="checkbox"/> PMPGV <input type="checkbox"/> TRQ 0 to 3 (0: Narrow to 3: Wide)	Y	Y	2	
r60	Speed display coefficient 4	<input type="checkbox"/> V/f <input type="checkbox"/> PGV/f <input type="checkbox"/> SLV <input type="checkbox"/> PGV <input type="checkbox"/> PMSLV <input type="checkbox"/> PMPGV <input type="checkbox"/> TRQ 0.00 to 600.00 0.00: Use E50	Y	Y	0.00	
r61	Constant rate of feeding coefficient 4/ Speed display auxiliary coefficient 4	<input type="checkbox"/> V/f <input type="checkbox"/> PGV/f <input type="checkbox"/> SLV <input type="checkbox"/> PGV <input type="checkbox"/> PMSLV <input type="checkbox"/> PMPGV <input type="checkbox"/> TRQ 0.000 to 9999	Y	Y	1.000	
r62	Starting frequency 4 (Holding time)	<input type="checkbox"/> V/f <input type="checkbox"/> PGV/f <input type="checkbox"/> SLV <input type="checkbox"/> PGV <input type="checkbox"/> PMSLV <input type="checkbox"/> PMPGV <input type="checkbox"/> TRQ 0.00 to 10.00 s	Y	Y	0.00	
r63	Stop frequency 4	<input type="checkbox"/> V/f <input type="checkbox"/> PGV/f <input type="checkbox"/> SLV <input type="checkbox"/> PGV <input type="checkbox"/> PMSLV <input type="checkbox"/> PMPGV <input type="checkbox"/> TRQ 0.0 to 60.0 Hz; 999 (Based on F25 setting)	Y	Y	999	
r64	(Detection method)	<input type="checkbox"/> V/f <input type="checkbox"/> PGV/f <input type="checkbox"/> SLV <input type="checkbox"/> PGV <input type="checkbox"/> PMSLV <input type="checkbox"/> PMPGV <input type="checkbox"/> TRQ 0: Actual speed/estimated speed 1: Reference speed 100: Follow setting of F38	N	Y	100	
r65	(Holding time)	<input type="checkbox"/> V/f <input type="checkbox"/> PGV/f <input type="checkbox"/> SLV <input type="checkbox"/> PGV <input type="checkbox"/> PMSLV <input type="checkbox"/> PMPGV <input type="checkbox"/> TRQ 0.00 to 10.00 s	Y	Y	0.00	
r66	Motor 4 (Thermistor operation selection)	<input type="checkbox"/> V/f <input type="checkbox"/> PGV/f <input type="checkbox"/> SLV <input type="checkbox"/> PGV <input type="checkbox"/> PMSLV <input type="checkbox"/> PMPGV <input type="checkbox"/> TRQ 0: Disable 1: PTC (OH4 trips and inverter stops) 2: PTC (Output signal (THM) is out, and motor continues to run) 3: NTC (OH4 trips and inverter stops) 100: G1 compatible operation	Y	Y	100	
r67	(Operation level)	<input type="checkbox"/> V/f <input type="checkbox"/> PGV/f <input type="checkbox"/> SLV <input type="checkbox"/> PGV <input type="checkbox"/> PMSLV <input type="checkbox"/> PMPGV <input type="checkbox"/> TRQ 0.00 to 5.00 V	Y	Y	0.35	
r98	(Function selection)	<input type="checkbox"/> V/f <input type="checkbox"/> PGV/f <input type="checkbox"/> SLV <input type="checkbox"/> PGV <input type="checkbox"/> PMSLV <input type="checkbox"/> PMPGV <input type="checkbox"/> TRQ 0 to 255 Bit 0: Current limiter (F43, F44) (0: Disable, 1: Enable) Bit 1: Rotational direction control (H08) (0: Disable, 1: Enable) Bit 2: Non-linear V/f (H50 to H53, H65, H66) (0: Disable, 1: Enable) Bit 3: PID control (J01 to J62, H91) (0: Disable, 1: Enable) Bit 4: Brake signal (0: Disable, 1: Enable) Bit 5: Braking timer at the Startup (H195) (0: Disable, 1: Enable) Bit 6 to 7: Reserved	N	Y	0	

\*9: This is a function code for adjustment by the manufacturer. Do not access these function codes.

\*10: 5.0 min for 22 kW or lower inverters, 10.0 min for 30 kW or higher inverters

■ J codes: Application Functions 1 (Application function 1)

Function code	Name	Control method and Data setting range	Change when running	Data copying	Factory default	Related page
J01	PID control (Mode selection)	<input type="checkbox"/> V/f <input type="checkbox"/> PGV/f <input type="checkbox"/> SLV <input type="checkbox"/> PGV <input type="checkbox"/> PMSLV <input type="checkbox"/> PMPGV <input type="checkbox"/> TRQ 0: Disable 1: Process (normal operation) 2: Process (inverse operation) 3: Speed control (Dancer)	N	Y	0	5-289
J02	(Remote command)	<input type="checkbox"/> V/f <input type="checkbox"/> PGV/f <input type="checkbox"/> SLV <input type="checkbox"/> PGV <input type="checkbox"/> PMSLV <input type="checkbox"/> PMPGV <input type="checkbox"/> TRQ 0: Keypad key operation (⏏, ⏏ keys) 1: PID command 1 (Analog input: Terminals [12], [C1] and [V2]) 3: UP/DOWN 4: Communication	N	Y	0	5-290
J03	P (Gain)	<input type="checkbox"/> V/f <input type="checkbox"/> PGV/f <input type="checkbox"/> SLV <input type="checkbox"/> PGV <input type="checkbox"/> PMSLV <input type="checkbox"/> PMPGV <input type="checkbox"/> TRQ 0.000 to 30.000 times	Y	Y	0.100	5-297
J04	I (Integral time)	<input type="checkbox"/> V/f <input type="checkbox"/> PGV/f <input type="checkbox"/> SLV <input type="checkbox"/> PGV <input type="checkbox"/> PMSLV <input type="checkbox"/> PMPGV <input type="checkbox"/> TRQ 0.0 to 3600.0 s	Y	Y	0.0	
J05	D (Differential time)	<input type="checkbox"/> V/f <input type="checkbox"/> PGV/f <input type="checkbox"/> SLV <input type="checkbox"/> PGV <input type="checkbox"/> PMSLV <input type="checkbox"/> PMPGV <input type="checkbox"/> TRQ 0.00 to 600.00 s	Y	Y	0.00	
J06	(Feedback filter)	<input type="checkbox"/> V/f <input type="checkbox"/> PGV/f <input type="checkbox"/> SLV <input type="checkbox"/> PGV <input type="checkbox"/> PMSLV <input type="checkbox"/> PMPGV <input type="checkbox"/> TRQ 0.0 to 900.0 s *1	Y	Y	0.5	
J08	(Pressurization frequency)	<input type="checkbox"/> V/f <input type="checkbox"/> PGV/f <input type="checkbox"/> SLV <input type="checkbox"/> PGV <input type="checkbox"/> PMSLV <input type="checkbox"/> PMPGV <input type="checkbox"/> TRQ 0.0 to 599.0 Hz	Y	Y	0.0	
J09	(Pressurization time)	<input type="checkbox"/> V/f <input type="checkbox"/> PGV/f <input type="checkbox"/> SLV <input type="checkbox"/> PGV <input type="checkbox"/> PMSLV <input type="checkbox"/> PMPGV <input type="checkbox"/> TRQ 0 to 60 s	Y	Y	0	
J10	(Anti-reset windup)	<input type="checkbox"/> V/f <input type="checkbox"/> PGV/f <input type="checkbox"/> SLV <input type="checkbox"/> PGV <input type="checkbox"/> PMSLV <input type="checkbox"/> PMPGV <input type="checkbox"/> TRQ 0 to 200 %	Y	Y	200	5-302
J11	(Select Warning output)	<input type="checkbox"/> V/f <input type="checkbox"/> PGV/f <input type="checkbox"/> SLV <input type="checkbox"/> PGV <input type="checkbox"/> PMSLV <input type="checkbox"/> PMPGV <input type="checkbox"/> TRQ 0: Warning caused by process command value 1: Warning caused by process command value with hold 2: Warning caused by process command value with latch 3: Warning caused by process command value with hold and latch 4: Warning caused by PID error value 5: Warning caused by PID error value with hold 6: Warning caused by PID error value with latch 7: Warning caused by PID error value with hold and latch	Y	Y	0	5-302
J12	(Upper limit of warning (AH))	<input type="checkbox"/> V/f <input type="checkbox"/> PGV/f <input type="checkbox"/> SLV <input type="checkbox"/> PGV <input type="checkbox"/> PMSLV <input type="checkbox"/> PMPGV <input type="checkbox"/> TRQ -100 % to 100 %	Y	Y	100	
J13	(Lower limit of warning (AL))	<input type="checkbox"/> V/f <input type="checkbox"/> PGV/f <input type="checkbox"/> SLV <input type="checkbox"/> PGV <input type="checkbox"/> PMSLV <input type="checkbox"/> PMPGV <input type="checkbox"/> TRQ -100 % to 100 %	Y	Y	0	
J15	(Sleep frequency)	<input type="checkbox"/> V/f <input type="checkbox"/> PGV/f <input type="checkbox"/> SLV <input type="checkbox"/> PGV <input type="checkbox"/> PMSLV <input type="checkbox"/> PMPGV <input type="checkbox"/> TRQ 0.0 (Disable), 1.0 to 599.0 Hz	Y	Y	0.0	5-303
J16	(Sleep timer)	<input type="checkbox"/> V/f <input type="checkbox"/> PGV/f <input type="checkbox"/> SLV <input type="checkbox"/> PGV <input type="checkbox"/> PMSLV <input type="checkbox"/> PMPGV <input type="checkbox"/> TRQ 0 to 60 s	Y	Y	30	
J17	(Wakeup frequency)	<input type="checkbox"/> V/f <input type="checkbox"/> PGV/f <input type="checkbox"/> SLV <input type="checkbox"/> PGV <input type="checkbox"/> PMSLV <input type="checkbox"/> PMPGV <input type="checkbox"/> TRQ 0.0 to 599.0 Hz	Y	Y	0.0	
J18	(Upper limit of PID process output)	<input type="checkbox"/> V/f <input type="checkbox"/> PGV/f <input type="checkbox"/> SLV <input type="checkbox"/> PGV <input type="checkbox"/> PMSLV <input type="checkbox"/> PMPGV <input type="checkbox"/> TRQ -150 % to 150 %, 999 (Based on F15)	Y	Y	999	5-304
J19	(Lower limit of PID process output)	<input type="checkbox"/> V/f <input type="checkbox"/> PGV/f <input type="checkbox"/> SLV <input type="checkbox"/> PGV <input type="checkbox"/> PMSLV <input type="checkbox"/> PMPGV <input type="checkbox"/> TRQ -150 % to 150 %, 999 (Based on F16)	Y	Y	999	
J21	Condensation prevention (Duty)	<input type="checkbox"/> V/f <input type="checkbox"/> PGV/f <input type="checkbox"/> SLV <input type="checkbox"/> PGV <input type="checkbox"/> PMSLV <input type="checkbox"/> PMPGV <input type="checkbox"/> TRQ 1 to 50 %	Y	Y	1	
J22	Switch to commercial power supply sequence	<input type="checkbox"/> V/f <input type="checkbox"/> PGV/f <input type="checkbox"/> SLV <input type="checkbox"/> PGV <input type="checkbox"/> PMSLV <input type="checkbox"/> PMPGV <input type="checkbox"/> TRQ 0: Standard sequence 1: Inverter automatic switching sequence	N	Y	0	
J23	PID control (Wakeup level of PID error feedback deviation)	<input type="checkbox"/> V/f <input type="checkbox"/> PGV/f <input type="checkbox"/> SLV <input type="checkbox"/> PGV <input type="checkbox"/> PMSLV <input type="checkbox"/> PMPGV <input type="checkbox"/> TRQ 0.0 to 100.0 %	Y	Y	0.0	5-304
J24	(Wakeup timer)	<input type="checkbox"/> V/f <input type="checkbox"/> PGV/f <input type="checkbox"/> SLV <input type="checkbox"/> PGV <input type="checkbox"/> PMSLV <input type="checkbox"/> PMPGV <input type="checkbox"/> TRQ 0 to 3600 s	Y	Y	0	
J57	(Dancer position set point)	<input type="checkbox"/> V/f <input type="checkbox"/> PGV/f <input type="checkbox"/> SLV <input type="checkbox"/> PGV <input type="checkbox"/> PMSLV <input type="checkbox"/> PMPGV <input type="checkbox"/> TRQ -100 to 0 to 100 %	Y	Y	0	5-305
J58	(Detection width of dancer position error)	<input type="checkbox"/> V/f <input type="checkbox"/> PGV/f <input type="checkbox"/> SLV <input type="checkbox"/> PGV <input type="checkbox"/> PMSLV <input type="checkbox"/> PMPGV <input type="checkbox"/> TRQ 0: Disable switching PID constant 1 to 100 %: Manually set value	Y	Y	0	5-306
J59	P (Gain) 2	<input type="checkbox"/> V/f <input type="checkbox"/> PGV/f <input type="checkbox"/> SLV <input type="checkbox"/> PGV <input type="checkbox"/> PMSLV <input type="checkbox"/> PMPGV <input type="checkbox"/> TRQ 0.000 to 30.000 times	Y	Y	0.100	
J60	I (Integral time) 2	<input type="checkbox"/> V/f <input type="checkbox"/> PGV/f <input type="checkbox"/> SLV <input type="checkbox"/> PGV <input type="checkbox"/> PMSLV <input type="checkbox"/> PMPGV <input type="checkbox"/> TRQ 0.0 to 3600.0 s	Y	Y	0.0	
J61	D (Differential time) 2	<input type="checkbox"/> V/f <input type="checkbox"/> PGV/f <input type="checkbox"/> SLV <input type="checkbox"/> PGV <input type="checkbox"/> PMSLV <input type="checkbox"/> PMPGV <input type="checkbox"/> TRQ	Y	Y	0.00	

## 5.2 Function Code Tables

Function code	Name	Control method and Data setting range	Change when running	Data copying	Factory default	Related page
		0.00 to 600.00 s				
J62	(PID control block selection)	<input type="checkbox"/> V/f <input type="checkbox"/> PGV/f <input type="checkbox"/> SLV <input type="checkbox"/> PGV <input type="checkbox"/> PMSLV <input type="checkbox"/> PMPGV <input type="checkbox"/> TRQ 0 to 3 Bit 0: Select polarity compensation for PID output/error 0=Plus (Addition); 1=Minus (Subtraction) Bit 1: Select compensation factor for PID output 0=Ratio (relative to the main setting) 1=Speed command (relative to maximum frequency)	N	Y	0	5-306
J63	Overload stop (Item selection)	<input type="checkbox"/> V/f <input type="checkbox"/> PGV/f <input type="checkbox"/> SLV <input type="checkbox"/> PGV <input type="checkbox"/> PMSLV <input type="checkbox"/> PMPGV <input type="checkbox"/> TRQ 0: Torque, 1: Current	Y	Y	0	5-307
J64	(Detection level)	<input type="checkbox"/> V/f <input type="checkbox"/> PGV/f <input type="checkbox"/> SLV <input type="checkbox"/> PGV <input type="checkbox"/> PMSLV <input type="checkbox"/> PMPGV <input type="checkbox"/> TRQ 20 to 200 %	Y	Y	100	
J65	(Operation selection)	<input type="checkbox"/> V/f <input type="checkbox"/> PGV/f <input type="checkbox"/> SLV <input type="checkbox"/> PGV <input type="checkbox"/> PMSLV <input type="checkbox"/> PMPGV <input type="checkbox"/> TRQ 0: Disable 1: Decelerate to stop 2: Coast to stop <input type="checkbox"/> V/f <input type="checkbox"/> PGV/f <input type="checkbox"/> SLV <input type="checkbox"/> PGV <input type="checkbox"/> PMSLV <input type="checkbox"/> PMPGV <input type="checkbox"/> TRQ 3: Contacting the stopper	N	Y	0	
J66	(Operation mode)	<input type="checkbox"/> V/f <input type="checkbox"/> PGV/f <input type="checkbox"/> SLV <input type="checkbox"/> PGV <input type="checkbox"/> PMSLV <input type="checkbox"/> PMPGV <input type="checkbox"/> TRQ 0: During constant speed running and deceleration 1: During constant speed running 2: Anytime	Y	Y	0	
J67	(Timer)	<input type="checkbox"/> V/f <input type="checkbox"/> PGV/f <input type="checkbox"/> SLV <input type="checkbox"/> PGV <input type="checkbox"/> PMSLV <input type="checkbox"/> PMPGV <input type="checkbox"/> TRQ 0.00 to 600.00 s	Y	Y	0.00	
J68	Brake control signal (Brake-release current)	<input type="checkbox"/> V/f <input type="checkbox"/> PGV/f <input type="checkbox"/> SLV <input type="checkbox"/> PGV <input type="checkbox"/> PMSLV <input type="checkbox"/> PMPGV <input type="checkbox"/> TRQ 0.00 to 300.00 %	Y	Y	100.00	5-309
J69	(Brake-release frequency/speed)	<input type="checkbox"/> V/f <input type="checkbox"/> PGV/f <input type="checkbox"/> SLV <input type="checkbox"/> PGV <input type="checkbox"/> PMSLV <input type="checkbox"/> PMPGV <input type="checkbox"/> TRQ 0.0 to 25.0 Hz	Y	Y	1.0	
J70	(Brake-release timer)	<input type="checkbox"/> V/f <input type="checkbox"/> PGV/f <input type="checkbox"/> SLV <input type="checkbox"/> PGV <input type="checkbox"/> PMSLV <input type="checkbox"/> PMPGV <input type="checkbox"/> TRQ 0.00 to 5.000 s	Y	Y	1.000	
J71	(Brake-applied frequency/speed)	<input type="checkbox"/> V/f <input type="checkbox"/> PGV/f <input type="checkbox"/> SLV <input type="checkbox"/> PGV <input type="checkbox"/> PMSLV <input type="checkbox"/> PMPGV <input type="checkbox"/> TRQ 0.0 to 25.0 Hz	Y	Y	1.0	
J72	(Brake-applied timer)	<input type="checkbox"/> V/f <input type="checkbox"/> PGV/f <input type="checkbox"/> SLV <input type="checkbox"/> PGV <input type="checkbox"/> PMSLV <input type="checkbox"/> PMPGV <input type="checkbox"/> TRQ 0.00 to 5.000 s	Y	Y	1.000	

\*1 When speed control (dancer) is selected (J01 ≠ 3 → = 3), the J06 setting value automatically changes to 0.0 s. To specify the filter time constant in detail, apply filter time constants for analog input (C33, C38 and C43) with J06 = 0.0. When speed control (dancer) is not selected (J01 = 3 → ≠ 3), the J06 setting value automatically changes to 0.5 s. Set J06 after setting J01.

Function code	Name	Control method and Data setting range	Change when running	Data copying	Factory default	Related page
J90	Overload stop (Stopper contact) (Torque limiting P (Gain))	<input type="checkbox"/> V/f <input type="checkbox"/> PGV/f <input type="checkbox"/> SLV <input type="checkbox"/> PGV <input type="checkbox"/> PMSLV <input type="checkbox"/> PMPGV <input type="checkbox"/> TRQ 0.000 to 2.000, 999	Y	Y	999	5-309
J91	(Torque limiting I (Integral time))	<input type="checkbox"/> V/f <input type="checkbox"/> PGV/f <input type="checkbox"/> SLV <input type="checkbox"/> PGV <input type="checkbox"/> PMSLV <input type="checkbox"/> PMPGV <input type="checkbox"/> TRQ 0.001 to 9.999s, 999	Y	Y	999	
J92	(Current command level)	<input type="checkbox"/> V/f <input type="checkbox"/> PGV/f <input type="checkbox"/> SLV <input type="checkbox"/> PGV <input type="checkbox"/> PMSLV <input type="checkbox"/> PMPGV <input type="checkbox"/> TRQ 50.0 to 150.0 %	Y	Y	100.0	
J95	Brake control signal (Brake-release torque)	<input type="checkbox"/> V/f <input type="checkbox"/> PGV/f <input type="checkbox"/> SLV <input type="checkbox"/> PGV <input type="checkbox"/> PMSLV <input type="checkbox"/> PMPGV <input type="checkbox"/> TRQ 0.00 to 300.00 %	Y	Y	100.00	5-309
J96	(Operation selection)	<input type="checkbox"/> V/f <input type="checkbox"/> PGV/f <input type="checkbox"/> SLV <input type="checkbox"/> PGV <input type="checkbox"/> PMSLV <input type="checkbox"/> PMPGV <input type="checkbox"/> TRQ 0 to 127 Bit 0: Speed detection / Speed command selection (0: Speed detection value, 1: Speed command value) Bit 1: Reserved Bit 2: Not used Bit 3: Not used Bit 4: Brake-apply condition (0: Regardless of run command status (ON or OFF), 1: Only when run command is OFF) Bit 5: Not used Bit 6: Stop condition at Position control (0 : Break signal OFF ; 1 : Break signal ON)	Y	Y	0	5-309
J97	Servo lock (Gain)	<input type="checkbox"/> V/f <input type="checkbox"/> PGV/f <input type="checkbox"/> SLV <input type="checkbox"/> PGV <input type="checkbox"/> PMSLV <input type="checkbox"/> PMPGV <input type="checkbox"/> TRQ 0.000 to 9.999 times	Y	Y	0.010	5-313
J98	(Completion timer)	<input type="checkbox"/> V/f <input type="checkbox"/> PGV/f <input type="checkbox"/> SLV <input type="checkbox"/> PGV <input type="checkbox"/> PMSLV <input type="checkbox"/> PMPGV <input type="checkbox"/> TRQ 0.000 to 1.000 s	Y	Y	0.100	
J99	(Completion range)	<input type="checkbox"/> V/f <input type="checkbox"/> PGV/f <input type="checkbox"/> SLV <input type="checkbox"/> PGV <input type="checkbox"/> PMSLV <input type="checkbox"/> PMPGV <input type="checkbox"/> TRQ 0 to 9999 pulses	Y	Y	10	
J105	PID control (Display unit)	<input type="checkbox"/> V/f <input type="checkbox"/> PGV/f <input type="checkbox"/> SLV <input type="checkbox"/> PGV <input type="checkbox"/> PMSLV <input type="checkbox"/> PMPGV <input type="checkbox"/> TRQ 0 to 92 0: Inherit (PID Control 1 feedback unit) 1: No unit 2: % 4: r/min 7: kW 8: HP 10: mm/s 11: mm/m 12: mm/h 13: m/s 14: m/min 15: m/h 16: FPS 17: FPM 18: FPH [Flow] 20: m <sup>3</sup> /s 21: m <sup>3</sup> /min 22: m <sup>3</sup> /h 23: L/s 24: L/min 25: L/h 26: GPS 27: GPM 28: GPH 29: CFS 30: CFM 31: CFH 32: kg/s 33: kg/m 34: kg/h 35: lb/s 36: lb/m 37: lb/h 38: AF/Y [Pressure] 40: Pa 41: kPa 42: MPa 43: mbar 44: bar 45: mmHg 46: psi PSI (Pounds per square inch absolute) 47: mWG 48: inWG 49: inHg 50: WC 51: FT WG [Temperature] 60: K 61: °C 62: °F [Distance] 65: N·m 66: lb ft 70: mm	N	Y	0	5-315

## 5.2 Function Code Tables

Function code	Name	Control method and Data setting range	Change when running	Data copying	Factory default	Related page
		71: cm 72: m 73: km 74: in 75: Ft 76: Yd 77: mi [Concentration] 80: ppm [Other amounts] 90: m3 91: L 92: GAL				
J106	PID control (Maximum scale)	<input type="checkbox"/> V/f <input type="checkbox"/> PGV/f <input type="checkbox"/> SLV <input type="checkbox"/> PGV <input type="checkbox"/> PMSLV <input type="checkbox"/> PMPGV <input type="checkbox"/> TRQ -999.0 to 0.00 to 9990.0	N	Y	100.00	5-315
J107		(minimum scale) <input type="checkbox"/> V/f <input type="checkbox"/> PGV/f <input type="checkbox"/> SLV <input type="checkbox"/> PGV <input type="checkbox"/> PMSLV <input type="checkbox"/> PMPGV <input type="checkbox"/> TRQ -999.0 to 0.00 to 9990.0	N	Y	0.00	
J108		(Auto-tuning) <input type="checkbox"/> V/f <input type="checkbox"/> PGV/f <input type="checkbox"/> SLV <input type="checkbox"/> PGV <input type="checkbox"/> PMSLV <input type="checkbox"/> PMPGV <input type="checkbox"/> TRQ 0: Disable 1: For short time response 2: For long time response * If tuning ends abnormally, the following value is set for J108. 100: Tuning cancel 101: Mode unmatched 102: MV insufficient 103: MV excessive 104: MV change 105: PV excessive or insufficient 106: PV unstable 107: Other	Y	N	0	5-316
J109	(Operation frequency when tuning)	<input type="checkbox"/> V/f <input type="checkbox"/> PGV/f <input type="checkbox"/> SLV <input type="checkbox"/> PGV <input type="checkbox"/> PMSLV <input type="checkbox"/> PMPGV <input type="checkbox"/> TRQ 10 to 100 %			10	
J136	(Multistep command 1)	<input type="checkbox"/> V/f <input type="checkbox"/> PGV/f <input type="checkbox"/> SLV <input type="checkbox"/> PGV <input type="checkbox"/> PMSLV <input type="checkbox"/> PMPGV <input type="checkbox"/> TRQ -999.0 to 0.00 to 9990.0	Y	Y	0.00	5-317
J137	(Multistep command 2)	<input type="checkbox"/> V/f <input type="checkbox"/> PGV/f <input type="checkbox"/> SLV <input type="checkbox"/> PGV <input type="checkbox"/> PMSLV <input type="checkbox"/> PMPGV <input type="checkbox"/> TRQ -999.0 to 0.00 to 9990.0	Y	Y	0.00	
J138	(Multistep command 3)	<input type="checkbox"/> V/f <input type="checkbox"/> PGV/f <input type="checkbox"/> SLV <input type="checkbox"/> PGV <input type="checkbox"/> PMSLV <input type="checkbox"/> PMPGV <input type="checkbox"/> TRQ -999.0 to 0.00 to 9990.0	Y	Y	0.00	



■ d codes: Application Functions 2 (Application functions 2)

Function code	Name	Control method and Data setting range	Change when running	Data copying	Factory default	Related page
d01	Speed control 1 (Speed command filter)	<input type="checkbox"/> V/f <input type="checkbox"/> PGV/f <input type="checkbox"/> SLV <input type="checkbox"/> PGV <input type="checkbox"/> PMSLV <input type="checkbox"/> PMPGV <input type="checkbox"/> TRQ 0.000 to 5.000 s If F42=15, 16, 0.200 s is automatically set.	Y	Y	0.020	5-318
d02	(Speed detection filter)	<input type="checkbox"/> V/f <input type="checkbox"/> PGV/f <input type="checkbox"/> SLV <input type="checkbox"/> PGV <input type="checkbox"/> PMSLV <input type="checkbox"/> PMPGV <input type="checkbox"/> TRQ 0.000 to 0.100 s If F42=15, 16, 0.025 s is automatically set.	Y	Y	0.005	
d03	P (Gain)	<input type="checkbox"/> V/f <input type="checkbox"/> PGV/f <input type="checkbox"/> SLV <input type="checkbox"/> PGV <input type="checkbox"/> PMSLV <input type="checkbox"/> PMPGV <input type="checkbox"/> TRQ 0.1 to 200.0 times If F42=15, 16, 2.0 times is automatically set.	Y	Y	10.0	
d04	I (Integral time)	<input type="checkbox"/> V/f <input type="checkbox"/> PGV/f <input type="checkbox"/> SLV <input type="checkbox"/> PGV <input type="checkbox"/> PMSLV <input type="checkbox"/> PMPGV <input type="checkbox"/> TRQ 0.001 to 9.999 s; 999: Disable integral term If F42=15, 16, 0.600 s is automatically set.	Y	Y	0.100	
d05	FF (Gain)	<input type="checkbox"/> V/f <input type="checkbox"/> PGV/f <input type="checkbox"/> SLV <input type="checkbox"/> PGV <input type="checkbox"/> PMSLV <input type="checkbox"/> PMPGV <input type="checkbox"/> TRQ 0.00 to 99.99 s	Y	Y	0.00	
d06	(Output filter)	<input type="checkbox"/> V/f <input type="checkbox"/> PGV/f <input type="checkbox"/> SLV <input type="checkbox"/> PGV <input type="checkbox"/> PMSLV <input type="checkbox"/> PMPGV <input type="checkbox"/> TRQ 0.000 to 0.100 s If F42=15, 16, 0.000 s is automatically set.	Y	Y	0.002	
d07	(Notch filter resonance frequency)	<input type="checkbox"/> V/f <input type="checkbox"/> PGV/f <input type="checkbox"/> SLV <input type="checkbox"/> PGV <input type="checkbox"/> PMSLV <input type="checkbox"/> PMPGV <input type="checkbox"/> TRQ 1 to 500 Hz	Y	Y	200	
d08	(Notch filter attenuation level)	<input type="checkbox"/> V/f <input type="checkbox"/> PGV/f <input type="checkbox"/> SLV <input type="checkbox"/> PGV <input type="checkbox"/> PMSLV <input type="checkbox"/> PMPGV <input type="checkbox"/> TRQ 0 to 40 dB	Y	Y	0	
d09	Speed control (JOG) (Speed command filter)	<input type="checkbox"/> V/f <input type="checkbox"/> PGV/f <input type="checkbox"/> SLV <input type="checkbox"/> PGV <input type="checkbox"/> PMSLV <input type="checkbox"/> PMPGV <input type="checkbox"/> TRQ 0.000 to 5.000 s	Y	Y	0.020	5-322
d10	(Speed detection filter)	<input type="checkbox"/> V/f <input type="checkbox"/> PGV/f <input type="checkbox"/> SLV <input type="checkbox"/> PGV <input type="checkbox"/> PMSLV <input type="checkbox"/> PMPGV <input type="checkbox"/> TRQ 0.000 to 0.100 s	Y	Y	0.005	
d11	P (Gain)	<input type="checkbox"/> V/f <input type="checkbox"/> PGV/f <input type="checkbox"/> SLV <input type="checkbox"/> PGV <input type="checkbox"/> PMSLV <input type="checkbox"/> PMPGV <input type="checkbox"/> TRQ 0.1 to 200.0 times	Y	Y	10.0	
d12	I (Integral time)	<input type="checkbox"/> V/f <input type="checkbox"/> PGV/f <input type="checkbox"/> SLV <input type="checkbox"/> PGV <input type="checkbox"/> PMSLV <input type="checkbox"/> PMPGV <input type="checkbox"/> TRQ 0.001 to 9.999 s, 999: Disable integral term	Y	Y	0.100	
d13	(Output filter)	<input type="checkbox"/> V/f <input type="checkbox"/> PGV/f <input type="checkbox"/> SLV <input type="checkbox"/> PGV <input type="checkbox"/> PMSLV <input type="checkbox"/> PMPGV <input type="checkbox"/> TRQ 0.000 to 0.100 s	Y	Y	0.002	
d14	PG option Ch2 (Pulse train input) (Pulse input format)	<input type="checkbox"/> V/f <input type="checkbox"/> PGV/f <input type="checkbox"/> SLV <input type="checkbox"/> PGV <input type="checkbox"/> PMSLV <input type="checkbox"/> PMPGV <input type="checkbox"/> TRQ 0: Frequency and direction 1: Forward and reverse pulse 2: Quadrature A/B signal(B phase lead) 3: Quadrature A/B signal(A phase lead) 4: A, B phase 90° phase difference (B phase lead) UVW signal (for synchronous motors)	N	Y	2	5-323
d15	(Encoder pulse resolution)	<input type="checkbox"/> V/f <input type="checkbox"/> PGV/f <input type="checkbox"/> SLV <input type="checkbox"/> PGV <input type="checkbox"/> PMSLV <input type="checkbox"/> PMPGV <input type="checkbox"/> TRQ 0014 to EA60(Hexadecimal format), 20 to 60000(Decimal format)	N	Y	0400 (1024)	
d16	(Pulse scaling factor 1)	<input type="checkbox"/> V/f <input type="checkbox"/> PGV/f <input type="checkbox"/> SLV <input type="checkbox"/> PGV <input type="checkbox"/> PMSLV <input type="checkbox"/> PMPGV <input type="checkbox"/> TRQ 1 to 32767	Y	Y	1	
d17	(Pulse scaling factor 2)	<input type="checkbox"/> V/f <input type="checkbox"/> PGV/f <input type="checkbox"/> SLV <input type="checkbox"/> PGV <input type="checkbox"/> PMSLV <input type="checkbox"/> PMPGV <input type="checkbox"/> TRQ 1 to 32767	Y	Y	1	
d18	(Filter time constant)	<input type="checkbox"/> V/f <input type="checkbox"/> PGV/f <input type="checkbox"/> SLV <input type="checkbox"/> PGV <input type="checkbox"/> PMSLV <input type="checkbox"/> PMPGV <input type="checkbox"/> TRQ 0.000 to 5.000 s	Y	Y	0.005	
d21	Speed mismatch error (Detection width)	<input type="checkbox"/> V/f <input type="checkbox"/> PGV/f <input type="checkbox"/> SLV <input type="checkbox"/> PGV <input type="checkbox"/> PMSLV <input type="checkbox"/> PMPGV <input type="checkbox"/> TRQ 0.0 to 50.0 %	Y	Y	10.0	5-325
d22	(Detection timer)	<input type="checkbox"/> V/f <input type="checkbox"/> PGV/f <input type="checkbox"/> SLV <input type="checkbox"/> PGV <input type="checkbox"/> PMSLV <input type="checkbox"/> PMPGV <input type="checkbox"/> TRQ 0.00 to 10.00 s	Y	Y	0.50	
d23	Speed mismatch error selection	<input type="checkbox"/> V/f <input type="checkbox"/> PGV/f <input type="checkbox"/> SLV <input type="checkbox"/> PGV <input type="checkbox"/> PMSLV <input type="checkbox"/> PMPGV <input type="checkbox"/> TRQ 0: Continue to run 1 1: Stop with alarm 1 2: Stop with alarm 2 3: Continue to run 2 4: Stop with alarm 3 5: Stop with alarm 4	N	Y	2	
d24	Zero speed control	<input type="checkbox"/> V/f <input type="checkbox"/> PGV/f <input type="checkbox"/> SLV <input type="checkbox"/> PGV <input type="checkbox"/> PMSLV <input type="checkbox"/> PMPGV <input type="checkbox"/> TRQ 0: Disable at startup 1: Enable at startup 2: Zero speed control not possible	N	Y	0	5-125
d25	ASR switching time	<input type="checkbox"/> V/f <input type="checkbox"/> PGV/f <input type="checkbox"/> SLV <input type="checkbox"/> PGV <input type="checkbox"/> PMSLV <input type="checkbox"/> PMPGV <input type="checkbox"/> TRQ 0.000 to 1.000 s	Y	Y	0.000	5-326
d27	Servo lock (Gain switching time)	<input type="checkbox"/> V/f <input type="checkbox"/> PGV/f <input type="checkbox"/> SLV <input type="checkbox"/> PGV <input type="checkbox"/> PMSLV <input type="checkbox"/> PMPGV <input type="checkbox"/> TRQ 0.000 to 1.000 s	Y	Y	0.000	
d28	(Gain 2)	<input type="checkbox"/> V/f <input type="checkbox"/> PGV/f <input type="checkbox"/> SLV <input type="checkbox"/> PGV <input type="checkbox"/> PMSLV <input type="checkbox"/> PMPGV <input type="checkbox"/> TRQ 0.000 to 9.999 times	Y	Y	0.010	
d29	Speed control 1	<input type="checkbox"/> V/f <input type="checkbox"/> PGV/f <input type="checkbox"/> SLV <input type="checkbox"/> PGV <input type="checkbox"/> PMSLV <input type="checkbox"/> PMPGV <input type="checkbox"/> TRQ	Y	Y	2	

## 5.2 Function Code Tables

Function code	Name	Control method and Data setting range	Change when running	Data copying	Factory default	Related page
	(Notch filter width)	0 to 3 (0: Narrow to 3: Wide)				
d30	ASR gain setting (coming soon)	<input type="checkbox"/> V/f <input type="checkbox"/> PGV/f <input type="checkbox"/> SLV <input type="checkbox"/> PGV <input type="checkbox"/> PMSLV <input type="checkbox"/> PMPGV <input type="checkbox"/> TRQ 0: Disable 1: ASR gain setting	N	Y	0	
d32	Speed limit / Overspeed detection level (Level 1)	<input type="checkbox"/> V/f <input type="checkbox"/> PGV/f <input type="checkbox"/> SLV <input type="checkbox"/> PGV <input type="checkbox"/> PMSLV <input type="checkbox"/> PMPGV <input type="checkbox"/> TRQ 0 to 110 %	Y	Y	100	5-326
d33	(Level 2)	<input type="checkbox"/> V/f <input type="checkbox"/> PGV/f <input type="checkbox"/> SLV <input type="checkbox"/> PGV <input type="checkbox"/> PMSLV <input type="checkbox"/> PMPGV <input type="checkbox"/> TRQ 0 to 110 %	Y	Y	100	
d35	Over speed detection level	<input type="checkbox"/> V/f <input type="checkbox"/> PGV/f <input type="checkbox"/> SLV <input type="checkbox"/> PGV <input type="checkbox"/> PMSLV <input type="checkbox"/> PMPGV <input type="checkbox"/> TRQ 0 to 120%, 999: Based on d32, d33	Y	Y	999	5-326
d41	Application specific function selection	<input type="checkbox"/> V/f <input type="checkbox"/> PGV/f <input type="checkbox"/> SLV <input type="checkbox"/> PGV <input type="checkbox"/> PMSLV <input type="checkbox"/> PMPGV <input type="checkbox"/> TRQ 0: Disable (Normal control) 1: Enable (Constant surface speed control) 2: Master-follower operation (Immediate synchronization mode at the start, without Z phase) 3: Master-follower operation (Master-follower operation) 4: Master-follower operation (Immediate synchronization mode at the start, with Z phase)	N	Y	0	5-327
d51	For adjustment by manufacturer *9	-500 to 500	N	Y	*14	5-330
d52	For adjustment by manufacturer *9	-500 to 500	N	Y	*14	
d53	For adjustment by manufacturer *9	-500 to 500	N	Y	*14	
d54	For adjustment by manufacturer *9	-500 to 500	N	Y	*14	
d55	For adjustment by manufacturer *9	0000 to 00FF (Display in hexadecimal)	N	Y	0000	
d59	PG option Ch1 / Terminal [X] (Pulse train input) (Pulse input format)	<input type="checkbox"/> V/f <input type="checkbox"/> PGV/f <input type="checkbox"/> SLV <input type="checkbox"/> PGV <input type="checkbox"/> PMSLV <input type="checkbox"/> PMPGV <input type="checkbox"/> TRQ 0: Pulse train sign / Pulse train input 1: Forward rotation pulse / Reverse rotation pulse 2: A, B phase 90° phase difference (B phase lead) 3: A, B phase 90° phase difference (A phase lead)	N	Y	0	5-336
d60	(Encoder pulse resolution)	<input type="checkbox"/> V/f <input type="checkbox"/> PGV/f <input type="checkbox"/> SLV <input type="checkbox"/> PGV <input type="checkbox"/> PMSLV <input type="checkbox"/> PMPGV <input type="checkbox"/> TRQ 0014 to EA60(Hexadecimal format), 20 to 60000(Decimal format)	N	Y	0400 (1024)	
d61	(Filter time constant)	<input type="checkbox"/> V/f <input type="checkbox"/> PGV/f <input type="checkbox"/> SLV <input type="checkbox"/> PGV <input type="checkbox"/> PMSLV <input type="checkbox"/> PMPGV <input type="checkbox"/> TRQ 0.000 to 5.000 s	Y	Y	0.005	5-330
d62	(Pulse scaling factor 1)	<input type="checkbox"/> V/f <input type="checkbox"/> PGV/f <input type="checkbox"/> SLV <input type="checkbox"/> PGV <input type="checkbox"/> PMSLV <input type="checkbox"/> PMPGV <input type="checkbox"/> TRQ 1 to 32767	Y	Y	1	
d63	(Pulse scaling factor 2)	<input type="checkbox"/> V/f <input type="checkbox"/> PGV/f <input type="checkbox"/> SLV <input type="checkbox"/> PGV <input type="checkbox"/> PMSLV <input type="checkbox"/> PMPGV <input type="checkbox"/> TRQ 1 to 32767	Y	Y	1	
d67	Starting characteristic (Auto search mode: speed sensorless vector control)	<input type="checkbox"/> V/f <input type="checkbox"/> PGV/f <input type="checkbox"/> SLV <input type="checkbox"/> PGV <input type="checkbox"/> PMSLV <input type="checkbox"/> PMPGV <input type="checkbox"/> TRQ 0: Disable (Do not set to 0 if performing restart after momentary power failure. Failure to observe this could result in motor damage.) 1: Enable (Only at restart after momentary power failure) 2: Enable (At restart after momentary power failure and at normal start)  If F42 = 15, 2 is automatically set.	N	Y	1	5-330 5-330
d68	For adjustment by manufacturer *9	0.0 to 10.0	N		4.0	5-330
d69	For adjustment by manufacturer *9	30.0 to 100.0	Y	Y	30.0	
d70	Speed control limiter	<input type="checkbox"/> V/f <input type="checkbox"/> PGV/f <input type="checkbox"/> SLV <input type="checkbox"/> PGV <input type="checkbox"/> PMSLV <input type="checkbox"/> PMPGV <input type="checkbox"/> TRQ 0.00 to 100.00 %	Y	Y	100.00	5-330

\*9: This is a function code for adjustment by the manufacturer. Do not change.

\*14: The factory default is set based on capacity. 5 for 3.7 kW or lower inverters, 10 for 5.5 to 22 kW inverters, 20 for 30 kW or higher inverters

Function code	Name	Control method and Data setting range	Change when running	Data copying	Factory default	Related page
d71	Master follower control (Main speed regulator gain)	<input type="checkbox"/> V/f <input type="checkbox"/> PGV/f <input type="checkbox"/> SLV <input type="checkbox"/> PGV <input type="checkbox"/> PMSLV <input type="checkbox"/> PMPGV <input type="checkbox"/> TRQ 0.00 to 1.50 times	Y	Y	1.00	5-331
d72	(APR gain)	<input type="checkbox"/> V/f <input type="checkbox"/> PGV/f <input type="checkbox"/> SLV <input type="checkbox"/> PGV <input type="checkbox"/> PMSLV <input type="checkbox"/> PMPGV <input type="checkbox"/> TRQ 0.00 to 200.00 times	Y	Y	15.00	
d73	(APR output +side limiter)	<input type="checkbox"/> V/f <input type="checkbox"/> PGV/f <input type="checkbox"/> SLV <input type="checkbox"/> PGV <input type="checkbox"/> PMSLV <input type="checkbox"/> PMPGV <input type="checkbox"/> TRQ 20 to 200 %; 999: Disable	Y	Y	999	
d74	(APR output -side limiter)	<input type="checkbox"/> V/f <input type="checkbox"/> PGV/f <input type="checkbox"/> SLV <input type="checkbox"/> PGV <input type="checkbox"/> PMSLV <input type="checkbox"/> PMPGV <input type="checkbox"/> TRQ 20 to 200 %: Limiter level 999: Disable	Y	Y	999	
d75	(Z phase alignment gain)	<input type="checkbox"/> V/f <input type="checkbox"/> PGV/f <input type="checkbox"/> SLV <input type="checkbox"/> PGV <input type="checkbox"/> PMSLV <input type="checkbox"/> PMPGV <input type="checkbox"/> TRQ 0.00 to 10.00 times	Y	Y	1.00	
d76	(Offset angle between master and follower)	<input type="checkbox"/> V/f <input type="checkbox"/> PGV/f <input type="checkbox"/> SLV <input type="checkbox"/> PGV <input type="checkbox"/> PMSLV <input type="checkbox"/> PMPGV <input type="checkbox"/> TRQ 0 to 359 deg.	Y	Y	0	
d77	(Synchronous completion detection angle)	<input type="checkbox"/> V/f <input type="checkbox"/> PGV/f <input type="checkbox"/> SLV <input type="checkbox"/> PGV <input type="checkbox"/> PMSLV <input type="checkbox"/> PMPGV <input type="checkbox"/> TRQ 0 to 359 deg.	Y	Y	15	
d78	(Deviation overflow detection width)	<input type="checkbox"/> V/f <input type="checkbox"/> PGV/f <input type="checkbox"/> SLV <input type="checkbox"/> PGV <input type="checkbox"/> PMSLV <input type="checkbox"/> PMPGV <input type="checkbox"/> TRQ 0 to 65535 (10 pulse units)	Y	Y	65535	
d79	For adjustment by manufacturer *9	0, 80 to 240 (200 V series), 160 to 500 (400 V series), 999	N	Y2	999	
d80	Motor 1 (Synchronous motor magnetic pole position draw-in frequency)	<input type="checkbox"/> V/f <input type="checkbox"/> PGV/f <input type="checkbox"/> SLV <input type="checkbox"/> PGV <input type="checkbox"/> PMSLV <input type="checkbox"/> PMPGV <input type="checkbox"/> TRQ 0.1 to 10.0 Hz	Y	Y	1.0	
d81	For adjustment by manufacturer *9	0 to 1	Y	Y	1	
d82	Magnetic flux weakening control	<input type="checkbox"/> V/f <input type="checkbox"/> PGV/f <input type="checkbox"/> SLV <input type="checkbox"/> PGV <input type="checkbox"/> PMSLV <input type="checkbox"/> PMPGV <input type="checkbox"/> TRQ 0: Disable 1: Enable	Y	Y	1	
d83	Magnetic flux weakening lower limit value	<input type="checkbox"/> V/f <input type="checkbox"/> PGV/f <input type="checkbox"/> SLV <input type="checkbox"/> PGV <input type="checkbox"/> PMSLV <input type="checkbox"/> PMPGV <input type="checkbox"/> TRQ 10 to 70 %	Y	Y	40	
d84	For adjustment by manufacturer *9	0 to 20	Y	Y	5	
d85	For adjustment by manufacturer *9	0 to 200	Y	Y	95	
d86	Acceleration/deceleration output filter	<input type="checkbox"/> V/f <input type="checkbox"/> PGV/f <input type="checkbox"/> SLV <input type="checkbox"/> PGV <input type="checkbox"/> PMSLV <input type="checkbox"/> PMPGV <input type="checkbox"/> TRQ 0.000 to 5.000 s	Y	Y	0.000	
d88	For adjustment by manufacturer *9	0.00 to 10.00, 999	Y	Y	999	
d89	Motor 1 (Synchronous motor high-efficiency control)	<input type="checkbox"/> V/f <input type="checkbox"/> PGV/f <input type="checkbox"/> SLV <input type="checkbox"/> PGV <input type="checkbox"/> PMSLV <input type="checkbox"/> PMPGV <input type="checkbox"/> TRQ 0 to 1	N	Y	1	
d90	Magnetic flux level during deceleration	<input type="checkbox"/> V/f <input type="checkbox"/> PGV/f <input type="checkbox"/> SLV <input type="checkbox"/> PGV <input type="checkbox"/> PMSLV <input type="checkbox"/> PMPGV <input type="checkbox"/> TRQ 100 to 300 %	Y	Y	120	5-358
d91	For special adjustment	0.00 to 2.00, 999	Y	Y	999	5-358
d92	For special adjustment	0, 0.01 to 3.00	Y	Y	0.00	
d93	For adjustment by manufacturer *9	0.00 to 10.00, 999	Y	Y	999	
d94	For adjustment by manufacturer *9	0.00 to 10.00, 999	Y	Y	999	

5.2 Function Code Tables

Function code	Name	Control method and Data setting range	Change when running	Data copying	Factory default	Related page
d95	For adjustment by manufacturer *9	0.00 to 10.00, 999	Y	Y	999	
d96	For adjustment by manufacturer *9	-50.0 to 50.0, 999	Y	Y	999	
d97	For adjustment by manufacturer *9	-50.0 to 50.0, 999	Y	Y	999	
d98	For special adjustment	0 to 65535	Y	Y	0	
d99	Extension function 1	<input type="checkbox"/> V/f <input type="checkbox"/> PGV/f <input type="checkbox"/> SLV <input type="checkbox"/> PGV <input type="checkbox"/> PMSLV <input type="checkbox"/> PMPGV <input type="checkbox"/> TRQ 0000 to FFFF (Display in hexadecimal) Bit 0: For adjustment by manufacturer *9 Bit 1: For adjustment by manufacturer *9 Bit 2: For adjustment by manufacturer *9 Bit 3: JOG operation from communication (0: Disable; 1: Enable) Bit 4: For adjustment by manufacturer *9 Bit 5, 6, 7: Not used Bit 8: For adjustment by manufacturer *9 Bit 9: For adjustment by manufacturer *9 Bit 10: H30 definition switching	Y	Y	0000	5-359
d120	Brake signal (Brake-release current) (REV)	<input type="checkbox"/> V/f <input type="checkbox"/> PGV/f <input type="checkbox"/> SLV <input type="checkbox"/> PGV <input type="checkbox"/> PMSLV <input type="checkbox"/> PMPGV <input type="checkbox"/> TRQ 0.00 to 300.00 %, 999:depends on the setting value of J68	Y	Y	999	
d121	Brake control signal (Brake-release frequency/speed) (REV)	<input type="checkbox"/> V/f <input type="checkbox"/> PGV/f <input type="checkbox"/> SLV <input type="checkbox"/> PGV <input type="checkbox"/> PMSLV <input type="checkbox"/> PMPGV <input type="checkbox"/> TRQ 0.0 to 25.0 Hz, 999:depends on the setting value of J69	Y	Y	999	
d122	Brake control signal (Brake-release timer) (REV)	<input type="checkbox"/> V/f <input type="checkbox"/> PGV/f <input type="checkbox"/> SLV <input type="checkbox"/> PGV <input type="checkbox"/> PMSLV <input type="checkbox"/> PMPGV <input type="checkbox"/> TRQ 0.0 to 5.000 s, 999:depends on the setting value of J70	Y	Y	999	
d123	Brake signal (Brake-release torque) (REV)	<input type="checkbox"/> V/f <input type="checkbox"/> PGV/f <input type="checkbox"/> SLV <input type="checkbox"/> PGV <input type="checkbox"/> PMSLV <input type="checkbox"/> PMPGV <input type="checkbox"/> TRQ 0.00 to 300.00 %, 999:depends on the setting value of J95	Y	Y	999	
d124	Brake control signal (Brake-apply frequency/speed) (REV)	<input type="checkbox"/> V/f <input type="checkbox"/> PGV/f <input type="checkbox"/> SLV <input type="checkbox"/> PGV <input type="checkbox"/> PMSLV <input type="checkbox"/> PMPGV <input type="checkbox"/> TRQ 0.0 to 25.0 Hz, 999:depends on the setting value of J71	Y	Y	999	
d125	Brake control signal (Brake-apply timer) (REV)	<input type="checkbox"/> V/f <input type="checkbox"/> PGV/f <input type="checkbox"/> SLV <input type="checkbox"/> PGV <input type="checkbox"/> PMSLV <input type="checkbox"/> PMPGV <input type="checkbox"/> TRQ 0.0 to 5.000 s, 999	Y	Y	999	
d150	PID control (Dancer upper limit warning position)	<input type="checkbox"/> V/f <input type="checkbox"/> PGV/f <input type="checkbox"/> SLV <input type="checkbox"/> PGV <input type="checkbox"/> PMSLV <input type="checkbox"/> PMPGV <input type="checkbox"/> TRQ -100.00 to 100.00 %	Y	Y	100.00	
d151	(Dancer lower limit warning position)	<input type="checkbox"/> V/f <input type="checkbox"/> PGV/f <input type="checkbox"/> SLV <input type="checkbox"/> PGV <input type="checkbox"/> PMSLV <input type="checkbox"/> PMPGV <input type="checkbox"/> TRQ -100.00 to 100.00 %	Y	Y	0.00	
d152	(Line speed lower limit for dancer PID output)	<input type="checkbox"/> V/f <input type="checkbox"/> PGV/f <input type="checkbox"/> SLV <input type="checkbox"/> PGV <input type="checkbox"/> PMSLV <input type="checkbox"/> PMPGV <input type="checkbox"/> TRQ 0.0 to 599.0 Hz	Y	Y	0.0	
d153	Line speed control (Line speed compensation gain)	<input type="checkbox"/> V/f <input type="checkbox"/> PGV/f <input type="checkbox"/> SLV <input type="checkbox"/> PGV <input type="checkbox"/> PMSLV <input type="checkbox"/> PMPGV <input type="checkbox"/> TRQ 0.0 to 200.0 %	Y	Y	100.0	
d154	(Selector switch)	<input type="checkbox"/> V/f <input type="checkbox"/> PGV/f <input type="checkbox"/> SLV <input type="checkbox"/> PGV <input type="checkbox"/> PMSLV <input type="checkbox"/> PMPGV <input type="checkbox"/> TRQ 0 to 1 Bit 0: Winding diameter compensation (0: No, 1: Yes)	N	Y	0	
d158	Winding diameter calculation (Moving average count)	<input type="checkbox"/> V/f <input type="checkbox"/> PGV/f <input type="checkbox"/> SLV <input type="checkbox"/> PGV <input type="checkbox"/> PMSLV <input type="checkbox"/> PMPGV <input type="checkbox"/> TRQ 0 to 100	Y	Y	0	
d159	(Dead zone)	<input type="checkbox"/> V/f <input type="checkbox"/> PGV/f <input type="checkbox"/> SLV <input type="checkbox"/> PGV <input type="checkbox"/> PMSLV <input type="checkbox"/> PMPGV <input type="checkbox"/> TRQ 0.000 to 10.000 %	Y	Y	0.001	
d160	(Calculation gain)	<input type="checkbox"/> V/f <input type="checkbox"/> PGV/f <input type="checkbox"/> SLV <input type="checkbox"/> PGV <input type="checkbox"/> PMSLV <input type="checkbox"/> PMPGV <input type="checkbox"/> TRQ 0.00 to 1.00	Y	Y	0.10	
d161	(Compensation gain)	<input type="checkbox"/> V/f <input type="checkbox"/> PGV/f <input type="checkbox"/> SLV <input type="checkbox"/> PGV <input type="checkbox"/> PMSLV <input type="checkbox"/> PMPGV <input type="checkbox"/> TRQ 0.000 to 10.000	Y	Y	1.000	
d162	(Low-speed line speed ratio)	<input type="checkbox"/> V/f <input type="checkbox"/> PGV/f <input type="checkbox"/> SLV <input type="checkbox"/> PGV <input type="checkbox"/> PMSLV <input type="checkbox"/> PMPGV <input type="checkbox"/> TRQ 0.00 to 100.00 %	Y	Y	3.00	
d163	(Minimum winding diameter)	<input type="checkbox"/> V/f <input type="checkbox"/> PGV/f <input type="checkbox"/> SLV <input type="checkbox"/> PGV <input type="checkbox"/> PMSLV <input type="checkbox"/> PMPGV <input type="checkbox"/> TRQ 1 to 65535 mm (3,300 to 4,900 ft)	Y	Y	100	
d164	(Maximum winding diameter)	<input type="checkbox"/> V/f <input type="checkbox"/> PGV/f <input type="checkbox"/> SLV <input type="checkbox"/> PGV <input type="checkbox"/> PMSLV <input type="checkbox"/> PMPGV <input type="checkbox"/> TRQ 1 to 65535 mm (3,300 to 4,900 ft)	Y	Y	1100	
d165	(Initial winding diameter)	<input type="checkbox"/> V/f <input type="checkbox"/> PGV/f <input type="checkbox"/> SLV <input type="checkbox"/> PGV <input type="checkbox"/> PMSLV <input type="checkbox"/> PMPGV <input type="checkbox"/> TRQ 1 to 65535 mm (3,300 to 4,900 ft)	Y	Y	700	
d166	(FM output gain)	<input type="checkbox"/> V/f <input type="checkbox"/> PGV/f <input type="checkbox"/> SLV <input type="checkbox"/> PGV <input type="checkbox"/> PMSLV <input type="checkbox"/> PMPGV <input type="checkbox"/> TRQ 0.0 to 100.0	Y	Y	20.0	
d167	Line speed command (Maximum value)	<input type="checkbox"/> V/f <input type="checkbox"/> PGV/f <input type="checkbox"/> SLV <input type="checkbox"/> PGV <input type="checkbox"/> PMSLV <input type="checkbox"/> PMPGV <input type="checkbox"/> TRQ 0.0: Disable 0.1 to 6553.5 m/min	N	Y	0.0	
d168	(Acceleration time)	<input type="checkbox"/> V/f <input type="checkbox"/> PGV/f <input type="checkbox"/> SLV <input type="checkbox"/> PGV <input type="checkbox"/> PMSLV <input type="checkbox"/> PMPGV <input type="checkbox"/> TRQ 0.00 to 6000 s	Y	Y	*11	
d169	(Deceleration time)	<input type="checkbox"/> V/f <input type="checkbox"/> PGV/f <input type="checkbox"/> SLV <input type="checkbox"/> PGV <input type="checkbox"/> PMSLV <input type="checkbox"/> PMPGV <input type="checkbox"/> TRQ 0.00 to 6000 s	Y	Y	*11	

Function code	Name	Control method and Data setting range	Change when running	Data copying	Factory default	Related page
d170	After detected load compensation (dedicated monitor function code)	<input type="checkbox"/> V/f <input type="checkbox"/> PGV/f <input type="checkbox"/> SLV <input type="checkbox"/> PGV <input type="checkbox"/> PMSLV <input type="checkbox"/> PMPGV <input type="checkbox"/> TRQ -327.68 to 327.67 %	-	N	-	
d171	Load conversion gain (hoisting)	<input type="checkbox"/> V/f <input type="checkbox"/> PGV/f <input type="checkbox"/> SLV <input type="checkbox"/> PGV <input type="checkbox"/> PMSLV <input type="checkbox"/> PMPGV <input type="checkbox"/> TRQ 0.00 to 200.00 %	Y	Y	100.00	
d172	Load conversion offset (hoisting)	<input type="checkbox"/> V/f <input type="checkbox"/> PGV/f <input type="checkbox"/> SLV <input type="checkbox"/> PGV <input type="checkbox"/> PMSLV <input type="checkbox"/> PMPGV <input type="checkbox"/> TRQ -100.0 to 100.0 %	Y	Y	0.0	
d173	Load conversion gain (lowering)	<input type="checkbox"/> V/f <input type="checkbox"/> PGV/f <input type="checkbox"/> SLV <input type="checkbox"/> PGV <input type="checkbox"/> PMSLV <input type="checkbox"/> PMPGV <input type="checkbox"/> TRQ -200.00 to 200.00 %	Y	Y	100.00	
d174	Load conversion offset (lowering)	<input type="checkbox"/> V/f <input type="checkbox"/> PGV/f <input type="checkbox"/> SLV <input type="checkbox"/> PGV <input type="checkbox"/> PMSLV <input type="checkbox"/> PMPGV <input type="checkbox"/> TRQ -100.0 to 100.0 %	Y	Y	0.0	
d175	Light load speed multiplying factor (hoisting)	<input type="checkbox"/> V/f <input type="checkbox"/> PGV/f <input type="checkbox"/> SLV <input type="checkbox"/> PGV <input type="checkbox"/> PMSLV <input type="checkbox"/> PMPGV <input type="checkbox"/> TRQ 100.0 to 300.0 %, 999	Y	Y	100.0	
d176	Light load speed multiplying factor (lowering)	<input type="checkbox"/> V/f <input type="checkbox"/> PGV/f <input type="checkbox"/> SLV <input type="checkbox"/> PGV <input type="checkbox"/> PMSLV <input type="checkbox"/> PMPGV <input type="checkbox"/> TRQ 100.0 to 300.0 %, 999	Y	Y	100.0	
d177	Medium load speed multiplying factor (hoisting)	<input type="checkbox"/> V/f <input type="checkbox"/> PGV/f <input type="checkbox"/> SLV <input type="checkbox"/> PGV <input type="checkbox"/> PMSLV <input type="checkbox"/> PMPGV <input type="checkbox"/> TRQ 100.0 to 300.0 %, 999	Y	Y	100.0	
d178	Medium load speed multiplying factor (lowering)	<input type="checkbox"/> V/f <input type="checkbox"/> PGV/f <input type="checkbox"/> SLV <input type="checkbox"/> PGV <input type="checkbox"/> PMSLV <input type="checkbox"/> PMPGV <input type="checkbox"/> TRQ 100.0 to 300.0 %, 999	Y	Y	100.0	
d179	Speed multiplying factor safety factor	<input type="checkbox"/> V/f <input type="checkbox"/> PGV/f <input type="checkbox"/> SLV <input type="checkbox"/> PGV <input type="checkbox"/> PMSLV <input type="checkbox"/> PMPGV <input type="checkbox"/> TRQ 1.0 to 4.0	Y	Y	1.0	
d180	Load judgment delay time (hoisting)	<input type="checkbox"/> V/f <input type="checkbox"/> PGV/f <input type="checkbox"/> SLV <input type="checkbox"/> PGV <input type="checkbox"/> PMSLV <input type="checkbox"/> PMPGV <input type="checkbox"/> TRQ 0.00 to 10.00 s	Y	Y	2.00	
d181	Load judgment delay time (lowering)	<input type="checkbox"/> V/f <input type="checkbox"/> PGV/f <input type="checkbox"/> SLV <input type="checkbox"/> PGV <input type="checkbox"/> PMSLV <input type="checkbox"/> PMPGV <input type="checkbox"/> TRQ 0.00 to 10.00 s	Y	Y	2.00	
d182	Light load detection level (hoisting)	<input type="checkbox"/> V/f <input type="checkbox"/> PGV/f <input type="checkbox"/> SLV <input type="checkbox"/> PGV <input type="checkbox"/> PMSLV <input type="checkbox"/> PMPGV <input type="checkbox"/> TRQ 5.0 to 100.0 %, 999	Y	Y	25.0	
d183	Light load detection level (lowering)	<input type="checkbox"/> V/f <input type="checkbox"/> PGV/f <input type="checkbox"/> SLV <input type="checkbox"/> PGV <input type="checkbox"/> PMSLV <input type="checkbox"/> PMPGV <input type="checkbox"/> TRQ 5.0 to 100.0 %, 999	Y	Y	25.0	
d184	Heavy load detection level (hoisting)	<input type="checkbox"/> V/f <input type="checkbox"/> PGV/f <input type="checkbox"/> SLV <input type="checkbox"/> PGV <input type="checkbox"/> PMSLV <input type="checkbox"/> PMPGV <input type="checkbox"/> TRQ 5.0 to 100.0 %, 999	Y	Y	25.0	
d185	Heavy load detection level (lowering)	<input type="checkbox"/> V/f <input type="checkbox"/> PGV/f <input type="checkbox"/> SLV <input type="checkbox"/> PGV <input type="checkbox"/> PMSLV <input type="checkbox"/> PMPGV <input type="checkbox"/> TRQ 5.0 to 100.0 %, 999	Y	Y	25.0	
d186	Overload judgment delay time	<input type="checkbox"/> V/f <input type="checkbox"/> PGV/f <input type="checkbox"/> SLV <input type="checkbox"/> PGV <input type="checkbox"/> PMSLV <input type="checkbox"/> PMPGV <input type="checkbox"/> TRQ 0.00 to 10.00 s	Y	Y	0.50	
d187	Overload detection level	<input type="checkbox"/> V/f <input type="checkbox"/> PGV/f <input type="checkbox"/> SLV <input type="checkbox"/> PGV <input type="checkbox"/> PMSLV <input type="checkbox"/> PMPGV <input type="checkbox"/> TRQ 5.0 to 250.0 %, 999	Y	Y	999	
d188	Overload detection monitor	<input type="checkbox"/> V/f <input type="checkbox"/> PGV/f <input type="checkbox"/> SLV <input type="checkbox"/> PGV <input type="checkbox"/> PMSLV <input type="checkbox"/> PMPGV <input type="checkbox"/> TRQ -327.68 to 327.67 %	-	N	-	
d189	Hoist function auxiliary setting	<input type="checkbox"/> V/f <input type="checkbox"/> PGV/f <input type="checkbox"/> SLV <input type="checkbox"/> PGV <input type="checkbox"/> PMSLV <input type="checkbox"/> PMPGV <input type="checkbox"/> TRQ 0000 to 00FF (Display in hexadecimal) Bit 0: Medium load speed multiplying factor selection (0: Fixed multiplying factor, 1: Proportional to load)	Y	Y	0000	
d190	For adjustment by manufacturer *9	0 to 150	Y	Y	0	
d192	For adjustment by manufacturer *9	0.00 to 10.00	Y	Y	0.30	
d193	Special adjustment (Torque scaling factor for high load)	<input type="checkbox"/> V/f <input type="checkbox"/> PGV/f <input type="checkbox"/> SLV <input type="checkbox"/> PGV <input type="checkbox"/> PMSLV <input type="checkbox"/> PMPGV <input type="checkbox"/> TRQ 0.0 to 30.0 %, 999 (Auto)	Y*	Y	999	
d194	Special adjustment (Torque scaling factor for high load (for driving))	<input type="checkbox"/> V/f <input type="checkbox"/> PGV/f <input type="checkbox"/> SLV <input type="checkbox"/> PGV <input type="checkbox"/> PMSLV <input type="checkbox"/> PMPGV <input type="checkbox"/> TRQ 0.0 to 30.0 %, 999 (Same value as d193)	Y*	Y	999	
d195	Special adjustment (Torque scaling factor for high load (for braking))	<input type="checkbox"/> V/f <input type="checkbox"/> PGV/f <input type="checkbox"/> SLV <input type="checkbox"/> PGV <input type="checkbox"/> PMSLV <input type="checkbox"/> PMPGV <input type="checkbox"/> TRQ 0.0 to 30.0 %, 999 (Same value as d193)	Y*	Y	999	
d196	Special adjustment (Torque scaling effective speed for high load (for driving))	<input type="checkbox"/> V/f <input type="checkbox"/> PGV/f <input type="checkbox"/> SLV <input type="checkbox"/> PGV <input type="checkbox"/> PMSLV <input type="checkbox"/> PMPGV <input type="checkbox"/> TRQ 0 to 50 times	Y	Y	4	
d197	Special adjustment (Torque scaling effective speed for high load (for braking))	<input type="checkbox"/> V/f <input type="checkbox"/> PGV/f <input type="checkbox"/> SLV <input type="checkbox"/> PGV <input type="checkbox"/> PMSLV <input type="checkbox"/> PMPGV <input type="checkbox"/> TRQ 0 to 50 times	Y	Y	4	
d198	For adjustment by manufacturer *9	0 to 65535	Y	Y	0	
d199	For adjustment by manufacturer *9	0000 to 00FF (Display in hexadecimal)	N	Y	0000	
d201	Position feed forward gain	<input type="checkbox"/> V/f <input type="checkbox"/> PGV/f <input type="checkbox"/> SLV <input type="checkbox"/> PGV <input type="checkbox"/> PMSLV <input type="checkbox"/> PMPGV <input type="checkbox"/> TRQ 0.00: Disables feed forward 0.01 to 1.50	Y*	Y	0.00	

## 5.2 Function Code Tables

Function code	Name	Control method and Data setting range	Change when running	Data copying	Factory default	Related page
d202	Position feed forward command filter	<input type="checkbox"/> V/f <input type="checkbox"/> PGV/f <input type="checkbox"/> SLV <input type="checkbox"/> PGV <input type="checkbox"/> PMSLV <input type="checkbox"/> PMPGV <input type="checkbox"/> TRQ 0.000 to 5.000 s	Y*	Y	0.500	
d203	Position regulator gain 1 (Low-speed range)	<input type="checkbox"/> V/f <input type="checkbox"/> PGV/f <input type="checkbox"/> SLV <input type="checkbox"/> PGV <input type="checkbox"/> PMSLV <input type="checkbox"/> PMPGV <input type="checkbox"/> TRQ 0.1 to 300.0	Y*	Y	1.0	
d204	Position regulator gain 2 (High-speed range)	<input type="checkbox"/> V/f <input type="checkbox"/> PGV/f <input type="checkbox"/> SLV <input type="checkbox"/> PGV <input type="checkbox"/> PMSLV <input type="checkbox"/> PMPGV <input type="checkbox"/> TRQ 0.1 to 300.0	Y*	Y	1.0	
d205	Position regulator gain switching frequency	<input type="checkbox"/> V/f <input type="checkbox"/> PGV/f <input type="checkbox"/> SLV <input type="checkbox"/> PGV <input type="checkbox"/> PMSLV <input type="checkbox"/> PMPGV <input type="checkbox"/> TRQ 0.0 to 599.0 Hz	Y	Y	0.0	
d206	Electronic gear ratio denominator	<input type="checkbox"/> V/f <input type="checkbox"/> PGV/f <input type="checkbox"/> SLV <input type="checkbox"/> PGV <input type="checkbox"/> PMSLV <input type="checkbox"/> PMPGV <input type="checkbox"/> TRQ 1 to 65535	N	Y	1	
d207	Electronic gear ratio numerator	<input type="checkbox"/> V/f <input type="checkbox"/> PGV/f <input type="checkbox"/> SLV <input type="checkbox"/> PGV <input type="checkbox"/> PMSLV <input type="checkbox"/> PMPGV <input type="checkbox"/> TRQ 1 to 65535	N	Y	1	
d208	Orientation mode selection	<input type="checkbox"/> V/f <input type="checkbox"/> PGV/f <input type="checkbox"/> SLV <input type="checkbox"/> PGV <input type="checkbox"/> PMSLV <input type="checkbox"/> PMPGV <input type="checkbox"/> TRQ 0: With shortcut (Run command direction and with reverse rotation) 1: Without shortcut (Run command direction)	N	Y	1	
d209	Homing mode selection	<input type="checkbox"/> V/f <input type="checkbox"/> PGV/f <input type="checkbox"/> SLV <input type="checkbox"/> PGV <input type="checkbox"/> PMSLV <input type="checkbox"/> PMPGV <input type="checkbox"/> TRQ 0000 to 00FF (Display in hexadecimal) Bit 0: Homing starting direction 0: Forward rotation direction 1: Reverse rotation direction Bit 1: Homing direction 0: Forward rotation direction 1: Reverse rotation direction Bit 2: Homing OT operation selection 0: Reverse rotation following OT detection 1: Stop following OT detection (homing aborted) Bit 3: Home position LS timing selection 0: ON edge detection 1: OFF edge detection Bit 7: Z-phase compensation 0: Disable 1: Enable	N	Y	0000	
d210	Homing stopper detection time	<input type="checkbox"/> V/f <input type="checkbox"/> PGV/f <input type="checkbox"/> SLV <input type="checkbox"/> PGV <input type="checkbox"/> PMSLV <input type="checkbox"/> PMPGV <input type="checkbox"/> TRQ 0.000 to 10.000 s	Y	Y	0.000	
d211	Homing reference signal	<input type="checkbox"/> V/f <input type="checkbox"/> PGV/f <input type="checkbox"/> SLV <input type="checkbox"/> PGV <input type="checkbox"/> PMSLV <input type="checkbox"/> PMPGV <input type="checkbox"/> TRQ 0: Encoder Z-phase 1: Home position LS 2: +OT 3: -OT	N	Y	1	
d212	Homing shift reference signal	<input type="checkbox"/> V/f <input type="checkbox"/> PGV/f <input type="checkbox"/> SLV <input type="checkbox"/> PGV <input type="checkbox"/> PMSLV <input type="checkbox"/> PMPGV <input type="checkbox"/> TRQ 0: Encoder Z-phase 1: Home position LS enable edge (wire to XZ for ORT) 2: +OT (enable only when performing position control) 3: -OT (enable only when performing position control) 4: Stopper (stopper contact)	N	Y	0	
d213	Homing frequency/orientation frequency	<input type="checkbox"/> V/f <input type="checkbox"/> PGV/f <input type="checkbox"/> SLV <input type="checkbox"/> PGV <input type="checkbox"/> PMSLV <input type="checkbox"/> PMPGV <input type="checkbox"/> TRQ 0.1 to 599.0 Hz	Y	Y	5.0	
d214	Homing creep frequency	<input type="checkbox"/> V/f <input type="checkbox"/> PGV/f <input type="checkbox"/> SLV <input type="checkbox"/> PGV <input type="checkbox"/> PMSLV <input type="checkbox"/> PMPGV <input type="checkbox"/> TRQ 0.1 to 599.0 Hz	Y	Y	0.5	
d215	Homing deceleration time/orientation deceleration time	<input type="checkbox"/> V/f <input type="checkbox"/> PGV/f <input type="checkbox"/> SLV <input type="checkbox"/> PGV <input type="checkbox"/> PMSLV <input type="checkbox"/> PMPGV <input type="checkbox"/> TRQ 0.00 to 6000 s	Y	Y	6.00	
d216	Positioning data teaching (Positioning data number designation)	<input type="checkbox"/> V/f <input type="checkbox"/> PGV/f <input type="checkbox"/> SLV <input type="checkbox"/> PGV <input type="checkbox"/> PMSLV <input type="checkbox"/> PMPGV <input type="checkbox"/> TRQ 0: Disable 1 to 8: Enable (writes feedback current position written to positioning data 1 to 8)	Y	Y	0	
d217	Homing shift teaching	<input type="checkbox"/> V/f <input type="checkbox"/> PGV/f <input type="checkbox"/> SLV <input type="checkbox"/> PGV <input type="checkbox"/> PMSLV <input type="checkbox"/> PMPGV <input type="checkbox"/> TRQ 0: Disable 1: Enable (Calculate the position of Z phase and machine origin at orientation from the Z phase distance and preset amount, and write to d242 and d243.)	Y	Y	0	
d218	Software OT detection position teaching (+/- designation)	<input type="checkbox"/> V/f <input type="checkbox"/> PGV/f <input type="checkbox"/> SLV <input type="checkbox"/> PGV <input type="checkbox"/> PMSLV <input type="checkbox"/> PMPGV <input type="checkbox"/> TRQ 0: Disable 1: Enable (Writes feedback current position to +OT detection position d225, d226) 2: Enable (Writes feedback current position to -OT detection position d227, d228)	Y	N	0	
d219	Pass point detection position teaching (Pass point position designation)	<input type="checkbox"/> V/f <input type="checkbox"/> PGV/f <input type="checkbox"/> SLV <input type="checkbox"/> PGV <input type="checkbox"/> PMSLV <input type="checkbox"/> PMPGV <input type="checkbox"/> TRQ 0: Disable 1: Enable (Writes feedback current position to pass point 1 d229, d230) 2: Enable (Writes feedback current position to pass point 2 d231, d232)	Y	N	0	
d220	Feedback current position memory selection	<input type="checkbox"/> V/f <input type="checkbox"/> PGV/f <input type="checkbox"/> SLV <input type="checkbox"/> PGV <input type="checkbox"/> PMSLV <input type="checkbox"/> PMPGV <input type="checkbox"/> TRQ 0: Do not memorize 1: Memorize following undervoltage	Y	Y	0	
d221	Position clear signal (P-CLR) operation selection	<input type="checkbox"/> V/f <input type="checkbox"/> PGV/f <input type="checkbox"/> SLV <input type="checkbox"/> PGV <input type="checkbox"/> PMSLV <input type="checkbox"/> PMPGV <input type="checkbox"/> TRQ	Y	Y	0	

Function code	Name	Control method and Data setting range	Change when running	Data copying	Factory default	Related page
		0: Clear at active edge (positive logic/negative logic OFF → ON) 1: Clear at level (positive logic/negative logic ON)				
d222	Software OT operation selection	<input type="checkbox"/> V/f <input type="checkbox"/> PGV/f <input type="checkbox"/> SLV <input type="checkbox"/> PGV <input type="checkbox"/> PMSLV <input type="checkbox"/> PMPGV <input type="checkbox"/> TRQ 0: Disable software OT (Endless) 1: Enable software OT (Limit target position with software OT) 2: Enable software OT (Emergency stop when software OT detected)	Y	Y	0	
d223	Deviation detection overflow value (High order)	<input type="checkbox"/> V/f <input type="checkbox"/> PGV/f <input type="checkbox"/> SLV <input type="checkbox"/> PGV <input type="checkbox"/> PMSLV <input type="checkbox"/> PMPGV <input type="checkbox"/> TRQ 0 to 9999 User value	Y	Y	0	
d224	Deviation detection overflow value (Low order)	<input type="checkbox"/> V/f <input type="checkbox"/> PGV/f <input type="checkbox"/> SLV <input type="checkbox"/> PGV <input type="checkbox"/> PMSLV <input type="checkbox"/> PMPGV <input type="checkbox"/> TRQ 0 to 9999 User value * Disable when 0 for both d223, d224	Y	Y	0	
d225	+ software OT detection position (High order)	<input type="checkbox"/> V/f <input type="checkbox"/> PGV/f <input type="checkbox"/> SLV <input type="checkbox"/> PGV <input type="checkbox"/> PMSLV <input type="checkbox"/> PMPGV <input type="checkbox"/> TRQ -9999 to 9999 User value	N	Y	9999	
d226	+ software OT detection position (Low order)	<input type="checkbox"/> V/f <input type="checkbox"/> PGV/f <input type="checkbox"/> SLV <input type="checkbox"/> PGV <input type="checkbox"/> PMSLV <input type="checkbox"/> PMPGV <input type="checkbox"/> TRQ 0 to 9999 User value	N	Y	9999	
d227	- software OT detection position (High order)	<input type="checkbox"/> V/f <input type="checkbox"/> PGV/f <input type="checkbox"/> SLV <input type="checkbox"/> PGV <input type="checkbox"/> PMSLV <input type="checkbox"/> PMPGV <input type="checkbox"/> TRQ -9999 to 9999 User value	N	Y	-9999	
d228	- software OT detection position (Low order)	<input type="checkbox"/> V/f <input type="checkbox"/> PGV/f <input type="checkbox"/> SLV <input type="checkbox"/> PGV <input type="checkbox"/> PMSLV <input type="checkbox"/> PMPGV <input type="checkbox"/> TRQ 0 to 9999 User value	N	Y	9999	
d229	Pass point detection position 1 (High order)	<input type="checkbox"/> V/f <input type="checkbox"/> PGV/f <input type="checkbox"/> SLV <input type="checkbox"/> PGV <input type="checkbox"/> PMSLV <input type="checkbox"/> PMPGV <input type="checkbox"/> TRQ -9999 to 9999 User value	Y	Y	0	
d230	Pass point detection position 1 (Low order)	<input type="checkbox"/> V/f <input type="checkbox"/> PGV/f <input type="checkbox"/> SLV <input type="checkbox"/> PGV <input type="checkbox"/> PMSLV <input type="checkbox"/> PMPGV <input type="checkbox"/> TRQ 0 to 9999 User value	Y	Y	0	
d231	Pass point detection position 2 (High order)	<input type="checkbox"/> V/f <input type="checkbox"/> PGV/f <input type="checkbox"/> SLV <input type="checkbox"/> PGV <input type="checkbox"/> PMSLV <input type="checkbox"/> PMPGV <input type="checkbox"/> TRQ -9999 to 9999 User value	Y	Y	0	
d232	Pass point detection position 2 (Low order)	<input type="checkbox"/> V/f <input type="checkbox"/> PGV/f <input type="checkbox"/> SLV <input type="checkbox"/> PGV <input type="checkbox"/> PMSLV <input type="checkbox"/> PMPGV <input type="checkbox"/> TRQ 0 to 9999 User value	Y	Y	0	
d237	Positioning data type (INC/ABS switching)	<input type="checkbox"/> V/f <input type="checkbox"/> PGV/f <input type="checkbox"/> SLV <input type="checkbox"/> PGV <input type="checkbox"/> PMSLV <input type="checkbox"/> PMPGV <input type="checkbox"/> TRQ 0: Handle positioning data as absolute position (ABS) 1: Handle positioning data as travel (INC)	Y	Y	0	
d238	Positioning data selection signal agreement timer	<input type="checkbox"/> V/f <input type="checkbox"/> PGV/f <input type="checkbox"/> SLV <input type="checkbox"/> PGV <input type="checkbox"/> PMSLV <input type="checkbox"/> PMPGV <input type="checkbox"/> TRQ 0.000 to 0.100 s	Y	Y	0.000	
d239	In-position range	<input type="checkbox"/> V/f <input type="checkbox"/> PGV/f <input type="checkbox"/> SLV <input type="checkbox"/> PGV <input type="checkbox"/> PMSLV <input type="checkbox"/> PMPGV <input type="checkbox"/> TRQ 0 to 9999 User value	Y	Y	1	
d240	Preset position (High order)	<input type="checkbox"/> V/f <input type="checkbox"/> PGV/f <input type="checkbox"/> SLV <input type="checkbox"/> PGV <input type="checkbox"/> PMSLV <input type="checkbox"/> PMPGV <input type="checkbox"/> TRQ -9999 to 9999 User value	Y	Y	0	
d241	Preset position (Low order)	<input type="checkbox"/> V/f <input type="checkbox"/> PGV/f <input type="checkbox"/> SLV <input type="checkbox"/> PGV <input type="checkbox"/> PMSLV <input type="checkbox"/> PMPGV <input type="checkbox"/> TRQ 0 to 9999 User value	Y	Y	0	
d242	Homing shift (High order)	<input type="checkbox"/> V/f <input type="checkbox"/> PGV/f <input type="checkbox"/> SLV <input type="checkbox"/> PGV <input type="checkbox"/> PMSLV <input type="checkbox"/> PMPGV <input type="checkbox"/> TRQ 0 to 9999 User value	Y	Y	0	
d243	Homing shift (Low order)	<input type="checkbox"/> V/f <input type="checkbox"/> PGV/f <input type="checkbox"/> SLV <input type="checkbox"/> PGV <input type="checkbox"/> PMSLV <input type="checkbox"/> PMPGV <input type="checkbox"/> TRQ 0 to 9999 User value	Y	Y	0	
d244	Positioning data 1 (High order)	<input type="checkbox"/> V/f <input type="checkbox"/> PGV/f <input type="checkbox"/> SLV <input type="checkbox"/> PGV <input type="checkbox"/> PMSLV <input type="checkbox"/> PMPGV <input type="checkbox"/> TRQ -9999 to 9999 User value	Y	Y	0	
d245	Positioning data 1 (Low order)	<input type="checkbox"/> V/f <input type="checkbox"/> PGV/f <input type="checkbox"/> SLV <input type="checkbox"/> PGV <input type="checkbox"/> PMSLV <input type="checkbox"/> PMPGV <input type="checkbox"/> TRQ 0 to 9999 User value	Y	Y	0	
d246	Positioning data 2 (High order)	<input type="checkbox"/> V/f <input type="checkbox"/> PGV/f <input type="checkbox"/> SLV <input type="checkbox"/> PGV <input type="checkbox"/> PMSLV <input type="checkbox"/> PMPGV <input type="checkbox"/> TRQ -9999 to 9999 User value	Y	Y	0	
d247	Positioning data 2 (Low order)	<input type="checkbox"/> V/f <input type="checkbox"/> PGV/f <input type="checkbox"/> SLV <input type="checkbox"/> PGV <input type="checkbox"/> PMSLV <input type="checkbox"/> PMPGV <input type="checkbox"/> TRQ 0 to 9999 User value	Y	Y	0	
d248	Positioning data 3 (High order)	<input type="checkbox"/> V/f <input type="checkbox"/> PGV/f <input type="checkbox"/> SLV <input type="checkbox"/> PGV <input type="checkbox"/> PMSLV <input type="checkbox"/> PMPGV <input type="checkbox"/> TRQ -9999 to 9999 User value	Y	Y	0	
d249	Positioning data 3 (Low order)	<input type="checkbox"/> V/f <input type="checkbox"/> PGV/f <input type="checkbox"/> SLV <input type="checkbox"/> PGV <input type="checkbox"/> PMSLV <input type="checkbox"/> PMPGV <input type="checkbox"/> TRQ 0 to 9999 User value	Y	Y	0	
d250	Positioning data 4 (High order)	<input type="checkbox"/> V/f <input type="checkbox"/> PGV/f <input type="checkbox"/> SLV <input type="checkbox"/> PGV <input type="checkbox"/> PMSLV <input type="checkbox"/> PMPGV <input type="checkbox"/> TRQ -9999 to 9999 User value	Y	Y	0	
d251	Positioning data 4 (Low order)	<input type="checkbox"/> V/f <input type="checkbox"/> PGV/f <input type="checkbox"/> SLV <input type="checkbox"/> PGV <input type="checkbox"/> PMSLV <input type="checkbox"/> PMPGV <input type="checkbox"/> TRQ 0 to 9999 User value	Y	Y	0	
d252	Positioning data 5 (High order)	<input type="checkbox"/> V/f <input type="checkbox"/> PGV/f <input type="checkbox"/> SLV <input type="checkbox"/> PGV <input type="checkbox"/> PMSLV <input type="checkbox"/> PMPGV <input type="checkbox"/> TRQ -9999 to 9999 User value	Y	Y	0	
d253	Positioning data 5 (Low order)	<input type="checkbox"/> V/f <input type="checkbox"/> PGV/f <input type="checkbox"/> SLV <input type="checkbox"/> PGV <input type="checkbox"/> PMSLV <input type="checkbox"/> PMPGV <input type="checkbox"/> TRQ 0 to 9999 User value	Y	Y	0	
d254	Positioning data 6 (High order)	<input type="checkbox"/> V/f <input type="checkbox"/> PGV/f <input type="checkbox"/> SLV <input type="checkbox"/> PGV <input type="checkbox"/> PMSLV <input type="checkbox"/> PMPGV <input type="checkbox"/> TRQ -9999 to 9999 User value	Y	Y	0	
d255	Positioning data 6 (Low order)	<input type="checkbox"/> V/f <input type="checkbox"/> PGV/f <input type="checkbox"/> SLV <input type="checkbox"/> PGV <input type="checkbox"/> PMSLV <input type="checkbox"/> PMPGV <input type="checkbox"/> TRQ 0 to 9999 User value	Y	Y	0	

## 5.2 Function Code Tables

Function code	Name	Control method and Data setting range	Change when running	Data copying	Factory default	Related page
d256	Positioning data 7 (High order)	<input type="checkbox"/> V/f <input type="checkbox"/> PGV/f <input type="checkbox"/> SLV <input type="checkbox"/> PGV <input type="checkbox"/> PMSLV <input type="checkbox"/> PMPGV <input type="checkbox"/> TRQ -9999 to 9999 User value	Y	Y	0	
d257	Positioning data 7 (Low order)	<input type="checkbox"/> V/f <input type="checkbox"/> PGV/f <input type="checkbox"/> SLV <input type="checkbox"/> PGV <input type="checkbox"/> PMSLV <input type="checkbox"/> PMPGV <input type="checkbox"/> TRQ 0 to 9999 User value	Y	Y	0	
d258	Positioning data 8 (High order)	<input type="checkbox"/> V/f <input type="checkbox"/> PGV/f <input type="checkbox"/> SLV <input type="checkbox"/> PGV <input type="checkbox"/> PMSLV <input type="checkbox"/> PMPGV <input type="checkbox"/> TRQ -9999 to 9999 User value	Y	Y	0	
d259	Positioning data 8 (Low order)	<input type="checkbox"/> V/f <input type="checkbox"/> PGV/f <input type="checkbox"/> SLV <input type="checkbox"/> PGV <input type="checkbox"/> PMSLV <input type="checkbox"/> PMPGV <input type="checkbox"/> TRQ 0 to 9999 User value	Y	Y	0	
d276	Positioning data (Infinite direction)	<input type="checkbox"/> V/f <input type="checkbox"/> PGV/f <input type="checkbox"/> SLV <input type="checkbox"/> PGV <input type="checkbox"/> PMSLV <input type="checkbox"/> PMPGV <input type="checkbox"/> TRQ 0: Disable 1: Forward rotation direction 2: Reverse rotation direction	Y	Y	0	
d277	Positioning data communication command selection	<input type="checkbox"/> V/f <input type="checkbox"/> PGV/f <input type="checkbox"/> SLV <input type="checkbox"/> PGV <input type="checkbox"/> PMSLV <input type="checkbox"/> PMPGV <input type="checkbox"/> TRQ 0: Disable positioning data communication command 1: Enable positioning data communication command	Y	Y	0	
d280	Forced deceleration operation selection	<input type="checkbox"/> V/f <input type="checkbox"/> PGV/f <input type="checkbox"/> SLV <input type="checkbox"/> PGV <input type="checkbox"/> PMSLV <input type="checkbox"/> PMPGV <input type="checkbox"/> TRQ 0: Servo lock after deceleration stop 1: Er6 alarm after deceleration stop	Y	Y	0	
d296	Command current position monitor (High order)	<input type="checkbox"/> V/f <input type="checkbox"/> PGV/f <input type="checkbox"/> SLV <input type="checkbox"/> PGV <input type="checkbox"/> PMSLV <input type="checkbox"/> PMPGV <input type="checkbox"/> TRQ -9999 to 9999 User value	-	N	-	
d297	Command current position monitor (Low order)	<input type="checkbox"/> V/f <input type="checkbox"/> PGV/f <input type="checkbox"/> SLV <input type="checkbox"/> PGV <input type="checkbox"/> PMSLV <input type="checkbox"/> PMPGV <input type="checkbox"/> TRQ 0 to 9999 User value	-	N	-	
d298	Feedback current position monitor (High order)	<input type="checkbox"/> V/f <input type="checkbox"/> PGV/f <input type="checkbox"/> SLV <input type="checkbox"/> PGV <input type="checkbox"/> PMSLV <input type="checkbox"/> PMPGV <input type="checkbox"/> TRQ -9999 to 9999 User value	-	N	-	
d299	Feedback current position monitor (Low order)	<input type="checkbox"/> V/f <input type="checkbox"/> PGV/f <input type="checkbox"/> SLV <input type="checkbox"/> PGV <input type="checkbox"/> PMSLV <input type="checkbox"/> PMPGV <input type="checkbox"/> TRQ 0 to 9999 User value	-	N	-	

\*9: This is a function code for adjustment by the manufacturer. Do not access these function codes.

\*11: 6.00 s for 22 kW or lower inverters, 20.00 s for 30 kW or higher inverters



■ U codes: Application Functions 3 (Customizable logic)

Function code	Name	Control method and Data setting range	Change when running	Data copying	Factory default	Related page
U00	Customizable logic (Mode selection)	<p><input type="checkbox"/>V/f <input type="checkbox"/>PGV/f <input type="checkbox"/>SLV <input type="checkbox"/>PGV <input type="checkbox"/>PMSLV <input type="checkbox"/>PM PGV <input type="checkbox"/>TRQ</p> <p>0: Disable 1: Enable (Customizable logic operation) ECL alarm occurs when the value is changed from 1 to 0 during operation.</p>	Y	Y	0	5-402
U01	Customizable logic Step 1 (Block selection)	<p><input type="checkbox"/>V/f <input type="checkbox"/>PGV/f <input type="checkbox"/>SLV <input type="checkbox"/>PGV <input type="checkbox"/>PMSLV <input type="checkbox"/>PM PGV <input type="checkbox"/>TRQ</p> <p>[Digital]</p> <p>0: No function assigned                      10 to 15: Through output + general-purpose timer (*)                      20 to 25: Logical AND + general-purpose timer (*)                      30 to 35: Logical OR + general-purpose timer (*)                      40 to 45: Logical XOR + general-purpose timer (*)                      50 to 55: Set priority flip-flop + general-purpose timer (*)                      60 to 65: Reset priority flip-flop + general-purpose timer (*)                      70, 72, 73: Rising edge detector + general-purpose timer (*)                      80, 82, 83: Falling edge detector + general-purpose timer (*)                      90, 92, 93: Rising &amp; falling edges detector + general-purpose timer (*)                      100 to 105: Hold + general-purpose timer (*)                      110: Increment counter                      120: Decrement counter                      130: Timer with reset input                      140 to 145: D flip-flop + general-purpose timer (*)                      150 to 155: T flip-flop + general-purpose timer (*)</p> <p>(*) General-purpose timer function (least significant digit 0 to 5)                      _0: No timer                      _1: On-delay timer                      _2: Off-delay timer                      _3: One-shot pulse output                      _4: Retriggerable timer                      _5: Pulse train output</p> <p>[Analog]</p> <p>2001: Adder                      2002: Subtractor                      2003: Multiplier                      2004: Divider                      2005: Limiter                      2006: Absolute value                      2007: Inverting adder                      2008: Variable limiter                      2009: Linear function                      2010: Remainder                      2051 to 2059: Comparator 1 to 9                      2071: Window comparator 1                      2072: Window comparator 2                      2101: High selector                      2102: Low selector                      2103: Average of inputs                      2151: Function code (S13 loading)                      2201: Clip and map function                      2202: Scale converter                      3001: Secondary function                      3002: Square root function</p> <p>[Digital + analog]</p> <p>4001: Hold                      4002: Inverting adder switching                      4003: Selector 1                      4004: Selector 2                      4005: LPF (Low pass filter)                      4006: Rate limiter with enable                      5000: Selector 3                      5100: Selector 4                      6001: Reading function code                      6002: Writing function code                      6003: Temporary change of function code                      6004: Function code link                      6011: Bit extraction (S code)                      6012: Bit extraction (M code)                      6013: Bit extraction (W code)                      6014: Bit extraction (X code)                      6015: Bit extraction (Z code)                      6101: PID dancer output gain frequency</p>	N	Y	0	

5.2 Function Code Tables

Function code	Name	Control method and Data setting range	Change when running	Data copying	Factory default	Related page
U02	Customizable logic Step 1 (Input 1)	[V/f] [PGV/F] [SLV] [PGV] [PMSLV] [PMPGV] [TRQ]		Y	100	
U03	(input 2)	<p>Some signals are invalid depending on the control method. Refer to E20 and E61 for details.</p> <p>[Digital]</p> <p>0 (1000): Inverter running</p> <p>1 (1001): Frequency (speed) arrival "FAR"</p> <p>2 (1002): Frequency (speed) detected "FDT"</p> <p>3 (1003): Under voltage detected (inverter stopped) "LU"</p> <p>4 (1004): Detected torque polarity "B/D"</p> <p>5 (1005): Inverter output limiting "IOL"</p> <p>6 (1006): Auto-restarting after momentary power failure "IPF"</p> <p>7 (1007): Motor overload early warning "OL"</p> <p>8 (1008): Keypad operation "KP"</p> <p>10 (1010): Inverter ready to run "RDY"</p> <p>11 (1011): Commercial/inverter power supply switching "SW88"</p> <p>12 (1012): Commercial/inverter power supply switching "SW52-2"</p> <p>13 (1013): Commercial/inverter power supply switching "SW52-1"</p> <p>15 (1015): Switch MC on the input power lines "AX"</p> <p>16 (1016): Pattern operation stage transition "TU"</p> <p>17 (1017): Pattern operation cycle completed "TO"</p> <p>18 (1018): Pattern operation stage 1 "STG1"</p> <p>19 (1019): Pattern operation stage 2 "STG2"</p> <p>20 (1020): Pattern operation stage 4 "STG4"</p> <p>21 (1021): Frequency (speed) arrival 2 "FAR2"</p> <p>22 (1022): Inverter output limiting with delay "IOL2"</p> <p>25 (1025): Cooling fan in operation "FAN"</p> <p>26 (1026): Auto-resetting "TRY"</p> <p>28 (1028): Heat sink overheat early warning "OH"</p> <p>29 (1029): Master-follower operation complete "SY"</p> <p>30 (1030): Lifetime alarm "LIFE"</p> <p>31 (1031): Frequency (speed) detected 2 "FDT2"</p> <p>33 (1033): Reference loss detected "REF OFF"</p> <p>35 (1035): Inverter outputting "RUN 2"</p> <p>36 (1036): Overload prevention controlling "OLP"</p> <p>37 (1037): Current detected "ID"</p> <p>38 (1038): Current detected 2 "ID2"</p> <p>39 (1039): Current detected 3 "ID3"</p> <p>41 (1041): Low current detected "IDL"</p> <p>42 (1042): PID alarm "PID-ALM"</p> <p>43 (1043): Under PID control "PID-CTL"</p> <p>44 (1044): Under sleep mode of PID control "PID-STP"</p> <p>45 (1045): Low torque detected "U-TL"</p> <p>46 (1046): Torque detected 1 "TD1"</p> <p>47 (1047): Torque detected 2 "TD2"</p> <p>48 (1048): Motor 1 selected "SWM1"</p> <p>49 (1049): Motor 2 selected "SWM2"</p> <p>50 (1050): Motor 3 selected "SWM3"</p> <p>51 (1051): Motor 4 selected "SWM4"</p> <p>52 (1052): Forward rotation "FRUN"</p> <p>53 (1053): Reverse rotation "RRUN"</p> <p>54 (1054): Under remote mode "RMT"</p> <p>56 (1056): Motor overheat detected by thermistor "THM"</p> <p>57 (1057): Mechanical brake control "BRKS"</p> <p>58 (1058): Frequency (speed) detected 3 "FDT3"</p> <p>59 (1059): Terminal [C1] wire break detection "C1OFF"</p> <p>70 (1070): Speed valid "DNZS"</p> <p>71 (1071): Speed agreement "DSAG"</p> <p>72 (1072): Frequency (speed) arrival 3 "FAR3"</p> <p>76 (1076): Speed mismatch error detected "PG-ERR"</p> <p>77 (1077): Low DC link bus voltage detection "U-EDC"</p> <p>79 (1079): During decelerating at momentary power failure "IPF2"</p> <p>82 (1082): Positioning complete "PSET"</p> <p>84 (1084): Maintenance timer counted up "MNT"</p> <p>87 (1087): Frequency arrival and detected "FARFDT"</p> <p>89 (1089): Magnetic pole position detection complete signal "PTD"</p> <p>90 (1090): Alarm content 1 "AL1"</p> <p>91 (1091): Alarm content 2 "AL2"</p> <p>92 (1092): Alarm content 4 "AL4"</p> <p>93 (1093): Alarm content 8 "AL8"</p> <p>95 (1095): Forced operation "FMRUN"</p> <p>98 (1098): Light alarm "L-ALM"</p> <p>99 (1099): Alarm output "ALM"</p> <p>100 : No assignment "NONE"</p> <p>101 (1101): EN circuit failure detected "DECf"</p> <p>102 (1102): EN terminal input OFF "ENOFF"</p> <p>105 (1105): Braking transistor broken "DBAL"</p> <p>125 (1125): Watt-hour pulse output "POUT"</p> <p>131 (1131): Speed limiting "S-LIM"</p> <p>132 to 1132: Torque limit level "T-LIM"</p> <p>133 (1133): Low current detection "IDL2"</p> <p>135 (1135): Dancer upper limit position warning signal "D-UPFL"</p> <p>136 (1136): Dancer lower limit position warning signal "D-DNFL"</p> <p>137 (1137): Dancer position limit warning signal "D-FL"</p> <p>151 (1151): Overtravel detection "OT-OUT"</p> <p>152 (1152): Forced stop detection "STOP-OUT"</p> <p>153 (1153): Pass point detection 1 "PPAS1"</p> <p>154 (1154): Pass point detection 2 "PPAS2"</p> <p>158 (1158): Overload detection "LLIM"</p> <p>159 (1159): Performing light load automatic double speed operation "LAC"</p> <p>251 (1251): M/Shift key ON/OFF status "MTGL"</p> <p>2001 to 2260 (3001 to 3260): Customizable logic step output 1 to 260 SO01" to "SO260"</p>				

Function code	Name	Control method and Data setting range	Change when running	Data copying	Factory default	Related page	
		4001(5001): Terminal [X1] input 4002(5002): Terminal [X2] input 4003(5003): Terminal [X3] input 4004(5004): Terminal [X4] input 4005(5005): Terminal [X5] input 4006(5006): Terminal [X6] input 4007(5007): Terminal [X7] input 4008(5008): Terminal [X8] input 4009(5009): Terminal [X9] input 4010(5010): Terminal [FWD] input 4011(5011): Terminal [REV] input 4021(5021): Terminal [I1] input 4022(5022): Terminal [I2] input 4023(5023): Terminal [I3] input 4024(5024): Terminal [I4] input 4025(5025): Terminal [I5] input 4026(5026): Terminal [I6] input 4027(5027): Terminal [I7] input 4028(5028): Terminal [I8] input 4029(5029): Terminal [I9] input 4030(5030): Terminal [I10] input 4031(5031): Terminal [I11] input 4032(5032): Terminal [I12] input 4033(5033): Terminal [I13] input 4034(5034): Terminal [I14] input 4035(5035): Terminal [I15] input 4036(5036): Terminal [I16] input 4041(5041): Terminal [CLI1] input 4042(5042): Terminal [CLI2] input 4043(5043): Terminal [CLI3] input 4044(5044): Terminal [CLI4] input 4045(5045): Terminal [CLI5] input 4046(5046): Terminal [CLI6] input 4047(5047): Terminal [CLI7] input 4048(5048): Terminal [CLI8] input 4049(5049): Terminal [CLI9] input 4081(5081): Key RUN/FWD input 4082(5082): Key REV input 4083(5083): Key STOP input 4084(5084): Key UP input 4085(5085): Key DOWN input 4088(5088): Key M/SHIFT input 4091(5091): Key RESET input 4101(5101): Terminal [X1] input (terminal block only) 4102(5102): Terminal [X2] input (terminal block only) 4103(5103): Terminal [X3] input (terminal block only) 4104(5104): Terminal [X4] input (terminal block only) 4105(5105): Terminal [X5] input (terminal block only) 4106(5106): Terminal [X6] input (terminal block only) 4107(5107): Terminal [X7] input (terminal block only) 4108(5108): Terminal [X8] input (terminal block only) 4109(5109): Terminal [X9] input (terminal block only) 4110(5110): Terminal [FWD] input (terminal block only) 4111(5111): Terminal [REV] input (terminal block only) 6000 (7000): Final run command RUN 6001 (7001): Final run command FWD 6002 (7002): Final run command REV 6003 (7003): Accelerating 6004 (7004): Decelerating 6005 (7005): Under anti-regenerative control 6006 (7006): Within dancer reference position 6007 (7007): With/without alarm factor 6100: TRUE (1) fixed input 6101: FALSE (0) fixed input * Inside the ( ) is the negative logic signal. (OFF at short-circuit).  [Analog] 8000: Output frequency 1 (before slip compensation) 8001: Output frequency 2 (after slip compensation) 8002: Output current 8003: Output voltage when alarm occurred 8004: Output torque 8005: Load factor 8006: Power consumption 8007: PID feedback value 8008: Actual speed/estimated speed 8009: DC link bus voltage 8013: Motor output 8015: PID command (SV) 8016: PID output (MV) 8017: Master-follower angle deviation 8018: Inverter cooling fin temperature 8021: PG feedback value 8022: Torque current command 8023: PID deviation 8024: Line speed command 8025: Winding diameter calculation value 8026: Setting frequency (before acceleration/deceleration calculation) 9001: Analog terminal [I2] input signal 9002: Analog terminal [C1] input signal 9003: Analog terminal [V2] input signal 9004: Analog terminal [32] input signal	"X1" "X2" "X3" "X4" "X5" "X6" "X7" "X8" "X9" "FWD" "REV" "I1" "I2" "I3" "I4" "I5" "I6" "I7" "I8" "I9" "I10" "I11" "I12" "I13" "I14" "I15" "I16" "CLI1" "CLI2" "CLI3" "CLI4" "CLI5" "CLI6" "CLI7" "CLI8" "CLI9" "KP-RUN/KP-FWD" "KP-REV" "KP-STOP" "KP-UP" "KP-DOWN" "KP-M/SHIFT" "KP-RESET" "X1-TERM" "X2-TERM" "X3-TERM" "X4-TERM" "X5-TERM" "X6-TERM" "X7-TERM" "X8-TERM" "X9-TERM" "FWD-TERM" "REV-TERM" "FL_RUN" "FL_FWD" "FL_REV" "DACC" "DDEC" "REGA" "DR_REF" "ALM_ACT" "TRUE" "TRUE"				

## 5.2 Function Code Tables

Function code	Name	Control method and Data setting range	Change when running	Data copying	Factory default	Related page
		9005: Analog terminal [C2] input signal 9006: Reserved 9007: Reserved 9008: Analog terminal [C1] input signal (V3 function) 9010: UP/DOWN value	"C2"   "V3" "UP/DOWN"			
U04	(Function 1)	<input type="checkbox"/> V/F <input type="checkbox"/> PGV/F <input type="checkbox"/> SLV <input type="checkbox"/> PGV <input type="checkbox"/> PMSLV <input type="checkbox"/> PMPGV <input type="checkbox"/> TRQ	N	Y	0.00	
U05	(Function 2)	-9990 to 0.00 to 9990.0	N	Y	0.00	

Customizable logic Step 1 to 14 function code is assigned as follows: Setting value is the same as U01 to U05.

Logic function block	Step 1	Step 2	Step 3	Step 4	Step 5	Step 6	Step 7	Step 8	Step 9	Step 10	
	Input 1	U01	U06	U11	U16	U21	U26	U31	U36	U41	U46
	Input 2	U02	U07	U12	U17	U22	U27	U32	U37	U42	U47
	Function 1	U03	U08	U13	U18	U23	U28	U33	U38	U43	U48
	Function 2	U04	U09	U14	U19	U24	U29	U34	U39	U44	U49
	U05	U10	U15	U20	U25	U30	U35	U40	U45	U50	
Logic function block	Step 11	Step 12	Step 13	Step 14							
	Input 1	U51	U56	U61	U66						
	Input 2	U52	U57	U62	U67						
	Function 1	U53	U58	U63	U68						
	Function 2	U54	U59	U64	U69						
	U55	U60	U65	U70							

Function code	Name	Control method and Data setting range	Change when running	Data copying	Factory default	Related page
U71	Customizable logic (Output selection) Output signal 1	<input type="checkbox"/> $\sqrt{f}$ <input type="checkbox"/> PGV/f <input type="checkbox"/> SLV <input type="checkbox"/> PGV <input type="checkbox"/> PMSLV <input type="checkbox"/> PMPGV <input type="checkbox"/> TRQ 0: Invalid 1 to 260: Output of Step 1 to 260 "S001" to "S0260"	N	Y	0	5-402
U72	Output signal 2					
U73	Output signal 3					
U74	Output signal 4					
U75	Output signal 5					
U76	Output signal 6					
U77	Output signal 7					
U78	Output signal 8					
U79	Output signal 9					
U80	Output signal 10					
U81	Customizable logic (Function selection) Output signal 1	<input type="checkbox"/> $\sqrt{f}$ <input type="checkbox"/> PGV/f <input type="checkbox"/> SLV <input type="checkbox"/> PGV <input type="checkbox"/> PMSLV <input type="checkbox"/> PMPGV <input type="checkbox"/> TRQ 0 to 172 (1000 to 1172): same as E98, but 19 and 80 cannot be selected. 241 to 245 (1241 to 1245): User-defined alarm 1 to 5 "CA1" to "CA5" 8001 to 8020: The value with 8000 added to E61	N	Y	100	
U82	Output signal 2					
U83	Output signal 3					
U84	Output signal 4					
U85	Output signal 5					
U86	Output signal 6					
U87	Output signal 7					
U88	Output signal 8					
U89	Output signal 9					
U90	Output signal 10					
U91	Customizable logic: Timer monitor (Step selection)	<input type="checkbox"/> $\sqrt{f}$ <input type="checkbox"/> PGV/f <input type="checkbox"/> SLV <input type="checkbox"/> PGV <input type="checkbox"/> PMSLV <input type="checkbox"/> PMPGV <input type="checkbox"/> TRQ 0: Monitor disable 1 to 260: Step 1 to 260	Y	N	0	
U92	Customizable logic (The coefficients of the approximate formula) (Mantissa of KA1)	<input type="checkbox"/> $\sqrt{f}$ <input type="checkbox"/> PGV/f <input type="checkbox"/> SLV <input type="checkbox"/> PGV <input type="checkbox"/> PMSLV <input type="checkbox"/> PMPGV <input type="checkbox"/> TRQ -9.999 to 9.999	N	Y	0.000	
U93	(Exponent part of KA1)	<input type="checkbox"/> $\sqrt{f}$ <input type="checkbox"/> PGV/f <input type="checkbox"/> SLV <input type="checkbox"/> PGV <input type="checkbox"/> PMSLV <input type="checkbox"/> PMPGV <input type="checkbox"/> TRQ -5 to 5	N	Y	0	
U94	(Mantissa of KB1)	<input type="checkbox"/> $\sqrt{f}$ <input type="checkbox"/> PGV/f <input type="checkbox"/> SLV <input type="checkbox"/> PGV <input type="checkbox"/> PMSLV <input type="checkbox"/> PMPGV <input type="checkbox"/> TRQ -9.999 to 9.999	N	Y	0.000	
U95	(Exponent part of KB1)	<input type="checkbox"/> $\sqrt{f}$ <input type="checkbox"/> PGV/f <input type="checkbox"/> SLV <input type="checkbox"/> PGV <input type="checkbox"/> PMSLV <input type="checkbox"/> PMPGV <input type="checkbox"/> TRQ -5 to 5	N	Y	0	
U96	(Mantissa of KC1)	<input type="checkbox"/> $\sqrt{f}$ <input type="checkbox"/> PGV/f <input type="checkbox"/> SLV <input type="checkbox"/> PGV <input type="checkbox"/> PMSLV <input type="checkbox"/> PMPGV <input type="checkbox"/> TRQ -9.999 to 9.999	N	Y	0.000	
U97	(Exponent part of KC1)	<input type="checkbox"/> $\sqrt{f}$ <input type="checkbox"/> PGV/f <input type="checkbox"/> SLV <input type="checkbox"/> PGV <input type="checkbox"/> PMSLV <input type="checkbox"/> PMPGV <input type="checkbox"/> TRQ -5 to 5	N	Y	0	
U98	Customizable logic Output monitor (Step selection)	<input type="checkbox"/> $\sqrt{f}$ <input type="checkbox"/> PGV/f <input type="checkbox"/> SLV <input type="checkbox"/> PGV <input type="checkbox"/> PMSLV <input type="checkbox"/> PMPGV <input type="checkbox"/> TRQ 0: Monitor disable 1 to 260 : Step 1 to 260			0	
U99	Customizable logic Output monitor (Display unit selection)	<input type="checkbox"/> $\sqrt{f}$ <input type="checkbox"/> PGV/f <input type="checkbox"/> SLV <input type="checkbox"/> PGV <input type="checkbox"/> PMSLV <input type="checkbox"/> PMPGV <input type="checkbox"/> TRQ * Same as J105			1	
U100	Task process cycle setting	<input type="checkbox"/> $\sqrt{f}$ <input type="checkbox"/> PGV/f <input type="checkbox"/> SLV <input type="checkbox"/> PGV <input type="checkbox"/> PMSLV <input type="checkbox"/> PMPGV <input type="checkbox"/> TRQ 0: Auto (Automatic selection from 1, 2, 5, 10, or 20 ms based on number of steps) 1: 1 ms (Up to 10 steps) 2: 2 ms (Up to 20 steps) 5: 5 ms (Up to 50 steps) 10: 10 ms (Up to 100 steps) 20: 20 ms (Up to 260 steps) 127: Multi-task (Multiple cycles can be set up to 20 steps)	N	Y	0	5-402
U101	Customizable logic Operating point 1 (X1)	<input type="checkbox"/> $\sqrt{f}$ <input type="checkbox"/> PGV/f <input type="checkbox"/> SLV <input type="checkbox"/> PGV <input type="checkbox"/> PMSLV <input type="checkbox"/> PMPGV <input type="checkbox"/> TRQ -999.0 to 0.00 to 9990.0	Y	N	0.00	5-402 5-431
U102	Operating point 1 (Y1)					
U103	Operating point 2 (X2)					
U104	Operating point 2 (Y2)					
U105	Operating point 3 (X3)					
U106	Operating point 3 (Y3)					
U107	Customizable logic (Auto calculation of the coefficients of the approximate formula)	<input type="checkbox"/> $\sqrt{f}$ <input type="checkbox"/> PGV/f <input type="checkbox"/> SLV <input type="checkbox"/> PGV <input type="checkbox"/> PMSLV <input type="checkbox"/> PMPGV <input type="checkbox"/> TRQ 0: Invalid 1: Calculation execution (Calculation 1)	N	N	0	

5.2 Function Code Tables

Function code	Name	Control method and Data setting range	Change when running	Data copying	Factory default	Related page
U121	Customizable logic (User parameter 1)	<input type="checkbox"/> V/F <input type="checkbox"/> PGV/f <input type="checkbox"/> SLV <input type="checkbox"/> PGV <input type="checkbox"/> PMSLV <input type="checkbox"/> PMPGV <input type="checkbox"/> TRQ -9990 to 0.00 to 9990.0	Y	Y	0.00	5-402
U122	(User parameter 2)					
U123	(User parameter 3)					
U124	(User parameter 4)					
U125	(User parameter 5)					
U126	(User parameter 6)					
U127	(User parameter 7)					
U128	(User parameter 8)					
U129	(User parameter 9)					
U130	(User parameter 10)					
U131	(User parameter 11)					
U132	(User parameter 12)					
U133	(User parameter 13)					
U134	(User parameter 14)					
U135	(User parameter 15)					
U136	(User parameter 16)					
U137	(User parameter 17)					
U138	(User parameter 18)					
U139	(User parameter 19)					
U140	(User parameter 20)					
U141	(User parameter 21)					
U142	(User parameter 22)					
U143	(User parameter 23)					
U144	(User parameter 24)					
U145	(User parameter 25)					
U146	(User parameter 26)					
U147	(User parameter 27)					
U148	(User parameter 28)					
U149	(User parameter 29)					
U150	(User parameter 30)					
U151	(User parameter 31)					
U152	(User parameter 32)					
U153	(User parameter 33)					
U154	(User parameter 34)					
U155	(User parameter 35)					
U156	(User parameter 36)					
U157	(User parameter 37)					
U158	(User parameter 38)					
U159	(User parameter 39)					
U160	(User parameter 40)					
U161	(User parameter 41)					
U162	(User parameter 42)					
U163	(User parameter 43)					
U164	(User parameter 44)					
U165	(User parameter 45)					
U166	(User parameter 46)					
U167	(User parameter 47)					
U168	(User parameter 48)					
U169	(User parameter 49)					
U170	(User parameter 50)					
U171	Customizable logic (Storage area 1)	<input type="checkbox"/> V/F <input type="checkbox"/> PGV/f <input type="checkbox"/> SLV <input type="checkbox"/> PGV <input type="checkbox"/> PMSLV <input type="checkbox"/> PMPGV <input type="checkbox"/> TRQ -9990 to 0.00 to 9990.0	Y	Y	0.00	5-402
U172	(Storage area 2)					
U173	(Storage area 3)					
U174	(Storage area 4)					
U175	(Storage area 5)					
U176	(Storage area 6)					
U177	(Storage area 7)					
U178	(Storage area 8)					
U179	(Storage area 9)					
U180	(Storage area 10)					

Function code	Name	Control method and Data setting range	Change when running	Data copying	Factory default	Related page
U181	Customizable logic Output signal 11 (Output selection)	<input type="checkbox"/> V/f <input type="checkbox"/> PGV/f <input type="checkbox"/> SLV <input type="checkbox"/> PGV <input type="checkbox"/> PMSLV <input type="checkbox"/> PMPGV <input type="checkbox"/> TRQ 0 (Disable): 1 to 260: Output of Step 1 to 260 "S001" to "S0260"	N	Y	0	
U182	Output signal 12 (Output selection)					
U183	Output signal 13 (Output selection)					
U184	Output signal 14 (Output selection)					
U185	Customizable logic Output signal 11 (Function selection)	<input type="checkbox"/> V/f <input type="checkbox"/> PGV/f <input type="checkbox"/> SLV <input type="checkbox"/> PGV <input type="checkbox"/> PMSLV <input type="checkbox"/> PMPGV <input type="checkbox"/> TRQ 0 to 172 (1000 to 1172): same as E98, but 19 and 80 cannot be selected. 241 to 245 (1241 to 1245): User-defined alarm 1 to 5 "CA1" to "CA5" 8001 to 8020: The value with 8000 added to E61	N	Y	100	
U186	Output signal 12 (Function selection)					
U187	Output signal 13 (Function selection)					
U188	Output signal 14 (Function selection)					
U190	Customizable logic Step setting (Step number)	<input type="checkbox"/> V/f <input type="checkbox"/> PGV/f <input type="checkbox"/> SLV <input type="checkbox"/> PGV <input type="checkbox"/> PMSLV <input type="checkbox"/> PMPGV <input type="checkbox"/> TRQ 1 to 260	Y	N	15	
U191	(Block selection)	Same as U01	N	N	0	
U192	(input 1)	Same as U02	N	N	100	
U193	(input 2)	Same as U03	N	N	100	
U194	(Function 1)	Same as U04	N	N	0.00	
U195	(Function 2)	Same as U05	N	N	0.00	
U196	Customizable logic ROM version 4 higher order digits (for manufacturer)	<input type="checkbox"/> V/f <input type="checkbox"/> PGV/f <input type="checkbox"/> SLV <input type="checkbox"/> PGV <input type="checkbox"/> PMSLV <input type="checkbox"/> PMPGV <input type="checkbox"/> TRQ 0 to 9999	N	N	0	-
U197	(for user)	<input type="checkbox"/> V/f <input type="checkbox"/> PGV/f <input type="checkbox"/> SLV <input type="checkbox"/> PGV <input type="checkbox"/> PMSLV <input type="checkbox"/> PMPGV <input type="checkbox"/> TRQ 0 to 9999	N	Y	0	-
U198	Customizable logic ROM version 4 lower order digits (for manufacturer)	<input type="checkbox"/> V/f <input type="checkbox"/> PGV/f <input type="checkbox"/> SLV <input type="checkbox"/> PGV <input type="checkbox"/> PMSLV <input type="checkbox"/> PMPGV <input type="checkbox"/> TRQ 0 to 9999	N	N	0	-
U199	(for user)	<input type="checkbox"/> V/f <input type="checkbox"/> PGV/f <input type="checkbox"/> SLV <input type="checkbox"/> PGV <input type="checkbox"/> PMSLV <input type="checkbox"/> PMPGV <input type="checkbox"/> TRQ 0 to 9999	N	Y	0	-

■ o codes: Option Functions (Option functions)

Function code	Name	Control method and Data setting range	Change when running		Factory default	Related page
				Data copying		
o01 to o17	Reserved	Please do not set.	-	-	-	
o19	DI option (DI polarity selection)	<p><input type="checkbox"/>V/f <input type="checkbox"/>PGV/f <input type="checkbox"/>SLV <input type="checkbox"/>PGV <input type="checkbox"/>PMSLV <input type="checkbox"/>PMPGV <input type="checkbox"/>TRQ</p> <p>0: Frequency setting (without polarity) 1: Frequency setting (with polarity)</p> <p>* This is valid only when o20 = 0, 1.</p>	N	Y	0	
o20	DI option (DI mode selection)	<p><input type="checkbox"/>V/f <input type="checkbox"/>PGV/f <input type="checkbox"/>SLV <input type="checkbox"/>PGV <input type="checkbox"/>PMSLV <input type="checkbox"/>PMPGV <input type="checkbox"/>TRQ</p> <p>0: 8-bit binary frequency setting 1: 12-bit binary frequency setting 2: 15-bit binary frequency setting 3: 16-bit binary frequency setting 4: BCD 4-digit frequency setting 0.00 to 99.99 Hz 5: BCD 4-digit frequency setting 0.0 to 599.9 Hz 99: General-purpose DI function (I1 to I16)</p>	N	Y	0	
o21	DO option (DO mode selection)	<p><input type="checkbox"/>V/f <input type="checkbox"/>PGV/f <input type="checkbox"/>SLV <input type="checkbox"/>PGV <input type="checkbox"/>PMSLV <input type="checkbox"/>PMPGV <input type="checkbox"/>TRQ</p> <p>0: Output frequency 1 (before slip compensation) 1: Output frequency 2 (after slip compensation) 2: Output current 3: Output voltage 4: Output torque 5: Load factor 6: Power consumption 7: PID feedback value 8: Actual speed/estimated speed value 9: DC intermediate circuit voltage 13: Motor output 15: PID command (SV) 16: PID output (MV) 17: Master-follower angle deviation 18: Inverter cooling fin temperature 21: PG feedback value 22: Torque current command value 23: PID deviation 24: Line speed command 25: Winding diameter calculation value 26: Set frequency (before acceleration/deceleration calculation) 99: Individual signal output</p>	Y	Y	0	
o22	RY option (Mode selection)	<p><input type="checkbox"/>V/f <input type="checkbox"/>PGV/f <input type="checkbox"/>SLV <input type="checkbox"/>PGV <input type="checkbox"/>PMSLV <input type="checkbox"/>PMPGV <input type="checkbox"/>TRQ</p> <p>0: Output linked to terminal [Y1] to [Y4] functions (G1 compatible) 1: Individual signal output (set with o23 to o26)</p>	N	Y	0	
o23	Terminal [Y1A/B/C] (Ry output)	<p><input type="checkbox"/>V/f <input type="checkbox"/>PGV/f <input type="checkbox"/>SLV <input type="checkbox"/>PGV <input type="checkbox"/>PMSLV <input type="checkbox"/>PMPGV <input type="checkbox"/>TRQ</p> <p>Same as E20</p>	N	Y	0	
o24	Terminal [Y2A/B/C] (Ry output)		N	Y	1	
o25	Terminal [Y3A/B/C] (Ry output)		N	Y	2	
o26	Terminal [Y4A/B/C] (Ry output)		N	Y	7	
o27	Transmission error(Operation selection)	<p><input type="checkbox"/>V/f <input type="checkbox"/>PGV/f <input type="checkbox"/>SLV <input type="checkbox"/>PGV <input type="checkbox"/>PMSLV <input type="checkbox"/>PMPGV <input type="checkbox"/>TRQ</p> <p>0: Immediate Er5 trip when communication error occurs. 1: Immediate Er5 trip after running for time specified with timer after communication error occurs. 2: Immediate Er5 trip if communication error occurs, and communication does not recover after retry while running for time specified with timer 3: Motor continues to run without Er5 trip even if communication error occurs. Motor runs in accordance with communication command after communication recovers. 4 to 9: Same as o27 = 0 10: Er5 trip following deceleration stop due to communication error. 11: Er5 trip following deceleration stop after running for time specified with timer after communication error occurs 12: Deceleration stop if communication error occurs, and communication does not recover after retry while running for time specified with timer. Motor continues to run in accordance with communication command if communication recovers. [When combined with DeviceNet option] 13: Run command immediately turned OFF when communication error occurs. (Er5 does not occur.) 14: Forced forward rotation operation when communication error occurs. (Er5 does not occur.) 15: Forced reverse rotation operation when communication error occurs. (Er5 does not occur.) [When combined with other options] 13 to 15: Same as o27 = 3</p>	Y	Y	0	
o28	Transmission error (Timer time)	<p><input type="checkbox"/>V/f <input type="checkbox"/>PGV/f <input type="checkbox"/>SLV <input type="checkbox"/>PGV <input type="checkbox"/>PMSLV <input type="checkbox"/>PMPGV <input type="checkbox"/>TRQ</p> <p>0.0 to 60.0</p>	Y	Y	0.0	
o30	Bus setting parameter 01	<p><input type="checkbox"/>V/f <input type="checkbox"/>PGV/f <input type="checkbox"/>SLV <input type="checkbox"/>PGV <input type="checkbox"/>PMSLV <input type="checkbox"/>PMPGV <input type="checkbox"/>TRQ</p> <p>0 to 255</p> <p>The function for each function code differs based on the bus option type.</p>	N	Y	0	
o31	Bus setting parameter 02		N	Y	0	
o32	Bus setting parameter 03		N	Y	0	
o33	Bus setting parameter 04		N	Y	0	



Function code	Name	Control method and Data setting range	Change when running	Data copying	Factory default	Related page
o34	Bus setting parameter 05	Refer to the respective bus option instruction manuals for details.	N	Y	0	
o35	Bus setting parameter 06		N	Y	0	
o36	Bus setting parameter 07		N	Y	0	
o37	Bus setting parameter 08		N	Y	0	
o38	Bus setting parameter 09		N	Y	0	
o39	Bus setting parameter 10		N	Y	0	
o40	Write function code assignment 1	<input type="checkbox"/> V/F <input type="checkbox"/> PGV/F <input type="checkbox"/> SLV <input type="checkbox"/> PGV <input type="checkbox"/> PMSLV <input type="checkbox"/> PMPGV <input type="checkbox"/> TRQ 0000 to FFFF (in hexadecimal)	N	Y	0000	
o41	Write function code assignment 2	Data mapped I/O (Write) The existence of support, and the number items supported differs depending on the bus option type. Refer to the respective bus option instruction manuals for details on the data setting method.	N	Y	0000	
o42	Write function code assignment 3		N	Y	0000	
o43	Write function code assignment 4		N	Y	0000	
o44	Write function code assignment 5		N	Y	0000	
o45	Write function code assignment 6		N	Y	0000	
o46	Write function code assignment 7		N	Y	0000	
o47	Write function code assignment 8		N	Y	0000	
o48	Read function code assignment 1		<input type="checkbox"/> V/F <input type="checkbox"/> PGV/F <input type="checkbox"/> SLV <input type="checkbox"/> PGV <input type="checkbox"/> PMSLV <input type="checkbox"/> PMPGV <input type="checkbox"/> TRQ 0000 to FFFF (in hexadecimal)	N	Y	0000
o49	Read function code assignment 2	Data mapped I/O (Read) The existence of support, and the number items supported differs depending on the bus option type. Refer to the respective bus option instruction manuals for details on the data setting method.	N	Y	0000	
o50	Read function code assignment 3		N	Y	0000	
o51	Read function code assignment 4		N	Y	0000	
o52	Read function code assignment 5		N	Y	0000	
o53	Read function code assignment 6		N	Y	0000	
o54	Read function code assignment 7		N	Y	0000	
o55	Read function code assignment 8		N	Y	0000	
o56	Read function code assignment 9		N	Y	0000	
o57	Read function code assignment 10		N	Y	0000	
o58	Read function code assignment 11		N	Y	0000	
o59	Read function code assignment 12		N	Y	0000	
o60	Terminal [32] (Function selection)		<input type="checkbox"/> V/F <input type="checkbox"/> PGV/F <input type="checkbox"/> SLV <input type="checkbox"/> PGV <input type="checkbox"/> PMSLV <input type="checkbox"/> PMPGV <input type="checkbox"/> TRQ Same as E61	N	Y	0
o61	Terminal [32] (Offset adjustment)	<input type="checkbox"/> V/F <input type="checkbox"/> PGV/F <input type="checkbox"/> SLV <input type="checkbox"/> PGV <input type="checkbox"/> PMSLV <input type="checkbox"/> PMPGV <input type="checkbox"/> TRQ -5.0 to 5.0 %	Y*	Y	0.0	
o62	Terminal [32] (Gain adjustment)	<input type="checkbox"/> V/F <input type="checkbox"/> PGV/F <input type="checkbox"/> SLV <input type="checkbox"/> PGV <input type="checkbox"/> PMSLV <input type="checkbox"/> PMPGV <input type="checkbox"/> TRQ 0.00 to 400.00 %	Y*	Y	100.00	
o63	Terminal [32] (Filter setting)	<input type="checkbox"/> V/F <input type="checkbox"/> PGV/F <input type="checkbox"/> SLV <input type="checkbox"/> PGV <input type="checkbox"/> PMSLV <input type="checkbox"/> PMPGV <input type="checkbox"/> TRQ 0.00 to 5.00 s	Y	Y	0.05	
o64	Terminal [32] (Gain reference point)	<input type="checkbox"/> V/F <input type="checkbox"/> PGV/F <input type="checkbox"/> SLV <input type="checkbox"/> PGV <input type="checkbox"/> PMSLV <input type="checkbox"/> PMPGV <input type="checkbox"/> TRQ 0.00 to 100.00 %	Y*	Y	100.00	
o65	Terminal [32] (Polarity selection)	<input type="checkbox"/> V/F <input type="checkbox"/> PGV/F <input type="checkbox"/> SLV <input type="checkbox"/> PGV <input type="checkbox"/> PMSLV <input type="checkbox"/> PMPGV <input type="checkbox"/> TRQ 0: Bipolar 1: Unipolar	N	Y	1	
o66	Terminal [32] (Bias)	<input type="checkbox"/> V/F <input type="checkbox"/> PGV/F <input type="checkbox"/> SLV <input type="checkbox"/> PGV <input type="checkbox"/> PMSLV <input type="checkbox"/> PMPGV <input type="checkbox"/> TRQ -200.0 to 200.00 %	Y*	Y	0.00	
o67	Terminal [32] (Bias reference point)	<input type="checkbox"/> V/F <input type="checkbox"/> PGV/F <input type="checkbox"/> SLV <input type="checkbox"/> PGV <input type="checkbox"/> PMSLV <input type="checkbox"/> PMPGV <input type="checkbox"/> TRQ 0.00 to 100.00 %	Y*	Y	0.00	
o69	Terminal [32] (Display unit)	<input type="checkbox"/> V/F <input type="checkbox"/> PGV/F <input type="checkbox"/> SLV <input type="checkbox"/> PGV <input type="checkbox"/> PMSLV <input type="checkbox"/> PMPGV <input type="checkbox"/> TRQ Same as C58	N	Y	2	
o70	Terminal [32] (Maximum scale)	<input type="checkbox"/> V/F <input type="checkbox"/> PGV/F <input type="checkbox"/> SLV <input type="checkbox"/> PGV <input type="checkbox"/> PMSLV <input type="checkbox"/> PMPGV <input type="checkbox"/> TRQ -999.0 to 0.00 to 9990.0	N	Y	100.00	
o71	Terminal [32] (Minimum scale)	<input type="checkbox"/> V/F <input type="checkbox"/> PGV/F <input type="checkbox"/> SLV <input type="checkbox"/> PGV <input type="checkbox"/> PMSLV <input type="checkbox"/> PMPGV <input type="checkbox"/> TRQ -999.0 to 0.00 to 9990.0	N	Y	0.00	

5.2 Function Code Tables

Function code	Name	Control method and Data setting range	Change when running	Data copying	Factory default	Related page
o75	Terminal [C2] (Range selection)	<input type="checkbox"/> V/f <input type="checkbox"/> PGV/f <input type="checkbox"/> SLV <input type="checkbox"/> PGV <input type="checkbox"/> PMSLV <input type="checkbox"/> PMPGV <input type="checkbox"/> TRQ 0: 4 to 20 mA Unipolar 1: 0 to 20 mA Unipolar 10: 4 to 20 mA Bipolar 11: 0 to 20 mA Bipolar	N	Y	0	
o76	Terminal [C2] (Function selection)	<input type="checkbox"/> V/f <input type="checkbox"/> PGV/f <input type="checkbox"/> SLV <input type="checkbox"/> PGV <input type="checkbox"/> PMSLV <input type="checkbox"/> PMPGV <input type="checkbox"/> TRQ Same as E61	N	Y	0	
o77	Terminal [C2] (Offset adjustment)	<input type="checkbox"/> V/f <input type="checkbox"/> PGV/f <input type="checkbox"/> SLV <input type="checkbox"/> PGV <input type="checkbox"/> PMSLV <input type="checkbox"/> PMPGV <input type="checkbox"/> TRQ -5.0 to 5.0 %	Y*	Y	0.0	
o78	Terminal [C2] (Gain adjustment)	<input type="checkbox"/> V/f <input type="checkbox"/> PGV/f <input type="checkbox"/> SLV <input type="checkbox"/> PGV <input type="checkbox"/> PMSLV <input type="checkbox"/> PMPGV <input type="checkbox"/> TRQ 0.00 to 400.00 %	Y*	Y	100.00	
o79	Terminal [C2] (Filter setting)	<input type="checkbox"/> V/f <input type="checkbox"/> PGV/f <input type="checkbox"/> SLV <input type="checkbox"/> PGV <input type="checkbox"/> PMSLV <input type="checkbox"/> PMPGV <input type="checkbox"/> TRQ 0.00 to 5.00 s	Y	Y	0.05	
o81	Terminal [C2] (Gain reference point)	<input type="checkbox"/> V/f <input type="checkbox"/> PGV/f <input type="checkbox"/> SLV <input type="checkbox"/> PGV <input type="checkbox"/> PMSLV <input type="checkbox"/> PMPGV <input type="checkbox"/> TRQ 0.00 to 100.00 %	Y*	Y	100.00	
o82	Terminal [C2] (Bias)	<input type="checkbox"/> V/f <input type="checkbox"/> PGV/f <input type="checkbox"/> SLV <input type="checkbox"/> PGV <input type="checkbox"/> PMSLV <input type="checkbox"/> PMPGV <input type="checkbox"/> TRQ -200.0 to 200.00 %	Y*	Y	0.00	
o83	Terminal [C2] (Bias reference point)	<input type="checkbox"/> V/f <input type="checkbox"/> PGV/f <input type="checkbox"/> SLV <input type="checkbox"/> PGV <input type="checkbox"/> PMSLV <input type="checkbox"/> PMPGV <input type="checkbox"/> TRQ 0.00 to 100.00 %	Y*	Y	0.00	
o85	Terminal [C2] (Display unit)	<input type="checkbox"/> V/f <input type="checkbox"/> PGV/f <input type="checkbox"/> SLV <input type="checkbox"/> PGV <input type="checkbox"/> PMSLV <input type="checkbox"/> PMPGV <input type="checkbox"/> TRQ Same as C58	N	Y	2	
o86	Terminal [C2] (Maximum scale)	<input type="checkbox"/> V/f <input type="checkbox"/> PGV/f <input type="checkbox"/> SLV <input type="checkbox"/> PGV <input type="checkbox"/> PMSLV <input type="checkbox"/> PMPGV <input type="checkbox"/> TRQ -999.0 to 0.00 to 9990.0	N	Y	100.00	
o87	Terminal [C2] (Minimum scale)	<input type="checkbox"/> V/f <input type="checkbox"/> PGV/f <input type="checkbox"/> SLV <input type="checkbox"/> PGV <input type="checkbox"/> PMSLV <input type="checkbox"/> PMPGV <input type="checkbox"/> TRQ -999.0 to 0.00 to 9990.0	N	Y	0.00	
o88	C1OFF signal (Operation selection)	<input type="checkbox"/> V/f <input type="checkbox"/> PGV/f <input type="checkbox"/> SLV <input type="checkbox"/> PGV <input type="checkbox"/> PMSLV <input type="checkbox"/> PMPGV <input type="checkbox"/> TRQ 0: Signal ON following terminal [C1] wire break 1: Signal ON following terminal [C2] wire break 2: Signal ON following terminal [C1] or [C2] wire break	N	Y	2	
o90	Terminal [Ao/CS2] (Function selection)	<input type="checkbox"/> V/f <input type="checkbox"/> PGV/f <input type="checkbox"/> SLV <input type="checkbox"/> PGV <input type="checkbox"/> PMSLV <input type="checkbox"/> PMPGV <input type="checkbox"/> TRQ Same as F31	Y	Y	0	
o91	Terminal [Ao/CS2] (Output gain)	<input type="checkbox"/> V/f <input type="checkbox"/> PGV/f <input type="checkbox"/> SLV <input type="checkbox"/> PGV <input type="checkbox"/> PMSLV <input type="checkbox"/> PMPGV <input type="checkbox"/> TRQ 0 to 300 %	Y*	Y	100	
o93	Terminal [Ao] (Polarity selection)	<input type="checkbox"/> V/f <input type="checkbox"/> PGV/f <input type="checkbox"/> SLV <input type="checkbox"/> PGV <input type="checkbox"/> PMSLV <input type="checkbox"/> PMPGV <input type="checkbox"/> TRQ 0: Bipolar 1: Unipolar	N	Y	1	
o96	Terminal [CS/CS1] (Function selection)	<input type="checkbox"/> V/f <input type="checkbox"/> PGV/f <input type="checkbox"/> SLV <input type="checkbox"/> PGV <input type="checkbox"/> PMSLV <input type="checkbox"/> PMPGV <input type="checkbox"/> TRQ Same as F31	Y	Y	0	
o97	Terminal [CS/CS1] (Output gain)	<input type="checkbox"/> V/f <input type="checkbox"/> PGV/f <input type="checkbox"/> SLV <input type="checkbox"/> PGV <input type="checkbox"/> PMSLV <input type="checkbox"/> PMPGV <input type="checkbox"/> TRQ 0 to 300 %	Y*	Y	100	
o101	Terminal [I1] (Function selection)	<input type="checkbox"/> V/f <input type="checkbox"/> PGV/f <input type="checkbox"/> SLV <input type="checkbox"/> PGV <input type="checkbox"/> PMSLV <input type="checkbox"/> PMPGV <input type="checkbox"/> TRQ 0 (1000): Multistep frequency selection (0 to 1 steps) "SS1"	N	Y	100	
o102	Terminal [I2] (Function selection)	1 (1001): Multistep frequency selection (0 to 3 steps) "SS2"	N	Y	100	
o103	Terminal [I3] (Function selection)	2 (1002): Multistep frequency selection (0 to 7 steps) "SS4"	N	Y	100	
o104	Terminal [I4] (Function selection)	3 (1003): Multistep frequency selection (0 to 15 steps) "SS8"	N	Y	100	
o105	Terminal [I5] (Function selection)	4 (1004): Acceleration/deceleration selection (2 steps) "RT1"	N	Y	100	
o106	Terminal [I6] (Function selection)	5 (1005): Acceleration/deceleration selection (4 steps) "RT2"	N	Y	100	
o107	Terminal [I7] (Function selection)	6 (1006): Self-hold selection "HLD"	N	Y	100	
o108	Terminal [I8] (Function selection)	7 (1007): Coast to stop command "BX"	N	Y	100	
o109	Terminal [I9] (Function selection)	8 (1008): Alarm (error) reset "RST"	N	Y	100	
o110	Terminal [I10] (Function selection)	9 (1009): External alarm "THR" (9 = Active OFF/1009 = Active ON)	N	Y	100	
o111	Terminal [I11] (Function selection)	10 (1010): Jogging operation "JOG"	N	Y	100	
o112	Terminal [I12] (Function selection)	11 (1011): Frequency setting 1/Frequency setting 2 "Hz/Hz1"	N	Y	100	
o113	Terminal [I13] (Function selection)	12 (1012): Motor 2 selection "M2"	N	Y	100	
o114	Terminal [I14] (Function selection)	13 : DC braking command "DCBRK"	N	Y	100	
o115	Terminal [I15] (Function selection)	14 (1014): Torque limit 2/Torque limit 1 "TL2/ TL1"	N	Y	100	
		15 : Switch to commercial power supply (50 Hz) "SW50"	N	Y	100	
		16 : Switch to commercial power supply (60 Hz) "SW60"	N	Y	100	
		17 (1017): UP command "UP"	N	Y	100	
		18 (1018): DOWN command "DOWN"	N	Y	100	
		19 (1019): Allow function code editing (data change enabled) "WE-KP"	N	Y	100	
		20 (1020): PID control cancel "Hz/PID"	N	Y	100	
		21 (1021): Normal/inverse operation switching "IVS"	N	Y	100	
		22 (1022): Interlock "IL"	N	Y	100	
		23 (1023): Torque control cancel "Hz/TRQ"	N	Y	100	
		24 (1024): Link operation selection (RS-485, BUS option) "LE"	N	Y	100	
		25 (1025): Universal DI "U-DI"	N	Y	100	
		26 (1026): Starting characteristic selection "STM"	N	Y	100	
		30 (1030): Forced stop "STOP" (30 = Active OFF/1030 = Active ON)	N	Y	100	
		32 (1032): Pre-excitation "EXITE"	N	Y	100	
		33 (1033): PID integral term/differential term reset "PID-RST"	N	Y	100	
		34 (1034): PID integral term hold "PID-HLD"	N	Y	100	
		35 (1035): Local (keypad) command selection "LOC"	N	Y	100	
		36 (1036): Motor 3 selection "M3"	N	Y	100	
		37 (1037): Motor 4 selection "M4"	N	Y	100	
		39 : Condensation prevention "DWP"	N	Y	100	

Function code	Name	Control method and Data setting range	Change when running	Data copying	Factory default	Related page
o116	Terminal [I16] (Function selection)	40 : Switch to commercial power built-in sequence (50 Hz) "ISW50"	N	Y	100	
		41 : Switch to commercial power built-in sequence (60 Hz) "ISW60"				
		42 (1042): Home position limit switch "LS"				
		46 (1046): Overload stop enable command "OLS"				
		47 (1047): Servo lock command (under PG vector) "LOCK"				
		49 (1049): Pulse train sign "SIGN"				
		58 (1058): UP/DOWN frequency clear "STZ"				
		59 (1059): Battery operation selection "BATRY"				
		60 (1060): Torque bias command 1 "TB1"				
		61 (1061): Torque bias command 2 "TB2"				
		62 (1062): Torque bias hold "H-TB"				
		65 (1065): Brake check "BRKE"				
		70 (1070): Constant surface speed control cancel "Hz/LSC"				
		71 (1071): Constant surface speed control frequency memory "LSC-HLD"				
		72 (1072): Input during operation with commercial power supply (motor 1) "CRUN-M1"				
		73 (1073): Input during operation with commercial power supply (motor 2) "CRUN-M2"				
		74 (1074): Input during operation with commercial power supply (motor 3) "CRUN-M3"				
75 (1075): Input during operation with commercial power supply (motor 4) "CRUN-M4"						
76 (1076): Droop selection "DROOP"						
77 (1077): PG alarm cancel "PG-CCL"						
78 (1078): Speed control parameter selection 1 "MPRM1"						
79 (1079): Speed control parameter selection 2 "MPRM2"						
80 (1080): Customizable logic cancel "CLC"						
81 (1081): Clear all customizable logic timers "CLTC"						
82 (1082): Anti-regenerative control cancel "AR-CCL"						
83 (1083): PG input switching "PG-SEL"						
84 (1084): Acceleration/deceleration cancel (bypass) "BPS"						
94 : Jogging forward rotation/stop command "FJOG"						
95 : Jogging reverse rotation/stop command "RJOG"						
97 (1097): Forward rotation/reverse rotation selection "DIR"						
100 : No assignment "NONE"						
105 (1105): Light load automatic double speed judgment permission "LAC-ENB"						
110 (1110): Servo lock gain selection "SLG2"						
111 (1111): Forced stop (terminal block only) "STOP-T" (111 = Active OFF/1111 = Active ON)						
116 (1116): AVR cancel "AVR-CCL"						
119 (1119): Speed regulator P selection "P-SEL"						
121 (1121): Customizable logic output signal 1 "CLI1"						
122 (1122): Customizable logic output signal 2 "CLI2"						
123 (1123): Customizable logic output signal 3 "CLI3"						
124 (1124): Customizable logic output signal 4 "CLI4"						
125 (1125): Customizable logic output signal 5 "CLI5"						
126 (1126): Customizable logic output signal 6 "CLI6"						
127 (1127): Customizable logic output signal 7 "CLI7"						
128 (1128): Customizable logic output signal 8 "CLI8"						
129 (1129): Customizable logic output signal 9 "CLI9"						
134 (1134): Forced operation "FMS"						
135 (1135): Travel/absolute position switching "INC/ABS"						
136 (1136): Orientation command "ORT"						
137 (1137): Position control/speed control switching "POS/Hz"						
138 (1138): Homing command "ORG"						
139 (1139): + direction overtravel "+OT"						
140 (1140): - direction overtravel "-OT"						
141 (1141): Position clear command "P-CLR"						
142 (1142): Position preset command "P-PRESET"						
143 (1143): Teaching command "TEACH"						
144 (1144): Positioning data change command "POS-SET"						
145 (1145): Positioning data selection 1 "POS-SEL1"						
146 (1146): Positioning data selection 2 "POS-SEL2"						
147 (1147): Positioning data selection 4 "POS-SEL4"						
169 (1169): Initial diameter set command "D-SET"						
170 (1170): Winding diameter calculation hold command "D-HLD"						
171 (1171): PID multistep command 1 "PID-SS1"						
172 (1172): PID multistep command 2 "PID-SS2"						
		*) The number in parentheses ( ) is the active OFF signal. (OFF at short-circuit)				
o121	Terminal [O1] (Function selection)	<input type="checkbox"/> V/F <input type="checkbox"/> PGV# <input type="checkbox"/> SLV <input type="checkbox"/> PGV <input type="checkbox"/> PMSV <input type="checkbox"/> PMGV <input type="checkbox"/> TRQ	N	Y	0	
o122	Terminal [O2] (Function selection)	0 (1000): Inverter running "RUN"	N	Y	2	
		1 (1001): Frequency (speed) arrival "FAR"				
o123	Terminal [O3] (Function selection)	2 (1002): Frequency (speed) detection "FDT"	N	Y	1	
		3 (1003): Undervoltage detection (inverter stopped) "LU"				
o124	Terminal [O4] (Function selection)	4 (1004): Torque polarity detection "B/D"	N	Y	3	
		5 (1005): Inverter output limiting "IOL"				
o125	Terminal [O5] (Function selection)	6 (1006): Auto-restarting after momentary power failure "IPF"	N	Y	5	
		7 (1007): Motor overload early warning "OL"				
o126	Terminal [O6] (Function selection)	8 (1008): Keypad operation "KP"	N	Y	6	
		10 (1010): Inverter ready to run "RDY"				
o127	Terminal [O7] (Function selection)	11 : Commercial/inverter power supply switching "SW88"	N	Y	100	
		12 : Commercial/inverter power supply switching "SW52-2"				
o128	Terminal [O8] (Function selection)	13 : Commercial/inverter power supply switching "SW52-1"	N	Y	100	
		15 (1015): AX terminal function "AX"				
o128	Terminal [O8] (Function selection)	16 (1016): Pattern operation stage transition "TU"	N	Y	100	
		17 (1017): Pattern operation cycle complete "TO"				
		18 (1018): Pattern operation stage 1 "STG1"				
		19 (1019): Pattern operation stage 2 "STG2"				
		20 (1020): Pattern operation stage 4 "STG4"				

5.2 Function Code Tables

Function code	Name	Control method and Data setting range	Change when running	Data copying	Factory default	Related page
		21 (1021): Frequency (speed) arrival 2 "FAR2" 22 (1022): Inverter output limiting with delay "IOL2" 25 (1025): Cooling fan ON-OFF control "FAN" 26 (1026): Auto-resetting "TRY" 28 (1028): Cooling fin overheat early warning "OH" 29 (1029): Synchronization completed "SY" 30 (1030): Lifetime alarm "LIFE" 31 (1031): Frequency (speed) detection 2 "FDT2" 33 (1033): Command loss detection "REF OFF" 35 (1035): Inverter outputting "RUN 2" 36 (1036): Overload prevention controlling "OLP" 37 (1037): Current detection "ID" 38 (1038): Current detection 2 "ID2" 39 (1039): Current detection 3 "ID3" 41 (1041): Low current detection "IDL" 42 (1042): PID alarm output "PID-ALM" 43 (1043): Under PID control "PID-CTL" 44 (1044): Under sleep mode of PID control "PID-STP" 45 (1045): Low torque detection "U-TL" 46 (1046): Torque detection 1 "TD1" 47 (1047): Torque detection 2 "TD2" 48 (1048): Switch to motor 1 "SWM1" 49 (1049): Switch to motor 2 "SWM2" 50 (1050): Switch to motor 3 "SWM3" 51 (1051): Switch to motor 4 "SWM4" 52 (1052): Forward rotation "FRUN" 53 (1053): Reverse rotation "RRUN" 54 (1054): In remote mode "RMT" 56 (1056): Thermistor detection "THM" 57 (1057): Mechanical brake control "BRKS" 58 (1058): Frequency (speed) detection 3 "FDT3" 59 (1059): Terminal [C1] [C2] wire break detection "C1OFF" 70 (1070): Speed valid "DNZS" 71 (1071): Speed agreement "DSAG" 72 (1072): Frequency (speed) arrival 3 "FAR3" 76 (1076): Speed mismatch detection "PG-ERR" 77 (1077): Low intermediate voltage detection "U-EDC" 79 (1079): During decelerating at momentary power failure "IPF2" 82 (1082): Positioning complete "PSET" 84 (1084): Maintenance timer "MNT" 87 (1087): Frequency arrival detection "FARFDT" 89 (1089): Magnetic pole position detection complete signal "PTDDT" 90 (1090): Alarm content 1 "AL1" 91 (1091): Alarm content 2 "AL2" 92 (1092): Alarm content 4 "AL4" 93 (1093): Alarm content 8 "AL8" 95 (1095): Forced operation "FMRUN" 98 (1098): Light alarm "L-ALM" 99 (1099): Integrated alarm "ALM" 100: No assignment "NONE" 101 (1101): Terminal [EN] detection circuit error "DECF" 102 (1102): Terminal [EN] OFF "ENOFF" 105 (1105): Braking transistor error "DBAL" 111 (1111): Customizable logic output signal 1 "CLO1" 112 (1112): Customizable logic output signal 2 "CLO2" 113 (1113): Customizable logic output signal 3 "CLO3" 114 (1114): Customizable logic output signal 4 "CLO4" 115 (1115): Customizable logic output signal 5 "CLO5" 116 (1116): Customizable logic output signal 6 "CLO6" 117 (1117): Customizable logic output signal 7 "CLO7" 118 (1118): Customizable logic output signal 8 "CLO8" 119 (1119): Customizable logic output signal 9 "CLO9" 120 (1120): Customizable logic output signal 10 "CLO10" 121 (1121): Customizable logic output signal 11 "CLO11" 122 (1122): Customizable logic output signal 12 "CLO12" 123 (1123): Customizable logic output signal 13 "CLO13" 124 (1124): Customizable logic output signal 14 "CLO14" 125 (1125): Integral power pulse output "POUT" 131 (1131): Speed limiting "S-LIM" 132 (1132): Torque limiting "T-LIM" 133 (1133): Low current detection 2 "IDL2" 135 (1135): Dancer upper limit position warning signal "D-UPFL" 136 (1136): Dancer lower limit position warning signal "D-DNFL" 137 (1137): Dancer position limit warning signal "D-FL" 151 (1151): Overtravel detection "OT-OUT" 152 (1152): Forced stop detection "STOP-OUT" 153 (1153): Pass point detection 1 "PPAS1" 154 (1154): Pass point detection 2 "PPAS2" 158 (1158): Overload detected "LLIM" 159 (1159): Performing light load automatic double speed operation "LAC" 251 (1251): ON/OFF state of M/SHIFT-button "MTGL"  *) The number in parentheses ( ) is the active OFF signal. (OFF at short-circuit)				

■ y codes: LINK Functions (Link functions)

Function code	Name	Control method and Data setting range	Change when running	Data copying	Factory default	Related page
y01	RS-485 Communication 1 (station address)	<input type="checkbox"/> V/F <input type="checkbox"/> PGV/F <input type="checkbox"/> SLV <input type="checkbox"/> PGV <input type="checkbox"/> PMSLV <input type="checkbox"/> PMPGV <input type="checkbox"/> TRQ 1 to 255	N	Y	1	5-436
y02	(Communications error processing)	<input type="checkbox"/> V/F <input type="checkbox"/> PGV/F <input type="checkbox"/> SLV <input type="checkbox"/> PGV <input type="checkbox"/> PMSLV <input type="checkbox"/> PMPGV <input type="checkbox"/> TRQ 0: Immediately trip with alarm $\mathcal{E}r\beta$ 1: Trip with alarm $\mathcal{E}r\beta$ after running for the period specified by timer y03 2: Retry during the period specified by timer y03. If the retry fails, trip with alarm $\mathcal{E}r\beta$ . If it succeeds, continue to run. 3: Continue to run	Y	Y	0	
y03	(Timer)	<input type="checkbox"/> V/F <input type="checkbox"/> PGV/F <input type="checkbox"/> SLV <input type="checkbox"/> PGV <input type="checkbox"/> PMSLV <input type="checkbox"/> PMPGV <input type="checkbox"/> TRQ 0.0 to 60.0 s	Y	Y	2.0	
y04	(Baud rate)	<input type="checkbox"/> V/F <input type="checkbox"/> PGV/F <input type="checkbox"/> SLV <input type="checkbox"/> PGV <input type="checkbox"/> PMSLV <input type="checkbox"/> PMPGV <input type="checkbox"/> TRQ 0: 2400 bps 1: 4800 bps 2: 9600 bps 3: 19200 bps 4: 38400 bps 5: 57600 bps 6: 76800 bps 7: 115200 bps	Y	Y	3	
y05	(Data length selection)	<input type="checkbox"/> V/F <input type="checkbox"/> PGV/F <input type="checkbox"/> SLV <input type="checkbox"/> PGV <input type="checkbox"/> PMSLV <input type="checkbox"/> PMPGV <input type="checkbox"/> TRQ 0: 8 bits      1: 7 bits	Y	Y	0	
y06	(Parity selection)	<input type="checkbox"/> V/F <input type="checkbox"/> PGV/F <input type="checkbox"/> SLV <input type="checkbox"/> PGV <input type="checkbox"/> PMSLV <input type="checkbox"/> PMPGV <input type="checkbox"/> TRQ 0: None (Stop bit: 2 bits) 1: Even number parity (Stop bit: 1 bit) 2: Odd number parity (Stop bit: 1 bit) 3: None (Stop bit: 1 bit)	Y	Y	0	
y07	(Stop bit selection)	<input type="checkbox"/> V/F <input type="checkbox"/> PGV/F <input type="checkbox"/> SLV <input type="checkbox"/> PGV <input type="checkbox"/> PMSLV <input type="checkbox"/> PMPGV <input type="checkbox"/> TRQ 0: 2 bits      1: 1 bit	Y	Y	0	
y08	(Communication time-out detection time)	<input type="checkbox"/> V/F <input type="checkbox"/> PGV/F <input type="checkbox"/> SLV <input type="checkbox"/> PGV <input type="checkbox"/> PMSLV <input type="checkbox"/> PMPGV <input type="checkbox"/> TRQ 0: No detection, 1 to 60 s	Y	Y	0	
y09	(Response interval time)	<input type="checkbox"/> V/F <input type="checkbox"/> PGV/F <input type="checkbox"/> SLV <input type="checkbox"/> PGV <input type="checkbox"/> PMSLV <input type="checkbox"/> PMPGV <input type="checkbox"/> TRQ 0.00 to 1.00 s	Y	Y	0.01	
y10	(Protocol selection)	<input type="checkbox"/> V/F <input type="checkbox"/> PGV/F <input type="checkbox"/> SLV <input type="checkbox"/> PGV <input type="checkbox"/> PMSLV <input type="checkbox"/> PMPGV <input type="checkbox"/> TRQ 0: Modbus RTU protocol 1: Reserved 2: Fuji general-purpose inverter protocol	Y	Y	0	
y11	RS-485 Communication 2 (station address)	<input type="checkbox"/> V/F <input type="checkbox"/> PGV/F <input type="checkbox"/> SLV <input type="checkbox"/> PGV <input type="checkbox"/> PMSLV <input type="checkbox"/> PMPGV <input type="checkbox"/> TRQ 1 to 255	N	Y	1	
y12	(Communications error processing)	<input type="checkbox"/> V/F <input type="checkbox"/> PGV/F <input type="checkbox"/> SLV <input type="checkbox"/> PGV <input type="checkbox"/> PMSLV <input type="checkbox"/> PMPGV <input type="checkbox"/> TRQ 0: Immediately trip with alarm $\mathcal{E}rP$ 1: Trip with alarm $\mathcal{E}rP$ after running for the period specified by timer y13 2: Retry during the period specified by timer y13. If the retry fails, trip with alarm $\mathcal{E}rP$ . If it succeeds, continue to run. 3: Continue to run	Y	Y	0	
y13	(Timer)	<input type="checkbox"/> V/F <input type="checkbox"/> PGV/F <input type="checkbox"/> SLV <input type="checkbox"/> PGV <input type="checkbox"/> PMSLV <input type="checkbox"/> PMPGV <input type="checkbox"/> TRQ 0.0 to 60.0 s	Y	Y	2.0	
y14	(Baud rate)	<input type="checkbox"/> V/F <input type="checkbox"/> PGV/F <input type="checkbox"/> SLV <input type="checkbox"/> PGV <input type="checkbox"/> PMSLV <input type="checkbox"/> PMPGV <input type="checkbox"/> TRQ 0: 2400 bps 1: 4800 bps 2: 9600 bps 3: 19200 bps 4: 38400 bps 5: 57600 bps 6: 76800 bps 7: 115200 bps	Y	Y	3	
y15	(Data length selection)	<input type="checkbox"/> V/F <input type="checkbox"/> PGV/F <input type="checkbox"/> SLV <input type="checkbox"/> PGV <input type="checkbox"/> PMSLV <input type="checkbox"/> PMPGV <input type="checkbox"/> TRQ 0: 8 bits      1: 7 bits	Y	Y	0	
y16	(Parity selection)	<input type="checkbox"/> V/F <input type="checkbox"/> PGV/F <input type="checkbox"/> SLV <input type="checkbox"/> PGV <input type="checkbox"/> PMSLV <input type="checkbox"/> PMPGV <input type="checkbox"/> TRQ 0: None (Stop bit: 2 bits) 1: Even number parity (Stop bit: 1 bit) 2: Odd number parity (Stop bit: 1 bit) 3: None (Stop bit: 1 bit)	Y	Y	0	
y17	(Stop bit selection)	<input type="checkbox"/> V/F <input type="checkbox"/> PGV/F <input type="checkbox"/> SLV <input type="checkbox"/> PGV <input type="checkbox"/> PMSLV <input type="checkbox"/> PMPGV <input type="checkbox"/> TRQ 0: 2 bits      1: 1 bit	Y	Y	0	
y18	(Communication time-out detection timer)	<input type="checkbox"/> V/F <input type="checkbox"/> PGV/F <input type="checkbox"/> PGV <input type="checkbox"/> SLV <input type="checkbox"/> PMSLV <input type="checkbox"/> PMPV <input type="checkbox"/> TRQ 0: Not check of the time-out, 1 to 60 s	Y	Y	0	
y19	(Response interval time)	<input type="checkbox"/> V/F <input type="checkbox"/> PGV/F <input type="checkbox"/> SLV <input type="checkbox"/> PGV <input type="checkbox"/> PMSLV <input type="checkbox"/> PMPGV <input type="checkbox"/> TRQ 0.00 to 1.00 s	Y	Y	0.01	
y20	(Protocol selection)	<input type="checkbox"/> V/F <input type="checkbox"/> PGV/F <input type="checkbox"/> SLV <input type="checkbox"/> PGV <input type="checkbox"/> PMSLV <input type="checkbox"/> PMPGV <input type="checkbox"/> TRQ 0: Modbus RTU protocol 1: Reserved 2: Fuji general-purpose inverter protocol	Y	Y	0	

## 5.2 Function Code Tables

Function code	Name	Control method and Data setting range	Change when running	Data copying	Factory default	Related page
y85 y86 y87 y88	(For adjustment by manufacturer) *9	0000 to FFFF(in hexadecimal)	Y	Y	0000	
y93	RTU current format switching	<input type="checkbox"/> <b>V/f</b> <input type="checkbox"/> <b>PGV/f</b> <input type="checkbox"/> <b>SLV</b> <input type="checkbox"/> <b>PGV</b> <input type="checkbox"/> <b>PMSLV</b> <input type="checkbox"/> <b>PMPGV</b> <input type="checkbox"/> <b>TRQ</b> 0: Format 24 1: Format 19	Y	Y	0	
y94	Link function (Terminal [X] operation selection)	<input type="checkbox"/> <b>V/f</b> <input type="checkbox"/> <b>PGV/f</b> <input type="checkbox"/> <b>SLV</b> <input type="checkbox"/> <b>PGV</b> <input type="checkbox"/> <b>PMSLV</b> <input type="checkbox"/> <b>PMPGV</b> <input type="checkbox"/> <b>TRQ</b> 0: Disable 1: Enable	Y	Y	0	
y95	Data clear processing for communication error	<input type="checkbox"/> <b>V/f</b> <input type="checkbox"/> <b>PGV/f</b> <input type="checkbox"/> <b>SLV</b> <input type="checkbox"/> <b>PGV</b> <input type="checkbox"/> <b>PMSLV</b> <input type="checkbox"/> <b>PMPGV</b> <input type="checkbox"/> <b>TRQ</b> 0: Do not clear data when a communication error alarm occurs. (Compatible with conventional inverters) 1: Clear the data of function codes S01/S05/S19 when a communications error occurs. 2: Clear the run command assigned bit of function code S06 when a communications error occurs. 3: Clear both data 1 and 2 above. * Applicable alarms: <i>Er8 Er9 Er4 Er5</i>	Y	Y	0	5-440
y96	Communication compatibility mode	<input type="checkbox"/> <b>V/f</b> <input type="checkbox"/> <b>PGV/f</b> <input type="checkbox"/> <b>SLV</b> <input type="checkbox"/> <b>PGV</b> <input type="checkbox"/> <b>PMSLV</b> <input type="checkbox"/> <b>PMPGV</b> <input type="checkbox"/> <b>TRQ</b> 0: Disable 1: Reserved 2: Enable (G1 compatible) 3: Enable (GX compatible)	Y	Y	0	5-443
y97	Communication data storage selection	<input type="checkbox"/> <b>V/f</b> <input type="checkbox"/> <b>PGV/f</b> <input type="checkbox"/> <b>SLV</b> <input type="checkbox"/> <b>PGV</b> <input type="checkbox"/> <b>PMSLV</b> <input type="checkbox"/> <b>PMPGV</b> <input type="checkbox"/> <b>TRQ</b> 0: Store in nonvolatile memory (Rewritable times are limited) 1: Write in temporary memory (Rewritable times are unlimited) 2: Save all data from temporary memory to nonvolatile memory (After all save, return to Data 1)	Y	Y	0	5-443
y98	Bus function (Operation selection)	<input type="checkbox"/> <b>V/f</b> <input type="checkbox"/> <b>PGV/f</b> <input type="checkbox"/> <b>SLV</b> <input type="checkbox"/> <b>PGV</b> <input type="checkbox"/> <b>PMSLV</b> <input type="checkbox"/> <b>PMPGV</b> <input type="checkbox"/> <b>TRQ</b> <b>Frequency setting/torque command</b> 0: Based on H30 1: Bus link 2: Based on H30 3: Command from bus  <b>Run command</b> Based on H30 Based on H30 Command from bus Command from bus	Y	Y	0	5-443
y99	Support link function (Operation selection)	<input type="checkbox"/> <b>V/f</b> <input type="checkbox"/> <b>PGV/f</b> <input type="checkbox"/> <b>SLV</b> <input type="checkbox"/> <b>PGV</b> <input type="checkbox"/> <b>PMSLV</b> <input type="checkbox"/> <b>PMPGV</b> <input type="checkbox"/> <b>TRQ</b> <b>Frequency setting</b> 0: Based on H30, y98 1: Commands from FRENIC Loader 2: Based on H30, y98 3: Commands from FRENIC Loader  <b>Run command</b> Based on H30, y98 Based on H30, y98 Commands from FRENIC Loader Commands from FRENIC Loader	Y	N	0	5-443

■ K codes: Keypad functions (Keypad functions) for TP-A2SW

Function code	Name	Control method and Data setting range	Change when running	Data copying	Factory default	Related page
K01	Multi-function keypad TP-A2SW (Language selection)	<input type="checkbox"/> V/F <input type="checkbox"/> PGV/F <input type="checkbox"/> SLV <input type="checkbox"/> PGV <input type="checkbox"/> PMSLV <input type="checkbox"/> PMPGV <input type="checkbox"/> TRQ 0: Japanese 1: English 2: German 3: French 4: Spanish 5: Italian 6: Chinese 8: Russian 9: Greek 10: Turkish 11: Polish 12: Czech 13: Swedish 14: Portuguese 15: Dutch 16: Malay 17: Vietnamese 18: Thai 19: Indonesian	Y	Y	0	-
K02	(Backlight OFF time)	<input type="checkbox"/> V/F <input type="checkbox"/> PGV/F <input type="checkbox"/> SLV <input type="checkbox"/> PGV <input type="checkbox"/> PMSLV <input type="checkbox"/> PMPGV <input type="checkbox"/> TRQ 0: Always OFF 1 to 30 min	Y	Y	5	-
K03	(Backlight brightness adjustment)	<input type="checkbox"/> V/F <input type="checkbox"/> PGV/F <input type="checkbox"/> SLV <input type="checkbox"/> PGV <input type="checkbox"/> PMSLV <input type="checkbox"/> PMPGV <input type="checkbox"/> TRQ 0 (dark) - 10 (bright)	Y	Y	5	-
K04	(contrast adjustment)	<input type="checkbox"/> V/F <input type="checkbox"/> PGV/F <input type="checkbox"/> SLV <input type="checkbox"/> PGV <input type="checkbox"/> PMSLV <input type="checkbox"/> PMPGV <input type="checkbox"/> TRQ 0 (low) - 10 (high)	Y	Y	5	-
K08	(LCD monitor status display)	<input type="checkbox"/> V/F <input type="checkbox"/> PGV/F <input type="checkbox"/> SLV <input type="checkbox"/> PGV <input type="checkbox"/> PMSLV <input type="checkbox"/> PMPGV <input type="checkbox"/> TRQ 0: Hide      1: Display full	Y	Y	1	-
K15	(Sub-monitor display selection)	<input type="checkbox"/> V/F <input type="checkbox"/> PGV/F <input type="checkbox"/> SLV <input type="checkbox"/> PGV <input type="checkbox"/> PMSLV <input type="checkbox"/> PMPGV <input type="checkbox"/> TRQ 0: Operation guide display      1: Bar graph display	Y	Y	0	-
K16	(Sub-monitor 1 display selection)	<input type="checkbox"/> V/F <input type="checkbox"/> PGV/F <input type="checkbox"/> SLV <input type="checkbox"/> PGV <input type="checkbox"/> PMSLV <input type="checkbox"/> PMPGV <input type="checkbox"/> TRQ 1: Output frequency 1 (before slip compensation) 2: Output frequency 2 (after slip compensation) 3: Set frequency 4: Motor speed 5: Load shaft speed 6: Feed speed 7: Constant feeding rate time 8: Speed (%) 9: Line speed set value 10: Line speed output value 13: Output current 14: Output voltage when alarm occurred 18: Calculated motor output torque when alarm occurred 19: Power consumption 20: PID process command 22: PID feedback value 23: Timer value 24: PID output 25: Load factor 26: Motor output 27: Analog signal input monitor 31: Current position 32: Positioning deviation 33: Torque current (%) 34: Magnetic flux command (%) 35: Input watt-hour 36: Winding diameter 37: Position control start position 38: Stop target position 39: PID deviation 40: Torque bias 41: Estimated inertia acceleration/deceleration time conversion value (coming soon) 42: Customizable logic output	Y	Y	13	-
K17	(Sub-monitor 2 display selection)	Same as K16	Y	Y	18	-
K20	(Bar graph 1 display selection)	<input type="checkbox"/> V/F <input type="checkbox"/> PGV/F <input type="checkbox"/> SLV <input type="checkbox"/> PGV <input type="checkbox"/> PMSLV <input type="checkbox"/> PMPGV <input type="checkbox"/> TRQ 1 to 26	Y	Y	1	-
K21	(Bar graph 2 display selection)	1: Output frequency 1 (before slip compensation) 13: Output current	Y	Y	13	-
K22	(Bar graph 3 display selection)	14: Output voltage when alarm occurred 18: Calculated motor output torque when alarm occurred 19: Power consumption 25: Load factor 26: Motor output	Y	Y	18	-
K50	Permit/prohibit traceback operation	<input type="checkbox"/> V/F <input type="checkbox"/> PGV/F <input type="checkbox"/> SLV <input type="checkbox"/> PGV <input type="checkbox"/> PMSLV <input type="checkbox"/> PMPGV <input type="checkbox"/> TRQ 0: Permit 1: Prohibit	Y		0	
K51	Permit/prohibit traceback data overwriting	<input type="checkbox"/> V/F <input type="checkbox"/> PGV/F <input type="checkbox"/> SLV <input type="checkbox"/> PGV <input type="checkbox"/> PMSLV <input type="checkbox"/> PMPGV <input type="checkbox"/> TRQ 0: Permit 1: Prohibit	Y		0	

## 5.2 Function Code Tables

Function code	Name	Control method and Data setting range	Change when running	Data copying	Factory default	Related page
K52	Sampling cycle	<div style="display: flex; justify-content: space-between; font-size: small;"> <span><input type="checkbox"/> V/f</span> <span><input type="checkbox"/> PGV/f</span> <span><input type="checkbox"/> SLV</span> <span><input type="checkbox"/> PGV</span> <span><input type="checkbox"/> PMSLV</span> <span><input type="checkbox"/> PMPGV</span> <span><input type="checkbox"/> TRQ</span> </div> 0: 1 ms 1: 2 ms 2: 5 ms 3: 10 ms 4: 20 ms 5: 50 ms 6: 100ms 7: 200 ms 8: 500 us	Y		0	
K53	CH4 operation selection	<div style="display: flex; justify-content: space-between; font-size: small;"> <span><input type="checkbox"/> V/f</span> <span><input type="checkbox"/> PGV/f</span> <span><input type="checkbox"/> SLV</span> <span><input type="checkbox"/> PGV</span> <span><input type="checkbox"/> PMSLV</span> <span><input type="checkbox"/> PMPGV</span> <span><input type="checkbox"/> TRQ</span> </div> 0: Analog signal 1: Digital signal	Y		0	
K54	Analog Ch1 source selection	<div style="display: flex; justify-content: space-between; font-size: small;"> <span><input type="checkbox"/> V/f</span> <span><input type="checkbox"/> PGV/f</span> <span><input type="checkbox"/> SLV</span> <span><input type="checkbox"/> PGV</span> <span><input type="checkbox"/> PMSLV</span> <span><input type="checkbox"/> PMPGV</span> <span><input type="checkbox"/> TRQ</span> </div> 0000 to FFFF (hexadecimal format)	Y		2907	
K55	Analog Ch2 source selection				290B	
K56	Analog Ch3 source selection				0815	
K57	Analog Ch4 source selection				FFFF	
K58	Digital Ch1 source selection				<div style="display: flex; justify-content: space-between; font-size: small;"> <span><input type="checkbox"/> V/f</span> <span><input type="checkbox"/> PGV/f</span> <span><input type="checkbox"/> SLV</span> <span><input type="checkbox"/> PGV</span> <span><input type="checkbox"/> PMSLV</span> <span><input type="checkbox"/> PMPGV</span> <span><input type="checkbox"/> TRQ</span> </div> 0000 to 00FF (hexadecimal format)	Y
K59	Digital Ch2 source selection		Y		0081	
K60	Digital Ch3 source selection				0082	
K61	Digital Ch4 source selection				0083	
K62	Digital Ch5 source selection				0084	
K63	Digital Ch6 source selection				00FF	
K64	Digital Ch7 source selection				00FF	
K65	Digital Ch8 source selection				00FF	
K91	(< key shortcut selection)				<div style="display: flex; justify-content: space-between; font-size: small;"> <span><input type="checkbox"/> V/f</span> <span><input type="checkbox"/> PGV/f</span> <span><input type="checkbox"/> SLV</span> <span><input type="checkbox"/> PGV</span> <span><input type="checkbox"/> PMSLV</span> <span><input type="checkbox"/> PMPGV</span> <span><input type="checkbox"/> TRQ</span> </div>	Y
K92	(> key shortcut selection)	0: Disable 11 to 99: Respective mode	Y	Y	64	-
K96	TP-G1 compatibility mode	<div style="display: flex; justify-content: space-between; font-size: small;"> <span><input type="checkbox"/> V/f</span> <span><input type="checkbox"/> PGV/f</span> <span><input type="checkbox"/> SLV</span> <span><input type="checkbox"/> PGV</span> <span><input type="checkbox"/> PMSLV</span> <span><input type="checkbox"/> PMPGV</span> <span><input type="checkbox"/> TRQ</span> </div> 0: G1 1: GX1	Y		0	

Keypad function k code is used when the multi-function keypad (TP-A2SW) is connected. For details on K codes, refer to the instruction manual for the multi-function keypad.



Table 5.2-1 Factory default settings by inverter capacity

Fuji standard motors, 8-series

Inverter capacity [kW]	Torque boost 1 to 4 F09/A05/b05/r05		Restart mode after momentary power failure H13	Inverter capacity [kW]	Torque boost 1 to 4 F09/A05/b05/r05		Restart mode after momentary power failure H13
	HD	LD			HD	LD	
0.4	7.1		0.5	55	0.0		1.5
0.75	6.8			75			
1.5				90			
2.2				110			
3.7				5.5			132
5.5	4.9	160					
7.5	4.4	200		1.0			2.5
11	3.5	220					
15	2.8	280					
18.5	2.2		315				4.0
22			355				
30	0.0		400				5.0
37			500				
45			630	1.5			

Fuji premium efficiency motors

Inverter capacity [kW]	Torque boost 1 to 4 F09/A05/b05/r05		Restart mode after momentary power failure H13	Inverter capacity [kW]	Torque boost 1 to 4 F09/A05/b05/r05		Restart mode after momentary power failure (restart timer) H13
	HD	LD			HD	LD	
0.4	7.1	7.1	0.5	55	0.0		1.5
0.75	3.8	3.2		75			
1.5	3.0	2.4		90			
2.2	2.5	2.1		110			
3.7	2.4	2.0		132			2.0
5.5	1.9	1.9		160			
7.5	1, 8	1, 8		200			1.0
11	1.3	1.3	220				
15	1.2	1.2	280				
18.5	0.9	0.9	315	4.0			
22	0.9	0.9	355				
30	0.0		400	5.0			
37			500				
45			630				1.5

Table 5-2-2 Motor constants

**[ 1 ] When Fuji standard motor 8-series, or other motors are selected by motor selection (Function code P99/A39/b39/r39 = 0 or 4) Three-phase 200V series**

Motor rated capacity setting range (kW)	Applicable motor capacity (kW)	Rated current (A)	No-load Current (A)	%R1 (%)	%X (%)	Rated slip	Iron loss factor 1	Magnetic saturation factor 1	Magnetic saturation factor 2	Magnetic saturation factor 3	Magnetic saturation factor 4	Magnetic saturation factor 5	Magnetic saturation expansion coefficient a	Magnetic saturation expansion coefficient b	Magnetic saturation expansion coefficient c	Torque current for vector control	Induced voltage factor for vector control	For adjustment by manufacturer	Starting characteristic (Auto search delay time 2)
P02/A16 b16/r16		P03/A17 b17/r17	P06/A20 b20/r20	P07/A21 b21/r21	P08/A22 b22/r22	P12/A26 b26/r26	P13/A27 b27/r27	P16/A30 b30/r30	P17/A31 b31/r31	P18/A32 b32/r32	P19/A33 b33/r33	P20/A34 b34/r34	P21/A35 b35/r35	P22/A36 b36/r36	P23/A37 b37/r37	P55/A55 b55/r55	P56/A56 b56/r56	P57/A57 b57/r57	H46
0.01-0.09	0.06	0.44	0.4	13.79	11.75	1.77	14	93.8	87.5	75	62.5	50	106.3	112.5	118.8	0.2	85	0.027	0.5
0.10-0.19	0.1	0.68	0.55	12.96	12.67	1.77	14	93.3	86.1	74.4	63.6	50.7	108.8	118.7	129.6	0.34		0.024	
0.20-0.39	0.2	1.3	1.06	12.95	12.92	2.33	12.6	89.7	81.9	66.9	54.5	43.3	111.0	129.3	148.4	0.68		0.023	
0.40-0.74	0.4	2.3	1.66	10.2	13.66	2.4	9.88	88.7	81.3	67	55.2	43.8	112.1	126.5	144.3	1.36		0.027	
0.75-1.49	0.75	3.6	2.3	8.67	10.76	2.33	7.4	88.3	77.7	62.6	51.8	41.1	112.4	129.2	148.4	2.55		0.033	
1.50-2.19	1.5	6.1	3.01	6.55	11.21	2	5.85	92.1	82.8	71.1	58.1	46.2	111.4	126.1	143.9	5.09		0.061	
2.20-3.69	2.2	9.2	4.85	6.48	10.97	1.8	5.91	85.1	74.6	61.7	50.3	39.8	115.7	133.5	150.6	7.47		0.051	0.6
3.70-5.49	3.7	15	7.67	5.79	11.25	1.93	5.24	86	76.9	61.3	49.5	39.1	115.6	133.2	154.1	12.57		0.063	0.8
5.50-7.49	5.5	22.5	11.00	5.28	14.31	1.4	4.75	88.6	79.2	64.9	52.7	41.8	114.3	133.1	155.6	18.68		0.082	1.0
7.50-10.99	7.5	29	12.5	4.5	14.68	1.57	4.03	87.7	80	67.1	56.1	45.6	111.7	128.4	149.2	25.47		0.095	1.2
11.00-14.99	11	42	17.7	3.78	15.09	1.07	3.92	91.3	83.3	69.9	58	47	114.1	130.2	147.9	37.36	0.133	1.3	
15.00-18.49	15	55	20	3.25	16.37	1.13	3.32	90.5	83.5	72.1	60.7	49.5	109	121.3	137.8	50.94	0.151	2.0	
18.50-21.99	18.5	67	21.40	2.92	16.58	0.87	3.34	90.7	83	70.7	59.9	48.7	112.1	127.9	147.5	62.83	0.22		
22.00-29.99	22	78	25.1	2.7	16	0.9	3.28	89.7	81.3	68.9	59.1	48.4	114.1	130.2	151.8	74.72	0.228	2.3	
30.00-36.99	30	107	38.9	2.64	14.96	0.8	3.1	90.2	81.6	68.7	57.2	45.8	114.8	132.3	153.9	101.9	0.202		
37.00-44.99	37	130	41.50	2.76	16.41	0.8	2.3	88.7	78.9	65.4	54.2	43.4	112.2	126.4	143.6	125.7	0.25	2.5	
45.00-54.99	45	156	47.5	2.53	16.16	0.8	2.18	89	79.7	66.8	55.4	44.4	112.3	126	141.8	152.8	0.272		
55.00-74.99	55	190	58.6	2.35	16.2	0.94	2.45	89.2	79.3	64.7	53.6	43.1	117.2	136.2	157.8	186.8	0.267	2.6	
75.00-89.99	75	260	83.2	1.98	16.89	0.8	2.33	88.1	78	64.3	54.2	42.9	114.9	129.8	144.6	254.7	0.292	2.8	
90.00-109.9	90	310	99.2	1.73	16.03	0.8	2.31	88.8	79	65	54	44	115	130	145	305.7	0.31	3.2	
110.0 to	110	376	91.20	1.99	20.86	0.66	1.73	90.5	82.6	70.7	58.7	47.8	112.2	126.1	142.4	373.6	0.378	3.5	

Motor rated capacity setting range (kW)	Applicable motor capacity (kW)	Rated current (A)	No-load Current (A)	%R1 (%)	%X (%)	Rated slip	Iron loss factor 1	Magnetic saturation factor 1	Magnetic saturation factor 2	Magnetic saturation factor 3	Magnetic saturation factor 4	Magnetic saturation factor 5	Magnetic saturation expansion coefficient a	Magnetic saturation expansion coefficient b	Magnetic saturation expansion coefficient c	Torque current for vector control	Induced voltage factor for vector control	For adjustment by manufacturer	Starting characteristic (Auto search delay time 2)
P02/A16 b16/r16		P03/A17 b17/r17	P06/A20 b20/r20	P07/A21 b21/r21	P08/A22 b22/r22	P12/A26 b26/r26	P13/A27 b27/r27	P16/A30 b30/r30	P17/A31 b31/r31	P18/A32 b32/r32	P19/A33 b33/r33	P20/A34 b34/r34	P21/A35 b35/r35	P22/A36 b36/r36	P23/A37 b37/r37	P55/A55 b55/r55	P56/A56 b56/r56	P57/A57 b57/r57	H46
0.01 to 0.09	0.06	0.22	0.20	13.79	11.75	1.77	14.00	93.8	87.5	75.0	62.5	50.0	106.3	112.5	118.8	0.10	85	0.027	0.5
0.10 to 0.19	0.1	0.35	0.27	12.96	12.67	1.77	14.00	93.3	86.1	74.4	63.6	50.7	108.8	118.7	129.6	0.17		0.024	
0.20 to 0.39	0.2	0.65	0.53	12.95	12.92	2.33	12.60	89.7	81.9	66.9	54.5	43.3	111.0	129.3	148.4	0.34		0.023	
0.40 to 0.74	0.4	1.15	0.83	10.20	13.66	2.40	9.88	88.7	81.3	67.0	55.2	43.8	112.1	126.5	144.3	0.68		0.027	
0.75 to 1.49	0.75	1.80	1.15	8.67	10.76	2.33	7.40	88.3	77.7	62.6	51.8	41.1	112.4	129.2	148.4	1.27		0.033	
1.50 to 2.19	1.5	3.10	1.51	6.55	11.21	2.00	5.85	92.1	82.8	71.1	58.1	46.2	111.4	126.1	143.9	2.55		0.061	
2.20 to 3.69	2.2	4.60	2.43	6.48	10.97	1.80	5.91	85.1	74.6	61.7	50.3	39.8	115.7	133.5	150.6	3.74		0.051	0.6
3.70 to 5.49	3.7	7.50	3.84	5.79	11.25	1.93	5.24	86.0	76.9	61.3	49.5	39.1	115.6	133.2	154.1	6.28		0.063	0.8
5.50 to 7.49	5.5	11.50	5.50	5.28	14.31	1.40	4.75	88.6	79.2	64.9	52.7	41.8	114.3	133.1	155.6	9.34		0.082	1.0
7.50 to 10.99	7.5	14.50	6.25	4.50	14.68	1.57	4.03	87.7	80.0	67.1	56.1	45.6	111.7	128.4	149.2	12.74		0.095	1.2
11.00 to 14.99	11	21.00	8.85	3.78	15.09	1.07	3.92	91.3	83.3	69.9	58.0	47.0	114.1	130.2	147.9	18.68		0.133	1.3
15.00 to 18.49	15	27.50	10.00	3.25	16.37	1.13	3.32	90.5	83.5	72.1	60.7	49.5	109.0	121.3	137.8	25.47		0.151	2.0
18.50 to 21.99	18.5	34.00	10.70	2.92	16.58	0.87	3.34	90.7	83.0	70.7	59.9	48.7	112.1	127.9	147.5	31.41		0.22	
22.00 to 29.99	22	39.00	12.60	2.70	16.00	0.90	3.28	89.7	81.3	68.9	59.1	48.4	114.1	130.2	151.8	37.36		0.228	
30.00 to 36.99	30	54.00	19.50	2.64	14.96	0.80	3.10	90.2	81.6	68.7	57.2	45.8	114.8	132.3	153.9	50.94		0.202	
37.00 to 44.99	37	65.00	20.80	2.76	16.41	0.80	2.30	88.7	78.9	65.4	54.2	43.4	112.2	126.4	143.6	62.83	0.25		
45.00 to 54.99	45	78.00	23.80	2.53	16.16	0.80	2.18	89.0	79.7	66.8	55.4	44.4	112.3	126.0	141.8	76.41	0.272	2.5	
55.00 to 74.99	55	95.00	29.30	2.35	16.20	0.94	2.45	89.2	79.3	64.7	53.6	43.1	117.2	136.2	157.8	93.39	0.267	2.6	
75.00 to 89.99	75	130.0	41.60	1.98	16.89	0.80	2.33	88.1	78.0	64.3	54.2	42.9	114.9	129.8	144.6	127.4	0.292	2.8	
90.00 to 109.9	90	155.0	49.60	1.73	16.03	0.80	2.31	88.8	79.0	65.0	54.0	44.0	115.0	130.0	145.0	152.8	0.31	3.2	
110.0 to 131.9	110	188.0	45.60	1.99	20.86	0.66	1.73	90.5	82.6	70.7	58.7	47.8	112.2	126.1	142.4	186.8	0.378	3.5	
132.0 to 159.9	132	224.0	57.60	1.75	18.90	0.66	1.80	90.3	81.9	69.8	57.8	46.6	112.9	127.6	144.8	211.7	0.394	4.1	
160.0 to 199.9	160	272.0	64.50	1.68	19.73	0.66	1.50	92.2	84.8	71.1	58.6	46.9	114.6	130.5	148.0	256.6	0.482	4.5	
200.0 to 219.9	200	335.0	71.50	1.57	20.02	0.66	1.36	91.9	85.5	72.3	60.0	47.6	109.8	122.7	136.4	320.8	0.534	4.7	
220.0 to 249.9	220	365.0	71.80	1.60	20.90	0.58	1.25	93.1	86.1	72.9	60.8	48.6	108.7	118.8	130.9	352.8	0.561		
250.0 to 279.9	250	415.0	87.90	1.39	18.88	0.54	1.33	92.2	84.9	72.7	60.5	109.9	122.2	137.8	400.9	0.571	5.0		
280.0 to 314.9	280	462.0	93.70	1.36	19.18		1.27	92.7	85.6	72.9	60.9		48.9	109.3	120.2	133.5	449.1		0.589
315.0 to 354.9	315	520.0	120.0	0.84	16.68	0.45	1.81					505.2					0.862		5.6
355.0 to 399.9	355	580.0	132.0	0.83	16.40	0.43	1.77	569.3	0.891	7.5									
400.0 to 449.9	400	670.0	200.0	0.62	15.67	0.29	1.58	641.5	0.683		9.8								
450.0 to 499.9	450	770.0	270.0	0.48	13.03	0.23	1.84	721.7	0.694	10.5									
500.0 to 559.9	500	835.0		0.51	12.38	0.18	1.80	801.9	1.393										
560.0 to 629.9	560	940.0	0.57	13.94	0.20	1.61	898.1	1.395											
630.0 to 709.9	630	1050.0	355.0	0.46	11.77	0.17	1.29	1010	1.560										
710.0 to	710	1150.0	290.0	0.54	14.62	0.21	0.97	1139											

## [ 2 ] When Fuji standard motor 6-series is selected by motor selection

(Function code P99/A39/b39/r39 = 3)

## ■ Three-phase 200V series

Motor rated capacity setting range (kW)	Applicable motor capacity (kW)	Rated current (A)	No-load Current (A)	%R1 (%)	%X (%)	Rated slip	Iron loss factor 1	Magnetic saturation factor 1	Magnetic saturation factor 2	Magnetic saturation factor 3	Magnetic saturation factor 4	Magnetic saturation factor 5	Magnetic saturation expansion coefficient a	Magnetic saturation expansion coefficient b	Magnetic saturation expansion coefficient c	Torque current for vector control	Induced voltage factor for vector control	For adjustment by manufacturer	Starting characteristic (Auto search delay time 2)
P02/A16 b16/r16		P03/A17 b17/r17	P06/A20 b20/r20	P07/A21 b21/r21	P08/A22 b22/r22	P12/A26 b26/r26	P13/A27 b27/r27	P16/A30 b30/r30	P17/A31 b31/r31	P18/A32 b32/r32	P19/A33 b33/r33	P20/A34 b34/r34	P21/A35 b35/r35	P22/A36 b36/r36	P23/A37 b37/r37	P55/A55 b55/r55	P56/A56 b56/r56	P57/A57 b57/r57	H46
0.01 to 0.09	0.06	0.44	0.40	13.79	11.75	1.77	14.00	93.8	87.5	75.0	62.5	50.0	106.3	112.5	118.8	0.20	85	0.027	0.5
0.10 to 0.19	0.1	0.68	0.55	12.96	12.67	1.77	14.00	93.3	86.1	74.4	63.6	50.7	108.8	118.7	129.6	0.34		0.024	
0.20 to 0.39	0.2	1.30	1.00	12.61	13.63	2.33	12.60	90.0	81.3	67.9	56.6	45.0	112.4	126.6	145.1	0.68		0.026	
0.40 to 0.74	0.4	2.30	1.56	10.20	14.91	2.40	9.88	88.7	81.3	67.0	55.2	43.8	112.1	126.5	144.3	1.36		0.029	
0.75 to 1.49	0.75	3.60	2.35	8.67	10.66	2.33	7.40	88.3	77.7	62.6	51.8	41.1	112.4	129.2	148.4	2.55		0.032	
1.50 to 2.19	1.5	6.10	3.00	6.55	11.26	2.00	5.85	92.1	82.8	71.1	58.1	46.2	111.4	126.1	143.9	5.09		0.061	
2.20 to 3.69	2.2	9.20	4.85	6.48	10.97	1.80	5.91	85.1	74.6	61.7	50.3	39.8	115.7	133.5	150.6	7.47		0.051	0.6
3.70 to 5.49	3.7	15.00	7.70	5.79	11.22	1.93	5.24	86.0	76.9	61.3	49.5	39.1	115.6	133.2	154.1	12.57		0.063	0.8
5.50 to 7.49	5.5	22.00	10.70	5.09	13.66	1.40	4.75	87.2	78.2	65.5	54.2	44.1	111.7	129.1	150.9	18.68		0.088	10
7.50 to 10.99	7.5	29.00	12.50	4.50	14.70	1.57	4.03	87.7	80.0	67.1	56.1	45.6	1117	128.4	149.2	25.47		0.095	1.2
11.00 to 14.99	11	42.00	17.60	3.78	15.12	1.07	3.92	91.3	83.3	69.9	58.0	47.0	114.1	130.2	147.9	37.36		0.132	13
15.00 to 18.49	15	55.00	20.00	3.24	16.37	1.13	3.32	90.5	83.5	72.1	60.7	49.5	109.0	121.3	137.8	50.94		0.151	2.0
18.50 to 21.99	18.5	67.00	21.90	2.90	17.00	0.87	3.34	90.7	83.0	70.7	59.9	48.7	112.1	127.9	147.5	62.83		0.243	
22.00 to 29.99	22	78.00	25.10	2.70	16.05	0.90	3.28	89.7	81.3	68.9	59.1	48.4	114.1	130.2	151.8	74.72		0.228	
30.00 to 36.99	30	107.0	38.90	2.69	15.00	0.80	3.10	90.2	81.6	68.7	57.2	45.8	114.8	132.3	153.9	101.9		0.202	2.3
37.00 to 44.99	37	130.0	41.50	2.76	16.42	0.80	2.30	88.7	78.9	65.4	54.2	43.4	112.2	126.4	143.6	125.7	0.25	2.5	
45.00 to 54.99	45	156.0	47.50	2.53	16.16	0.80	2.18	89.0	79.7	66.8	55.4	44.4	112.3	126.0	141.8	152.8	0.272		
55.00 to 74.99	55	190.0	58.60	2.35	16.20	0.94	2.45	89.2	79.3	64.7	53.6	43.1	117.2	136.2	157.8	186.8	0.267	2.6	
75.00 to 89.99	75	260.0	83.20	1.98	16.89	0.80	2.33	88.1	78.0	64.3	54.2	42.9	114.9	129.8	144.6	254.7	0.292	2.8	
90.00 to 109.9	90	310.0	99.20	1.73	16.03	0.80	2.31	88.8	79.0	65.0	54.0	44.0	115.0	130.0	145.0	305.7	0.31	3.2	
110.0 to	110	376.0	91.20	1.99	20.86	0.66	1.73	90.5	82.6	70.7	58.7	47.8	112.2	126.1	142.4	373.6	0.378	3.5	

Motor rated capacity setting range (kW)	Applicable motor capacity (kW)	Rated current (A)	No-load Current (A)	%R1 (%)	%X (%)	Rated slip	Iron loss factor 1	Magnetic saturation factor 1	Magnetic saturation factor 2	Magnetic saturation factor 3	Magnetic saturation factor 4	Magnetic saturation factor 5	Magnetic saturation expansion coefficient a	Magnetic saturation expansion coefficient b	Magnetic saturation expansion coefficient c	Torque current for vector control	Induced voltage factor for vector control	For adjustment by manufacturer	Starting characteristic (Auto search delay time 2)
P02/A16 b16/r16		P03/A17 b17/r17	P06/A20 b20/r20	P07/A21 b21/r21	P08/A22 b22/r22	P12/A26 b26/r26	P13/A27 b27/r27	P16/A30 b30/r30	P17/A31 b31/r31	P18/A32 b32/r32	P19/A33 b33/r33	P20/A34 b34/r34	P21/A35 b35/r35	P22/A36 b36/r36	P23/A37 b37/r37	P55/A55 b55/r55	P56/A56 b56/r56	P57/A57 b57/r57	H46
0.01 to 0.09	0.06	0.22	0.20	13.79	11.75	1.77	14.00	93.8	87.5	75.0	62.5	50.0	106.3	112.5	118.8	0.10	85	0.027	0.5
0.10 to 0.19	0.1	0.35	0.27	12.96	12.67	1.77	14.00	93.3	86.1	74.4	63.6	50.7	108.8	118.7	129.6	0.17		0.024	
0.20 to 0.39	0.2	0.65	0.50	12.61	113.63	2.33	12.60	90.0	81.3	67.9	56.6	45.0	112.4	126.6	145.1	0.34		0.026	
0.40 to 0.74	0.4	1.20	0.78	10.20	14.91	2.40	9.88	88.7	81.3	67.0	55.2	43.8	112.1	126.5	144.3	0.68		0.029	
0.75 to 1.49	0.75	1.80	1.18	8.67	10.66	2.33	7.40	88.3	77.7	62.6	51.8	41.1	112.4	129.2	148.4	1.27		0.032	
1.50 to 2.19	1.5	3.10	1.50	6.55	11.26	2.00	5.85	92.1	82.8	71.1	58.1	46.2	111.4	126.1	143.9	2.55		0.061	
2.20 to 3.69	2.2	4.60	2.43	6.48	10.97	1.80	5.91	85.1	74.6	61.7	50.3	39.8	115.7	133.5	150.6	3.74		0.051	
3.70 to 5.49	3.7	7.50	3.85	5.79	11.22	1.93	5.24	86.0	76.9	61.3	49.5	39.1	115.6	133.2	154.1	6.28		0.063	
5.50 to 7.49	5.5	11.00	5.35	5.09	13.65	1.40	4.75	87.2	78.2	65.5	54.2	44.1	111.7	129.1	150.9	9.34		0.088	
7.50 to 10.99	7.5	14.50	6.25	4.50	14.70	1.57	4.03	87.7	80.0	67.1	56.1	45.6	111.7	128.4	149.2	12.74		0.095	
11.00 to 14.99	11	21.00	8.80	3.78	15.12	1.07	3.92	91.3	83.3	69.9	58.0	47.0	114.1	130.2	147.9	18.68		0.132	
15.00 to 18.49	15	27.50	10.00	3.24	16.37	1.13	3.32	90.5	83.5	72.1	60.7	49.5	109.0	121.3	137.8	25.47		0.151	
18.50 to 21.99	18.5	34.00	11.00	2.90	17.00	0.87	3.34	90.7	83.0	70.7	59.9	48.7	112.1	127.9	147.5	31.41		0.243	
22.00 to 29.99	22	39.00	12.60	2.70	16.05	0.90	3.28	89.7	81.3	68.9	59.1	48.4	114.1	130.2	151.8	37.36		0.228	
30.00 to 36.99	30	54.00	19.50	2.69	15.00	0.80	3.10	90.2	81.6	68.7	57.2	45.8	114.8	132.3	153.9	50.94		0.202	
37.00 to 44.99	37	65.00	20.80	2.76	16.42	0.80	2.30	88.7	78.9	65.4	54.2	43.4	112.2	126.4	143.6	62.83	0.25		
45.00 to 54.99	45	78.00	23.80	2.53	16.16	0.80	2.18	89.0	79.7	66.8	55.4	44.4	112.3	126.0	141.8	76.41	0.272		
55.00 to 74.99	55	95.00	29.30	2.35	16.20	0.94	2.45	89.2	79.3	64.7	53.6	43.1	117.2	136.2	157.8	93.39	0.267		
75.00 to 89.99	75	130.0	41.60	1.98	16.89	0.80	2.33	88.1	78.0	64.3	54.2	42.9	114.9	129.8	144.6	127.4	0.292		
90.00 to 109.9	90	155.0	49.60	1.73	16.03	0.80	2.31	88.8	79.0	65.0	54.0	44.0	115.0	130.0	145.0	152.8	0.31		
110.0 to 131.9	110	188.0	45.60	1.99	20.86	0.66	1.73	90.5	82.6	70.7	58.7	47.8	112.2	126.1	142.4	186.8	0.378		
132.0 to 159.9	132	224.0	57.60	1.75	18.90	0.66	1.80	90.3	81.9	69.8	57.8	46.6	112.9	127.6	144.8	211.7	0.394		
160.0 to 199.9	160	272.0	64.50	1.68	19.73	0.66	1.50	92.2	84.8	71.1	58.6	46.9	114.6	130.5	148.0	256.6	0.482		
200.0 to 219.9	200	335.0	71.50	1.57	20.02	0.66	1.36	91.9	85.5	72.3	60.0	47.6	109.8	122.7	136.4	320.8	0.534		
220.0 to 249.9	220	365.0	71.80	1.60	20.90	0.58	1.25	93.1	86.1	72.9	60.8	48.6	108.7	118.8	130.9	352.8	0.561		
250.0 to 279.9	250	415.0	87.90	1.39	18.88	0.54	1.33	92.2	84.9	72.7	60.5		109.9	122.2	137.8	400.9	0.571		
280.0 to 314.9	280	462.0	93.70	1.36	19.18	0.54	1.27									449.1	0.589		
315.0 to 354.9	315	520.0	120.0	0.84	16.68	0.45	1.81									505.2	0.862		
355.0 to 399.9	355	580.0	132.0	0.83	16.40	0.43	1.77									569.3	0.891		
400.0 to 449.9	400	670.0	200.0	0.62	15.67	0.29	1.58									641.5	0.683		
450.0 to 499.9	450	770.0		0.48	13.03	0.23	1.84	92.7	85.6	72.9	60.9	48.9	109.3	120.2	133.5	721.7	0.694		
500.0 to 559.9	500	835.0	270.0	0.51	12.38	0.18	1.80									801.9	1.393	9.8	
560.0 to 629.9	560	940.0		0.57	13.94	0.20	1.61									898.1			
630.0 to 709.9	630	1050.0	355.0	0.46	11.77	0.17	1.29									1010	1.395	10.5	
710.0 to	710	1150.0	290.0	0.54	14.62	0.21	0.97									1139	1.560		

[ 3 ] When dedicated Fuji motor for vector control is selected by motor selection  
(Function code P99/A39/b39/r39 = 2)

■ 200V series

Motor rated capacity setting range (kW)	Applicable motor capacity (kW)	Base frequency voltage	Rated current (A)	No-load current (A)	%R1 (%)	%X (%)	Slip compensation gain (for braking)	Rated slip	Iron loss factor 1	Iron loss factor 2	Iron loss factor 3	Magnetic saturation factor 1	Magnetic saturation factor 2	Magnetic saturation factor 3	Magnetic saturation factor 4	Magnetic saturation factor 5	Magnetic saturation expansion coefficient a	Magnetic saturation expansion coefficient b	Magnetic saturation expansion coefficient c	Torque current for vector control	Induced voltage factor for vector control	For adjustment by manufacturer	Starting characteristic (Auto search delay time 2)
P02/A16 b16/r16		F05	P03/A17 b17/r17	P06/A20 b20/r20	P07/A21 b21/r21	P08/A22 b22/r22	P11/A25 b25/r25	P12/A26 b26/r26	P13/A27 b27/r27	P14/A28 b28/r28	P15/A29 b29/r29	P16/A30 b30/r30	P17/A31 b31/r31	P18/A32 b32/r32	P19/A33 b33/r33	P20/A34 b34/r34	P21/A35 b35/r35	P22/A36 b36/r36	P23/A37 b37/r37	P55/A55 b55/r55	P56/A56 b56/r56	P57/A57 b57/r57	H46
0.01 to 0.09	0.06	200	0.44	0.40	13.79	11.75	100.0	1.77	14.00	0.00	0.00	93.8	87.5	75.0	62.5	50.0	106.3	112.5	118.8	0.20	85	0.027	0.5
0.10 to 0.19	0.1	200	0.68	0.55	12.96	12.67		1.77	14.00			93.3	86.1	74.4	63.6	50.7	108.8	118.7	129.6	0.34		0.024	
0.20 to 0.39	0.2	200	1.30	1.06	12.95	12.92		2.33	12.60			89.7	81.9	66.9	54.5	43.3	111.0	29.3	148.4	0.68		0.023	
0.40 to 0.74	0.4	200	2.30	1.66	10.20	13.66		2.40	9.88			88.7	81.3	67.0	55.2	43.8	112.1	126.5	144.3	1.36		0.027	
0.75 to 1.49	0.75	188	4.30	3.21	4.34	9.07	89.8	1.32	7.60	7.60	10.00	93.0	85.8	72.6	60.0	47.6	109.6	121.4	136.2	2.92	79	0.054	0.6
1.50 to 2.19	1.5	188	7.00	3.21	7.06	14.76	89.8	2.64	3.80	3.80	5.00	93.0	85.8	72.6	60.0	47.6	109.6	121.4	136.2	5.83	79	0.054	
2.20 to 3.69	2.2	188	11.00	3.81	8.27	12.95	116.7	2.62	3.00	4.00	1.00	85.2	73.7	59.1	47.6	37.4	112.3	131.1	150.0	9.75	74	0.026	0.8
3.70 to 5.49	3.7	188	18.00	8.11	6.86	12.69	94.8	2.50	3.00	2.95	2.50	88.4	80.1	66.4	54.1	43.0	113.1	130.9	158.0	15.69	78	0.042	
5.50 to 7.49	5.5	188	30.0	12.98	6.05	13.44	96.6	1.49	3.00	2.50	3.00	88.3	79.5	66.0	54.1	43.0	114.0	132.0	155.1	21.92	79	0.045	1.0
7.50 to 10.99	7.5	188	37.0	15.62	6.70	12.45	105.6	1.77	2.32	1.76	3.00	85.3	70.7	53.8	43.7	34.4	117.6	140.7	176.4	30.66	82	0.035	
11.00 to 14.99	11	188	50.0	24.79	4.26	11.64	83.4	0.99	4.53	1.88	0.22	84.9	75.0	61.6	50.0	39.4	115.0	137.9	171.9	40.30	93	0.044	1.3
15.00 to 18.49	15	188	65.0	26.99	4.47	12.25	100.0	1.07	0.00	1.50	1.00	88.7	80.7	67.2	55.2	44.0	110.4	125.0	142.7	53.96	85	0.067	
18.50 to 21.99	18.5	188	74.0	30.58	3.22	10.68	99.7	0.93	3.50	0.50	0.50	90.7	83.2	69.5	56.8	44.4	110.0	121.4	139.6	72.83	85	0.12	2.0
22.00 to 29.99	22	188	90.0	34.17	3.59	11.78	141.1	0.61	1.30	0.77	2.00	91.1	83.2	69.1	56.8	44.6	114.2	134.2	159.7	83.43	85	0.194	
30.00 to 36.99	30	188	116.0	53.42	2.53	12.13	106.9	0.61	2.50	3.50	5.00	84.4	74.0	59.5	48.9	38.0	119.5	146.7	183.4	108.1	88	0.193	2.3
37.00 to 44.99	37	188	143.0	60.09	2.47	14.69	107.8	0.50	1.80	3.00	5.00	85.4	75.7	62.3	50.5	39.9	120.1	147.3	186.4	133.2	89	0.092	
45.00 to 54.99	45	188	170.0	56.71	2.73	15.26	95.1	0.95	1.00	0.00	0.15	89.2	81.6	67.6	56.2	43.4	112.7	133.2	163.3	169.7	87	0.148	2.5
55.00 to 74.99	55	185	216.0	66.22	2.08	12.36	95.8	0.62	3.00	0.83	0.21	91.5	83.8	70.6	57.8	45.6	109.8	122.8	146.2	197.9	91	0.272	
75.00 to 89.99	75	183	276.0	99.34	1.70	15.29	104.2	0.64	2.00	2.00	0.00	90.4	83.0	68.4	57.4	46.4	110.1	121.4	135.8	261.6	90	0.278	2.8
90.00 to 109.9	90	183	345.0	89.30	2.28	20.12	81.6	0.67	0.00	5.00	0.00	91.1	85.1	70.9	59.2	48.7	109.8	121.7	137.6	332.3	99	0.275	

Motor rated capacity setting range (kW)	Applicable motor capacity (kW)	Base Frequency voltage	Rated current (A)	No-load Current (A)	%R1 (%)	%X (%)	Slip compensation gain (for braking)	Rated slip	Iron loss factor 1	Iron loss factor 2	Iron loss factor 3	Magnetic saturation factor 1	Magnetic saturation factor 2	Magnetic saturation factor 3	Magnetic saturation factor 4	Magnetic saturation factor 5	Magnetic saturation expansion coefficient a	Magnetic saturation expansion coefficient b	Magnetic saturation expansion coefficient c	Torque current for vector control	Induced voltage factor for vector control	For adjustment by manufacturer	Starting characteristic (Auto search delay time 2)
P02/A16 b16/r16		F05	P03/A17 b17/r17	P06/A20 b20/r20	P07/A21 b21/r21	P08/A22 b22/r22	P11/A25 b25/r25	P12/A26 b26/r26	P13/A27 b27/r27	P14/A28 b28/r28	P15/A29 b29/r29	P16/A30 b30/r30	P17/A31 b31/r31	P18/A32 b32/r32	P19/A33 b33/r33	P20/A34 b34/r34	P21/A35 b35/r35	P22/A36 b36/r36	P23/A37 b37/r37	P55/A55 b55/r55	P56/A56 b56/r56	P57/A57 b57/r57	H46
0.01 to 0.09	0.06	40G	0.22	0.20	13.79	11.75	100.0	1.77	14.00	0.00	0.00	93.8	87.5	75.0	62.5	50.0	106.3	112.5	118.8	0.10	85	0.027	0.5
0.10 to 0.19	0.1	40G	0.35	0.27	12.96	12.67		1.77	14.00	0.00	0.00	93.3	86.1	74.4	63.6	50.7	108.8	118.7	129.6	0.17		0.024	
0.20 to 0.39	0.2	40G	0.65	0.53	12.95	12.92		2.33	12.60	0.00	0.00	89.7	81.9	66.9	54.5	43.3	111.0	129.3	148.4	0.34		0.023	
0.40 to 0.74	0.4	40G	1.15	0.83	10.20	13.66		2.40	9.88	0.00	0.00	88.7	81.3	67.0	55.2	43.8	112.1	126.5	144.3	0.68		0.027	
0.75 to 1.49	0.75	40G	1.80	1.15	8.67	10.76		2.33	7.40	0.00	0.00	88.3	77.7	62.6	51.8	41.1	112.4	129.2	148.4	1.27		0.033	
1.50 to 2.19	1.5	40G	3.10	1.51	6.55	11.21		2.00	5.85	0.00	0.00	92.1	82.8	71.1	58.1	46.2	111.4	126.1	143.9	2.55		0.061	
2.20 to 3.69	2.2	40G	4.60	2.43	6.48	10.97		1.80	5.91	0.00	0.00	85.1	74.6	61.7	50.3	39.8	115.7	133.5	150.6	3.74		0.051	
3.70 to 5.49	3.7	376	9.00	3.93	6.86	13.94	93.2	2.51	2.35	2.55	1.20	90.5	82.4	68.7	57.0	45.3	113.1	130.9	158.0	7.78	78	0.052	0.8
5.50 to 7.49	5.5	376	15.00	7.15	5.50	12.78	104.5	1.31	2.00	5.00	7.00	88.0	79.2	65.6	53.6	42.2	114.0	132.0	155.1	10.74	80	0.039	1.0
7.50 to 10.99	7.5	376	18.50	7.81	4.37	13.72	115.1	1.47	7.61	2.00	1.00	85.9	76.9	63.4	51.6	40.5	117.6	140.7	176.4	15.33	82	0.032	1.2
11.00 to 14.99	11	376	25.00	12.39	4.27	11.67	83.4	0.99	4.53	1.88	0.22	84.9	75.0	61.6	50.0	39.4	115.0	137.9	171.9	20.15	93	0.044	1.3
15.00 to 18.49	15	376	31.70	14.47	4.48	13.69	98.4	1.29	1.00	0.50	1.00	88.7	81.7	67.2	55.2	44.0	110.4	125.0	142.7	28.63	81	0.067	2.0
18.50 to 21.99	18.5	376	37.00	14.02	2.66	12.45	100.0	0.88	1.00	3.00	3.00	92.5	84.3	70.3	57.1	45.1	110.0	121.4	139.6	36.06	85	0.148	
22.00 to 29.99	22	376	45.00	16.81	3.61	14.06	98.7	0.90	1.50	1.50	3.00	91.1	83.2	69.1	56.5	44.6	114.2	134.2	159.7	41.72	85	0.194	
30.00 to 36.99	30	376	58.00	25.74	2.55	12.16	97.3	0.67	2.50	3.50	9.50	84.4	74.0	59.5	48.9	38.0	119.5	146.7	183.4	52.52	88	0.193	
37.00 to 44.99	37	376	71.00	30.07	2.49	14.11	100.2	0.50	1.79	1.80	5.00	85.4	75.7	62.3	50.5	39.9	120.1	147.3	186.4	65.54	89	0.092	2.5
45.00 to 54.99	45	376	85.00	28.36	2.73	15.30	98.9	0.95	0.50	1.50	1.85	89.2	81.6	67.6	56.2	43.4	112.7	133.2	163.3	84.85	87	0.148	
55.00 to 74.99	55	376	108.0	33.11	2.05	12.20	95.8	0.62	3.00	0.83	0.21	91.5	83.8	70.6	57.8	45.6	109.8	122.8	146.2	98.98	89	0.266	2.6
75.00 to 89.99	75	365	138.0	49.67	1.71	15.39	104.2	0.64	2.00	2.00	0.00	90.4	83.0	68.4	57.4	46.4	110.1	121.4	135.8	130.8	90	0.314	2.8
90.00 to 109.9	90	370	173.0	44.37	2.23	18.47	94.5	0.69	0.00	2.00	0.00	90.7	83.7	69.0	57.1	44.9	109.8	121.7	137.6	164.1	94	0.311	3.2
110.0 to 131.9	110	375	206.0	53.03	2.14	16.83	108.8	0.56	0.44	0.00	0.00	90.1	82.6	67.7	56.3	44.2	109.0	119.9	133.1	195.8	93	0.412	3.5
132.0 to 159.9	132	375	248.0	62.05	1.56	17.21	110.4	0.48	0.00	0.39	0.00	90.1	81.2	67.7	56.2	45.9	112.5	125.6	148.2	237.3	90	0.438	4.1
160.0 to 199.9	160	375	297.0	70.71	1.15	17.47	100.0	0.52	0.00	0.00	0.00	91.0	84.3	71.8	59.1	47.7	108.4	120.6	136.5	286.3	88	0.474	4.5
200.0 to 219.9	200	369	369.0	107.7	1.15	14.98	93.8	0.47	0.00	2.50	0.00	93.8	87.6	74.8	60.6	48.2	108.3	117.9	131.2	341.5	93	0.447	4.7
220.0 to 244.9	220	370	409.0	98.64	1.63	14.54	102.5	0.45	1.00	1.00	0.00	95.1	88.5	75.0	63.1	51.3	108.3	118.8	130.5	385.3	98	0.468	
250.0 to 279.9	250																						
280.0 to 314.9	280																						
315.0 to 354.9	315																						
355.0 to 399.0	355																						
400.0 to 449.0	400																						
450.0 to 529.9	450																						
530.0 to	530																						

[ 4 ] When HP rating motor is selected by motor selection (Function code P99/A39/b39/r39 = 1)

■ 200V series

Motor rated capacity setting range (kW)	Applicable motor capacity (kW)	Rated current (A)	No-load Current (A)	%R1 (%)	%X (%)	Rated slip	Iron loss factor 1	Magnetic saturation factor 1	Magnetic saturation factor 2	Magnetic saturation factor 3	Magnetic saturation factor 4	Magnetic saturation factor 5	Magnetic saturation expansion coefficient a	Magnetic saturation expansion coefficient b	Magnetic saturation expansion coefficient c	Torque current for vector control	Induced voltage factor for vector control	For adjustment by manufacturer	Starting characteristic (Auto search delay time 2)
P02/A16 b16/r16		P03/A17 b17/r17	P06/A20 b20/r20	P07/A21 b21/r21	P08/A22 b22/r22	P12/A26 b26/r26	P13/A27 b27/r27	P16/A30 b30/r30	P17/A31 b31/r31	P18/A32 b32/r32	P19/A33 b33/r33	P20/A34 b34/r34	P21/A35 b35/r35	P22/A36 b36/r36	P23/A37 b37/r37	P55/A55 b55/r55	P56/A56 b56/r56	P57/A57 b57/r57	H46
0.01 to 0.11	0.1	0.44	0.40	13.79	11.75	2.50	14.00	93.8	87.5	75.0	62.5	50.0	106.3	112.5	118.8	0.21		0.027	0.5
0.12 to 0.24	0.12	0.68	0.55	12.96	12.67	2.50	14.00	93.3	86.1	74.4	63.6	50.7	108.8	118.7	129.6	0.27		0.024	
0.25 to 0.49	0.25	1.40	1.12	11.02	13.84	2.50	12.60	89.7	81.9	66.9	54.5	43.3	111.0	129.3	148.4	0.53		0.014	
0.50 to 0.99	0.5	2.00	1.22	6.15	8.80	2.50	9.88	88.7	81.3	67.0	55.2	43.8	112.1	126.5	144.3	1.09		0.019	
1.00 to 1.99	1	3.00	1.54	3.96	8.86	2.50	7.40	88.3	77.7	62.6	51.8	41.1	112.4	129.2	148.4	2.21		0.036	
2.00 to 2.99	2	5.80	2.80	4.29	7.74	2.50	5.85	92.1	82.8	71.1	58.1	46.2	111.4	126.1	143.9	4.43		0.035	0.6
3.00 to 4.99	3	7.90	3.57	3.15	20.81	1.17	5.91	85.1	74.6	61.7	50.3	39.8	115.7	133.5	150.6	6.64		0.152	
5.00 to 7.49	5	12.6	4.78	3.34	23.57	1.50	5.24	86.0	76.9	61.3	49.5	39.1	115.6	133.2	154.1	11.07		0.153	0.8
7.50 to 9.99	7.5	18.6	6.23	2.65	28.91	1.17	4.75	88.6	79.2	64.9	52.7	41.8	114.3	133.1	155.6	16.60		0.234	1.0
10.00 to 14.99	10	25.3	8.75	2.43	30.78	1.17	4.03	87.7	80.0	67.1	56.1	45.6	111.7	128.4	149.2	22.15		0.209	1.2
15.00 to 19.99	15	37.3	12.7	2.07	29.13	1.00	3.92	91.3	83.3	69.9	58.0	47.0	114.1	130.2	147.9	33.22	85	0.256	1.3
20.00 to 24.99	20	49.1	9.20	2.09	29.53	1.00	33.32	90.5	83.5	72.1	60.7	49.5	109.0	121.3	137.8	44.30		0.262	2.0
25.00 to 29.99	25	60.0	16.70	1.75	31.49	1.00	3.34	90.7	83.0	70.7	59.9	48.7	112.1	127.9	147.5	55.37		0.348	
30.00 to 39.99	30	72.4	19.80	1.90	32.55	1.00	3.28	89.7	81.3	68.9	59.1	48.4	114.1	130.2	151.8	66.45		0.33	2.3
40.00 to 49.99	40	91.0	13.60	1.82	25.32	0.47	3.10	90.2	81.6	68.7	57.2	45.8	114.8	132.3	153.9	88.60		0.497	
50.00 to 59.99	50	115.0	18.70	1.92	24.87	0.58	2.30	88.7	78.9	65.4	54.2	43.4	112.2	126.4	143.6	110.7		0.419	2.5
37.00 to 44.99	60	137.0	20.80	1.29	26.99	0.35	2.18	89.0	79.7	66.8	55.4	44.4	112.3	126.0	141.8	132.9		0.757	
75.00 to 99.99	75	174.0	28.60	1.37	27.09	0.35	2.45	89.2	79.3	64.7	53.6	43.1	117.2	131.2	157.8	166.1		0.66	2.6
100.0 to 124.9	100	226.0	37.40	1.08	23.80	0.23	2.33	88.1	78.0	64.3	54.2	42.9	114.9	129.8	144.6	221.5		0.796	2.8
125.0 to 149.9	125	268.0	29.80	1.05	22.90	0.35	2.31	88.8	79.0	65.0	54.0	44.0	115.0	130.0	145.0	276.9		0.996	3.2
150.0 to	150	337.0	90.40	0.96	21.61	0.39	1.73	90.5	82.6	70.7	58.7	47.8	112.2	126.1	142.4	332.2		0.851	3.5



Motor rated capacity setting range (kW)	Applicable motor capacity (kW)	Rated current (A)	No-load Current (A)	%R1 (%)	%X (%)	Rated slip	Iron loss factor 1	Magnetic saturation factor 1	Magnetic saturation factor 2	Magnetic saturation factor 3	Magnetic saturation factor 4	Magnetic saturation factor 5	Magnetic saturation expansion coefficient a	Magnetic saturation expansion coefficient b	Magnetic saturation expansion coefficient c	Torque current for vector control	Induced voltage factor for vector control	For adjustment by manufacturer	Starting characteristic (Auto search delay time 2)
P02/A16 b16/r16		P03/A17 b17/r17	P06/A20 b20/r20	P07/A21 b21/r21	P08/A22 b22/r22	P12/A26 b26/r26	P13/A27 b27/r27	P16/A30 b30/r30	P17/A31 b31/r31	P18/A32 b32/r32	P19/A33 b 33/r33	P20/A34 b34/r34	P21/A35 b35/r35	P22/A36 b36/r36	P23/A37 b37/r37	P55/A55 b55/r55	P56/A56 b56/r56	P57/A57 b57/r57	H46
0.01 to 0.11	0.1	0.22	0.20	13.79	11.75	2.50	14.00	93.8	87.5	75.0	62.5	50.0	106.3	112.5	118.8	0.10	85	0.027	0.5
0.12 to 0.24	0.12	0.34	0.27	12.96	12.67	2.50	14.00	93.3	86.1	74.4	63.6	50.7	108.8	118.7	129.6	0.13		0.024	
0.25 to 0.49	0.25	0.70	0.56	11.02	13.84	2.50	12.60	89.7	81.9	66.9	54.5	43.3	111.0	129.3	148.4	0.27		0.014	
0.50 to 0.99	0.5	1.00	0.61	6.15	8.80	2.50	9.88	88.7	81.3	67.0	55.2	43.8	112.1	126.5	144.3	0.55		0.019	
1.00 to 1.99	1	1.50	0.77	3.96	8.86	2.50	7.40	88.3	77.7	62.6	51.8	41.1	112.4	129.2	148.4	1.11		0.036	
2.00 to 2.99	2	2.90	1.40	4.29	7.74	2.50	5.85	92.1	82.8	71.1	58.1	46.2	111.4	126.1	143.9	2.21		0.035	
3.00 to 4.99	3	4.00	1.79	3.15	20.81	1.17	5.91	85.1	74.6	61.7	50.3	39.8	115.7	133.5	150.6	3.32		0.152	0.6
5.00 to 7.49	5	6.30	2.39	3.34	23.57	1.50	5.24	86.0	76.9	61.3	49.5	39.1	115.6	133.2	154.1	5.54		0.153	0.8
7.50 to 9.99	7.5	9.30	3.12	2.65	28.91	1.17	4.75	88.6	79.2	64.9	52.7	41.8	114.3	133.1	155.6	8.30		0.234	1.0
10.00 to 14.99	10	12.7	4.37	2.43	30.78	1.17	4.03	87.7	80.0	67.1	56.1	45.6	111.7	128.4	149.2	11.07		0.209	1.2
15.00 to 19.99	15	18.7	6.36	2.07	29.13	1.00	3.92	91.3	83.3	69.9	58.0	47.0	114.1	130.2	147.9	16.61		0.256	1.3
20.00 to 24.99	20	24.6	4.60	2.09	29.53	1.00	3.32	90.5	83.5	72.1	60.7	49.5	109.0	121.3	137.8	22.15		0.262	2.0
25.00 to 29.99	25	30.0	8.33	1.75	31.49	1.00	3.34	90.7	83.0	70.7	59.9	48.7	112.1	127.9	147.5	27.69		0.348	
30.00 to 39.99	30	36.2	9.88	1.90	32.55	1.00	3.28	89.7	81.3	68.9	59.1	48.4	114.1	130.2	151.8	33.22		0.33	2.3
40.00 to 49.99	40	45.5	6.80	1.82	25.32	0.47	3.10	90.2	81.6	68.7	57.2	45.8	114.8	132.3	153.9	44.30		0.497	
50.00 to 59.99	50	57.5	9.33	1.92	24.87	0.58	2.30	88.7	78.9	65.4	54.2	43.4	112.2	126.4	143.6	55.37		0.419	2.5
60.00 to 74.99	60	68.7	10.4	1.29	26.99	0.35	2.18	89.0	79.7	66.8	55.4	44.4	112.3	126.0	141.8	66.45		0.757	
75.00 to 99.99	75	86.9	14.3	1.37	27.09	0.35	2.45	89.2	79.3	64.7	53.6	43.1	117.2	136.2	157.8	83.06		0.66	2.6
100.0 to 124.9	100	113.0	18.7	1.08	23.80	0.23	2.33	88.1	78.0	64.3	54.2	42.9	114.9	129.8	144.6	110.7		0.796	2.8
125.0 to 149.9	125	134.0	14.9	1.05	22.90	0.35	2.31	88.8	79.0	65.0	54.0	44.0	115.0	130.0	145.0	138.4		0.996	3.2
150.0 to 174.9	150	169.0	45.2	0.96	21.61	0.39	1.73	90.5	82.6	70.7	58.7	47.8	112.2	126.1	142.4	166.1	0.851	3.5	
175.0 to 199.9	175	169.0	45.2	0.96	21.61	0.39	1.80	90.3	81.9	69.8	57.8	46.6	112.9	127.6	144.8	183.0	1.71	4.1	
200.0 to 249.9	200	231.0	81.8	0.72	20.84	0.23	1.50	92.2	84.8	71.1	58.6	46.9	114.6	130.5	148.0	209.2	0.994	4.5	
250.0 to 299.9	250	272.0	41.1	0.71	18.72	0.35	1.36	91.9	85.5	72.3	60.0	47.6	109.8	122.7	136.4	261.5	1.151	4.7	
300.0 to 324.9	300	323.0	45.1	0.53	18.44	0.23	1.25	93.1	86.1	72.9	60.8	48.6	108.7	118.8	130.9	313.8			
325.0 to 349.9	325	323.0	45.1	0.53	18.44	0.23	1.33	92.2	84.9	72.7	60.5	48.9	109.9	122.2	137.8	339.9	1.126	5.0	
350.0 to 399.9	350	375.0	68.3	0.99	19.24	0.46	1.27	92.7	85.6	72.9	60.9		109.3	120.2	133.5	366.1			1.107
400.0 to 449.9	400	429.0	80.7	1.11	18.92	0.46	1.81					418.4							
450.0 to 499.9	450	481.0	85.5	0.95	19.01	0.48	1.77	92.7	85.6	72.9	60.9	48.9	109.3	120.2	133.5	470.7	1.098	9.8	
500.0 to 599.9	500	534.0	99.2	1.05	18.39	0.45	1.58									523.0			
600.0 to 699.9	600	638.0	140.0	0.85	18.38	0.39	1.84	92.7	85.6	72.9	60.9	48.9	109.3	120.2	133.5	627.6	0.578	10.5	
700.0 to 749.9	700						732.2												
750.0 to 799.9	750	784.0																	
800.0 to	800	837.0																	

[ 5 ] When Fuji premium efficiency motor is selected by motor selection (Function code P99/A39/b39/r39 = 5)

■ Three-phase 200V series

Motor rated capacity setting range (kW)	Applicable motor capacity (kW)	Rated current (A)	No-load Current (A)	%R1 (%)	%X (%)	Rated slip	Iron loss factor 1	Magnetic saturation factor 1	Magnetic saturation factor 2	Magnetic saturation factor 3	Magnetic saturation factor 4	Magnetic saturation factor 5	Magnetic saturation expansion coefficient a	Magnetic saturation expansion coefficient b	Magnetic saturation expansion coefficient c	Torque current for vector control	Induced voltage factor for vector control	For adjustment by manufacturer	Starting characteristic (Auto search delay time 2)
P02/A16 b16/r16		P03/A17 b17/r17	P06/A20 b20/r20	P07/A21 b21/r21	P08/A22 b22/r22	P12/A26 b26/r26	P13/A27 b27/r27	P16/A30 b30/r30	P17/A31 b31/r31	P18/A32 b32/r32	P19/A33 b33/r33	P20/A34 b34/r34	P21/A35 b35/r35	P22/A36 b36/r36	P23/A37 b37/r37	P55/A55 b55/r55	P56/A56 b56/r56	P57/A57 b57/r57	H46
0.01 to 0.09	0.06	0.44	0.40	13.79	11.75	1.77	140.00	93.8	87.5	75.0	62.5	50.0	106.3	112.5	118.8	0.20	85	0.027	0.5
0.10 to 0.19	0.1	0.68	0.55	12.96	12.67	1.77	14.00	93.3	86.1	74.4	63.6	50.7	108.8	118.7	129.6	0.34		0.024	
0.20 to 0.39	0.2	1.30	1.06	12.95	12.92	2.33	12.60	89.7	81.9	66.9	54.5	43.3	111.0	129.3	148.4	0.68		0.023	
0.40 to 0.74	0.4	2.30	1.66	10.20	13.66	2.40	9.88	88.7	81.3	67.0	55.2	43.8	112.1	126.5	144.3	1.36		0.027	
0.75 to 1.49	0.75	3.50	1.87	5.49	13.71	2.00	4.31	92.5	85.1	71.8	59.1	46.7	108.6	117.3	128.3	2.28	95	0.050	0.6
1.50 to 2.19	1.5	6.90	3.96	5.04	13.70	1.67	4.21	89.6	79.6	66.1	54.1	42.9	115.5	131.1	148.4	4.56		0.085	
2.20 to 3.69	2.2	9.50	5.46	4.07	12.98	1.67	3.94	89.4	79.3	65.8	53.9	42.7	115.5	131.1	148.4	6.69		0.092	
3.70 to 5.49	3.7	15.50	8.50	4.07	13.15	1.17	3.59	92.0	84.2	70.7	58.2	45.9	112.8	126.0	141.4	11.24		0.102	0.8
5.50 to 7.49	5.5	21.00	10.55	3.17	11.47	1.00	2.86	92.0	84.2	70.5	58.3	46.1	112.8	126.2	144.6	16.71		0.137	1.0
7.50 to 10.99	7.5	27.50	11.68	3.01	12.56	1.00	2.36	92.4	84.8	71.5	59.2	46.8	110.1	120.9	136.5	22.79		0.158	1.2
11.00 to 14.99	11	40.00	14.90	2.21	14.28	1.00	2.56	92.5	85.2	72.2	59.8	47.4	110.7	122.1	139.0	33.43		0.207	1.4
15.00 to 18.49	15	54.00	18.50	1.94	14.34	0.83	2.32	92.8	85.7	72.8	60.3	47.9	108.7	118.1	132.8	45.58		0.242	2.0
18.50 to 21.99	18.5	68.00	27.40	1.48	15.10	0.67	1.86	92.9	85.8	73.1	61.0	48.8	109.4	119.1	131.6	56.22		0.240	
22.00 to 29.99	22	84.00	33.60	1.46	15.29	0.83	1.91	92.7	85.5	72.6	60.5	48.5	110.5	121.3	135.2	66.85		0.238	2.3
30.00 to 36.99	30	116.0	45.60	1.40	15.38	0.83	1.91	92.3	84.8	71.8	59.8	47.9	111.4	123.2	139.0	91.16	0.244		
37.00 to 44.99	37	137.0	55.00	1.20	15.75	0.67	1.61	93.3	86.7	74.3	62.0	49.7	107.3	114.9	124.8	112.4	0.321	2.5	
45.00 to 54.99	45	166.0	64.90	1.21	16.14	0.67	1.58	93.2	86.5	73.9	61.7	49.5	107.9	116.3	128.6	136.7	0.318		
55.00 to 74.99	55	208.0	88.00	1.36	14.44	0.50	1.73	93.8	87.5	75.0	62.5	50.0	106.3	112.5	118.8	189.0	84	0.304	2.6
75.00 to 89.99	75	272.0	90.00	1.46	17.78	0.50	1.33	93.8	87.5	75.0	62.5	50.0	106.3	112.5	118.8	257.7		0.452	3.0
90.00 to 109.9	90	324.0	112.0	1.45	15.67	0.50	1.33	93.8	87.5	75.0	62.5	50.0	106.3	112.5	118.8	305.7	85	0.430	3.2
110.0 to	110	384.0	136.0	1.29	14.80	0.33	1.27	93.8	87.5	75.0	62.5	50.0	106.3	112.5	118.8	360.8	88	0.527	3.5

■ Three-phase 400 V series

An 8-series motor provisional constant is set for motors with power output of 400 kW or higher.

Motor rated capacity setting range (kW)	Applicable motor capacity (kW)	Rated current (A)	No-load Current (A)	%R1 (%)	%X (%)	Rated slip	Iron loss factor 1	Magnetic saturation factor 1	Magnetic saturation factor 2	Magnetic saturation factor 3	Magnetic saturation factor 4	Magnetic saturation factor 5	Magnetic saturation expansion coefficient a	Magnetic saturation expansion coefficient b	Magnetic saturation expansion coefficient c	Torque current for vector control	Induced voltage factor for vector control	For adjustment by manufacturer	Starting characteristic (Auto search delay time 2)		
P02/A16 b16/r16		P03/A17 b17/r17	P06/A20 b20/r20	P07/A21 b21/r21	P08/A22 b22/r22	P12/A26 b26/r26	P13/A27 b27/r27	P16/A30 b30/r30	P17/A31 b31/r31	P18/A32 b32/r32	P19/A33 b33/r33	P20/A34 b34/r34	P21/A35 b35/r35	P22/A36 b36/r36	P23/A37 b37/r37	P55/A55 b55/r55	P56/A56 b56/r56	P57/A57 b57/r57	H46		
0.01 to 0.09	0.06	0.22	0.20	13.19	11.75	1.77	14.00	93.8	87.5	75.0	62.5	50.0	106.3	112.5	118.8	0.10	85	0.027	0.5		
0.10 to 0.19	0.1	0.35	0.27	12.96	12.67	1.77	14.00	93.3	86.1	74.4	63.6	50.7	108.8	118.7	129.6	0.17		0.024			
0.20 to 0.39	0.2	0.65	0.53	12.95	12.92	2.33	12.60	89.7	81.9	66.9	54.5	43.3	111.0	129.3	148.4	0.34		0.023			
0.40 to 0.74	0.4	1.15	0.83	10.20	13.66	2.40	9.88	88.7	81.3	67.0	55.2	43.8	112.1	126.5	144.3	0.68		0.027			
0.75 to 1.49	0.75	1.80	0.94	5.49	13.71	2.00	4.31	92.5	85.1	71.8	59.1	46.7	108.6	117.3	128.3	1.14	95	0.050	0.6		
1.50 to 2.19	1.5	3.50	1.98	5.04	13.70	1.67	4.21	89.6	79.6	66.1	54.1	42.9	115.5	131.1	148.4	2.28		0.085			
2.20 to 3.69	2.2	4.80	2.73	4.07	12.98	1.67	3.94	89.4	79.3	65.8	53.9	42.7	115.5	131.1	148.4	3.34		0.092			
3.70 to 5.49	3.7	7.80	4.25	4.07	13.15	1.17	3.59	92.0	84.2	70.7	58.2	45.9	112.8	126.0	141.4	5.62		0.102			
5.50 to 7.49	5.5	10.50	5.28	3.17	11.47	1.00	2.86	92.0	84.2	70.5	58.3	46.1	112.8	126.2	144.6	8.36	95	0.137	1.0		
7.50 to 10.99	7.5	13.50	5.84	3.01	12.56	1.00	2.36	92.4	84.8	71.5	59.2	46.8	110.1	120.9	136.5	11.40		0.158			
11.00 to 14.99	11	20.00	7.45	2.21	14.28	1.00	2.56	92.5	85.2	72.2	59.8	47.4	110.7	122.1	139.0	16.71		0.207			
15.00 to 18.49	15	27.00	9.25	1.94	14.34	0.83	2.32	92.8	85.7	72.8	60.3	47.9	108.7	118.1	132.8	22.79		0.242			
18.50 to 21.99	18.5	34.00	13.70	1.48	15.10	0.67	1.86	92.9	85.8	73.1	61.0	48.8	109.4	119.1	131.6	28.11	95	0.240	2.0		
22.00 to 29.99	22	42.00	16.80	1.46	15.29	0.83	1.91	92.7	85.5	72.6	60.5	48.5	110.5	121.3	135.2	33.43		0.238			
30.00 to 36.99	30	58.00	22.80	1.40	15.38	0.83	1.91	92.3	84.8	71.8	59.8	47.9	111.4	123.2	139.0	45.58		0.244			
37.00 to 44.99	37	69.00	27.50	1.20	15.75	0.67	1.61	93.3	86.7	74.3	62.0	49.7	107.3	114.9	124.8	56.22		0.321			
45.00 to 54.99	45	83.00	32.45	1.21	16.14	0.67	1.58	93.2	86.5	73.9	61.7	49.5	107.9	116.3	128.6	68.37	95	0.318	2.5		
55.00 to 74.99	55	104.0	44.00	1.36	14.44	0.50	1.73	93.8	87.5	75.0	62.5	50.0	106.3	112.5	118.8	93.39		84		0.304	2.6
75.00 to 89.99	75	136.0	45.00	1.46	17.78	0.50	1.33									127.4				0.452	3.0
90.00 to 109.9	90	162.0	56.00	1.45	15.67	0.50	1.33									152.8				85	0.430
110.0 to 131.9	110	192.0	68.00	1.29	14.80	0.33	1.27									186.8	88		0.527	3.5	
132.0 to 159.9	132	230.0	72.00	1.11	14.74	0.33	1.21	211.7	87	0.583	4.1										
160.0 to 199.9	160	285.0	95.00	0.99	19.09	0.67	1.06	256.6	86	0.488	4.5										
200.0 to 219.9	200	352.0	122.0	1.00	18.33	0.67	1.00	320.8	87	0.466	4.7										
220.0 to 249.9	220	390.0	144.0	0.82	18.14	0.67	1.14	352.8	88	0.451											
250.0 to 299.9	250	450.0	164.0	0.87	19.48	0.67	1.12	400.9	86	0.426		5.0									
300.0 to 314.9	300	532.0	179.0	0.93	21.04	0.67	1.00	481.1		0.425		5.5									
315.0 to 354.9	315	554.0	183.0	0.80	20.07	0.50	1.11	505.2	87	0.556	5.6										
355.0 to 374.9	355	620.0	200.0	0.78	19.59	0.50	1.07	569.3		0.570											
375.0 to 399.9	375	660.0	223.0	0.74	19.10	0.50	1.15	601.4		0.565											
400.0 to 449.9	400	670.0	200.0	0.62	15.67	0.29	1.58	641.5		90		0.683	7.5								
450.0 to 499.9	450	770.0	270.0	0.48	13.03	0.23	1.84	721.7	0.694												
500.0 to 559.9	500	835.0		0.51	12.38	0.18	1.80	801.9	1.393												
560.0 to 629.9	560	940.0		0.57	13.94	0.20	1.61	898.1													
630.0 to 709.9	630	1050.0		355.0	0.46	11.77	0.17	1.29		1010	1.395										
710.0 to	710	1150.0	290.0	0.54	14.62	0.21	0.97	1139	1.560	10.5											